



2013-14 MEDIA GUIDE





Compliments of
Browning Harvey Ltd.,



PRESIDENT
Danny Williams

CHIEF OPERATING OFFICER
Glenn Stanford

EDITORS
Chris Doyle
Dave Salter

ADVERTISING
Rob Mallowney
Vice President, Operations
(709) 576-6329

**ASSISTANT
STATISTICIAN**
Dan Primmer

**PHOTOGRAPHY AND
GRAPHIC DESIGN**
Jeff Parsons
Scott Shannahan

TABLE OF CONTENTS

Message from AHL President.....	2
Season Calendar.....	3
Team Contacts.....	4
Danny Williams Biography.....	8
Glenn Stanford Biography.....	9
Craig Heisinger Biography.....	9
Coaches Biographies.....	10
Hockey Staff.....	12
Office Staff Directory.....	13
2013-14 St. John's IceCaps.....	15
2012-13 Season In Review.....	45
2012-13 Calder Cup Playoffs.....	67
All-time Leaders.....	71
2012-13 IceCaps Opponents.....	81
2013-14 AHL Directory.....	116
IceCaps Media Guidelines.....	118
AHL League Map.....	120





DAVID A. ANDREWS

PRESIDENT AND CHIEF EXECUTIVE OFFICER,
AMERICAN HOCKEY LEAGUE



American Hockey League

One Monarch Place – Springfield, MA 01144

Phone: (413) 781-2030 Fax: (413) 733-4767

Dear Fans,

It is my great pleasure to welcome you to another exciting season of American Hockey League action. We are proud to be entering our 78th season of continuous play, bringing a tradition of excellence and an entertaining, physical, and highly skilled level of play to more than 6 million hockey fans annually across North America.

Once again in 2013-14, there are 30 teams competing for the historic Calder Cup championship and all 30 National Hockey League clubs are developing their top prospects and draft picks in the AHL. Last season more than 270 first- and second-round NHL draft picks competed in the American Hockey League, and 346 players took the ice in both the AHL and the NHL.

We continue to be proud of our tradition of developing the best hockey talent in the world, with over 87 percent of today's NHL players, coaches and officials having honed their skills in the American Hockey League. Our loyal and passionate fans through the years have enjoyed cheering for more than 100 future Hockey Hall of Famers, and have rooted for more than 100 Calder Cup champions who would go on to have their names engraved on the Stanley Cup as well.

Exciting events on the 2013-14 schedule include outdoor games at Frontier Field in Rochester on Dec. 13 and at Comerica Park in Detroit on Dec. 30, and we have something truly special in store for our 2014 AHL All-Star Classic in February. We're also honored that the Rochester Americans have been invited to represent the AHL at the prestigious Spengler Cup tournament in Davos, Switzerland, Dec. 26-31.

We are pleased to welcome the fans in Iowa and Utica back to the AHL as the Iowa Wild and Utica Comets begin play this fall, joining the rest of the league in looking to dethrone the defending Calder Cup champion Grand Rapids Griffins in the chase for the AHL's 2014 crown.

On behalf of all of our teams, thank you again for your continuing support and I wish you the utmost enjoyment in following your club through what is sure to be another terrific season.

Sincerely,

David A. Andrews
President & Chief Executive Officer
American Hockey League





2013-14 SEASON

NOVEMBER

SUN	MON	TUES	WED	THUR	FRI	SAT
					1	2
3	4	5	6	7	8	9
10	11	12	13	14	15	16
17	18	19	20	21	22	23
24	25	26	27	28	29	30

JANUARY

SUN	MON	TUES	WED	THUR	FRI	SAT
			1	2	3	4
5	6	7	8	9	10	11
12	13	14	15	16	17	18
19	20	21	22	23	24	25
26	27	28	29	30	31	

MARCH

SUN	MON	TUES	WED	THUR	FRI	SAT
						1
2	3	4	5	6	7	8
9	10	11	12	13	14	15
16	17	18	19	20	21	22
23	24	25	26	27	28	29
30	31					

OCTOBER

SUN	MON	TUES	WED	THUR	FRI	SAT
		1	2	3	4	5
6	7	8	9	10	11	12
13	14	15	16	17	18	19
20	21	22	23	24	25	26
27	28	29	30	31		

DECEMBER

SUN	MON	TUES	WED	THUR	FRI	SAT
1	2	3	4	5	6	7
8	9	10	11	12	13	14
15	16	17	18	19	20	21
22	23	24	25	26	27	28
29	30	31				

FEBRUARY

SUN	MON	TUES	WED	THUR	FRI	SAT
						1
2	3	4	5	6	7	8
9	10	11	12	13	14	15
16	17	18	19	20	21	22
23	24	25	26	27	28	

APRIL

SUN	MON	TUES	WED	THUR	FRI	SAT
		1	2	3	4	5
6	7	8	9	10	11	12
13	14	15	16	17	18	19
20	21	22	23	24	25	26
27	28	29	30			

■ Home ■ Away

TEAM CONTACTS

ST. JOHN'S ICECAPS

P.O. Box 1880, Station 'C'

St. John's, NL

A1C 5R4

Tel: 709.576.2277

Email: info@stjohnsicecaps.com

Website: www.stjohnsicecaps.com



WINNIPEG JETS (NHL Affiliate)

345 Graham Avenue

Winnipeg, Manitoba

R3C 5S6

Tel: 204.987.7825

Website: jets.nhl.com



ONTARIO REIGN (ECHL AFFILIATE)

901 Via Piemonte, Suite 370

Ontario, CA 91764

Website: www.ontarioreign.com



AMERICAN HOCKEY LEAGUE

One Monarch Place, Suite 2400

Springfield, MA 01144

Tel. 413-781-2030 · Fax 413-733-4767

President and CEO: David Andrews

Executive Vice President of Marketing

and Business Development: Christos Nikolis

Vice President of Hockey Operations: Michael Murray

Vice President of Communications: Jason Chaimovitch

Vice President of Licensing and Corporate Sales: Sean Lavoine

Vice President of Team Business Services: Nathan Costa

Website: www.theahl.com





The IceCaps and Mary Brown's. A celebration of Newfoundland pride.

Enjoy the game. Then swing by Mary Brown's for some succulent signature chicken and taters. Win, win!



FOUNDING PARTNER

goCAPSgo!



marybrowns.com



A Tradition of Excellence
Est. 1936

the HISTORY

The American Hockey League is enjoying its 78th season of play in 2013-14, continuing a tradition of excellence that began in 1936 when the Canadian-American Hockey League merged with the International Hockey League to form what is today known as the AHL. Eight teams hit the ice that first season, playing in Buffalo, Cleveland, New Haven, Philadelphia, Pittsburgh, Providence, Springfield and Syracuse.

Frank Calder, the National Hockey League's president at the time, was instrumental in the forming of the new league, and his name would be given to its championship trophy. The first Calder Cup was won by the Syracuse Stars in 1937; the 77th championship was captured by the Grand Rapids Griffins last spring.



Photo: New York Times

Adam Dates
Honored Member, Hockey Hall of Fame
1986 Calder Cup Champion

the LEGENDS

Over the past three-quarters of a century, the American Hockey League has been home to some of the greatest players in the history of our sport. In fact, more than 100 honored members of the Hockey Hall of Fame have been affiliated with the AHL during their careers. All-time greats like **George Armstrong, Toe Blake, Gump Worsley, Terry Sawchuk, Glenn Hall, Brad Park, Ken Dryden** and **Brett Hull** came through the AHL ranks and now find themselves enshrined in Toronto, and the coveted Calder Cup trophy is inscribed with the names of legendary AHL alumni like **Patrick Roy, Larry Robinson, Gerry Cheevers, Andy Bathgate, Tim Horton, Al Arbour, Emile Francis, Doug Harvey** and **Billy Smith**.

The American Hockey League has created its own legends as well, and in 2006 began honoring them with the formation of the AHL Hall of Fame. The eighth class of inductees, recognized in 2013, included **Harvey Bennett, Ken Gernander, Jim Morrison** and **Peter White**. They join the likes of **Johnny Bower, Fred Glover, Jody Gage, Mitch Lamoureux, Willie Marshall, Frank Mathers, Eddie Shore, Bruce Boudreau, Tim Tookey, Zellio Toppazzini** and others as distinguished members of the American Hockey League Hall of Fame.

In today's National Hockey League more than 87 percent of the players are AHL alumni, including 2013 Norris Trophy winner **P.K. Subban** of the Montreal Canadiens and 2013 Lady Byng and Art Ross Trophy recipient **Martin St. Louis** of the Tampa Bay Lightning. The 2013 Stanley Cup champion Chicago Blackhawks were stocked with AHL graduates as well, among them **Duncan Keith, Patrick Sharp, Corey Crawford, Bryan Bickell, Brandon Saad, Dave Bolland** and head coach **Joel Quenneville**.



Photo: AP

Corey Crawford
2013 Stanley Cup Champion

the PLAYERS

During the 2012-13 season, more than 800 AHL alumni played in the National Hockey League, including 346 who skated in both leagues last year alone. Philadelphia's **Claude Giroux**, Boston's **Brad Marchand**, Anaheim's **Ryan Getzlaf** and Minnesota's **Zach Parise** were among the 21 AHL graduates who led their NHL teams in scoring, and former AHL All-Stars **Pekka Rinne**, **Tuukka Rask**, **Cory Schneider**, **Braden Holtby** and **Jimmy Howard** were among the 27 AHL goaltending alumni who paced their NHL clubs in victories. More than 270 former first- and second-round draft picks developed their skills in the AHL last season, including 2013 AHL scoring champion **Brandon Pirri** and 2013 Calder Cup Playoffs MVP **Tomas Tatar**.



Photo: Steven Chirby

Edmonton Oilers defenseman **Justin Schultz** was an All-Rookie Team selection in both the NHL and the AHL in 2012-13.

the COACHES

At the start of the 2013-14 season, the National Hockey League featured 23 head coaches who were former AHL bench bosses, including recent Stanley Cup champions **Joel Quenneville** (Chicago, 2010, 2013), **Claude Julien** (Boston, 2011), **Dan Bylsma** (Pittsburgh, 2009), **Mike Babcock** (Detroit, 2008), **Randy Carlyle** (Anaheim, 2007), **Peter Laviolette** (Carolina, 2006) and **John Tortorella** (Tampa Bay, 2004).

"The American Hockey League has been essential in developing my potential both as a player and as a coach. Being able to hone my skills and improve at a high level of competition was key to reaching my goals of playing in the NHL, becoming a head coach and winning the Stanley Cup."

-- Dan Bylsma, Head Coach, Pittsburgh Penguins and 2014 U.S. Olympic Team
2011 Jack Adams Award Winner, 2009 Stanley Cup Champion

the FANS

For just the second time in league history, more than 6.5 million fans attended regular-season AHL games in 2012-13, and the average of 5,710 fans per game was the third-largest ever. The Hershey Bears paced the league for the seventh year in a row, averaging 10,046 fans per game last season, and showcase games in Philadelphia, Buffalo, Toronto, Washington and Montreal all drew better than 18,500 fans each.



Grade: AHL Photography

The Toronto Marlies and Hamilton Bulldogs squared off at a sold-out Air Canada Centre on Boxing Day last season.

the STARS

The AHL All-Star Classic showcases the league's top talent each year in an All-Star Skills Competition and All-Star Game. The 2013 Dunkin' Donuts AHL All-Star Classic was held in front of capacity crowds in Providence, R.I., and televised live across the U.S. and Canada.

Of the 630 players to take part in the AHL All-Star Classic since 1995, more than 93 percent have competed in the National Hockey League, including **Patrice Bergeron**, **Daniel Briere**, **Ryan Callahan**, **Zdeno Chara**, **Niklas Kronwall**, **Chris Kunitz**, **Ryan Miller**, **Bobby Ryan**, **Jason Spezza** and **Eric Staal**.



Photo: Alan Salkov/AHL

Ryan Hamilton
2013 AHL All-Star Game MVP

 /TheAHL
 

 @TheAHL



THE HON. DANNY WILLIAMS, Q.C. PRESIDENT AND CHIEF EXECUTIVE OFFICER

Mr. Williams was born and raised in St. John's, Newfoundland and Labrador, where he still resides.

Awarded the Rhodes Scholarship in 1969, Mr. Williams received a Bachelor of Arts from Memorial University of Newfoundland, a degree in Arts in Law from Oxford University in England and a Bachelor of Law degree from Dalhousie University in Halifax. Building one of the most successful practices in Atlantic Canada, his legal career included successfully representing the wrongfully convicted, victims of sexual abuse, and high profile murder trials.

Mr. Williams also led a consortium seeking Newfoundland and Labrador's first cable television licence, establishing one of the largest communications companies in Atlantic Canada. He later sold this company in a multi-hundred million-dollar transaction. Other business interests have included ventures in offshore oil and gas, the tourism industry through the building and operation of three golf courses, and significant real estate holdings.

Mr. Williams has served as Chair of the Canadian Parliamentary Channel, Chair of the Newfoundland and Labrador Film Development Corporation, Chair of the Provincial Government Offshore Oil Impact Advisory Council, and a member of charitable organizations such as the Terry Fox Marathon of Hope, Big Brothers/Big Sisters, Iris Kirby House, and the Vera Perlin Society. He also founded the Williams Family Foundation, which focuses mainly on assisting sick children in need.

Some of the recognitions and honours Mr. Williams has received include: Honourary Fellow of the Waterford Institute of Technology of Ireland; Honourary Doctorate from the University of PEI; Corporate Knights of Canada Award of Distinction; Institute of Governance's Modern Maker of Canada; Newfoundland and Labrador Business Hall of Fame; honorary designation from the Mi'kmaq Nation; the Ches Loughlin Conservation Award; and most recently the Ernst & Young Entrepreneur of the Year Lifetime Achievement Award.

On October 21, 2003, Mr. Williams became the ninth premier of Newfoundland and Labrador. Among his greatest accomplishments as premier was negotiating groundbreaking agreements with the largest oil and gas companies in the world resulting in unprecedented equity stakes, royalty rates and local benefits. Under his leadership, the province also achieved "have" status for the first time in confederation, and dramatically improved the financial status of the province. Among many other accomplishments, his government implemented a nation-leading Poverty Reduction Strategy, the most attractive Student Aid Program in the country and an international multi award-winning tourism marketing campaign.

Mr. Williams has been actively involved in hockey as a player and coach, was the founder and president of the St. John's Junior Hockey League, was instrumental in bringing the St. John's Maple Leafs AHL team to St. John's, was a significant driver in building Mile One Centre, and served as a member of the Board of Governors of the Canadian Sports Hall of Fame. He was recently inducted into the Newfoundland and Labrador Hockey Hall of Fame as a builder.

Since leaving politics and returning to the private sector, Mr. Williams' main focus has been on professional hockey as the franchise holder of the farm team for the NHL Winnipeg Jets. The St. John's IceCaps hit the ice for its inaugural season in 2011-1012, where the team made it all the way to the conference final.

He is also building a major real estate development in St. John's that will include residential, commercial/retail, industrial and institutional components.

Mr. Williams has four children and seven grandchildren.



GLENN STANFORD CHIEF OPERATING OFFICER/AHL GOVERNOR

Glenn Stanford is a well-respected sports executive at the American Hockey League, with an extensive background in sports management, marketing and national entertainment events.

An American Hockey League mainstay since 1991, when the St. John's Maple Leafs were born, Stanford has spent the past 22 years managing and directing the business operations of four professional sports franchises and related properties, including the Maple Leafs (AHL, 1991-2005), Idaho Steelheads (ECHL, 2005-2007), Hamilton Bulldogs (AHL, 2007-2011), and St. John's IceCaps (AHL, 2011-present).

He was part of two championship teams, as the Steelheads captured the Kelly Cup when he was at the helm, and the Bulldogs won the 2007 AHL Calder Cup.

Stanford is also a four-time American Hockey League award winner. He was awarded the James Hendy Award as the league's top executive twice in 2002 and 2012, and the Thomas Ebright Award for lifelong contribution to the AHL in 2005. Stanford also received the Ken McKenzie Award in 1997 for outstanding promotion of the AHL in St. John's.

In addition, Stanford was named the 2004 Canadian Special Olympics Sports Celebrities Festival National Volunteer of the Year, and one of Atlantic Canada's Top 50 CEOs. In 2002, Glenn was awarded the Queen's Golden Jubilee Medal for significant contributions to Canada.



CRAIG HEISINGER GENERAL MANAGER

Craig Heisinger enters his third season with the Winnipeg Jets organization in his role as Senior Vice-President & Director, Hockey Operations/Assistant General Manager and General Manager of the St. John's IceCaps. The IceCaps' inaugural season was a proven success as the team earned a 43-25-5-3 regular season record and reached the Conference Final.

Heisinger joined the Jets organization after working with the Manitoba Moose in different capacities throughout the team's 15-year existence in both the International Hockey League and American Hockey League. Most notably, he served as Manitoba's General Manager for the past nine seasons during which time the Moose accumulated a record of 381-254-35-50 (0.588 winning percentage) and reached the Calder Cup Playoffs in eight of nine seasons, including a berth in the Calder Cup Final in 2009.

Craig Heisinger began his tenure with the Manitoba Moose as the team's Equipment Manager in 1996. "Zinger" then transitioned to a managerial position when he became Assistant General Manager of the hockey club in 1999. Three years later, Heisinger was appointed General Manager of the Moose on July 15th, 2002, succeeding Randy Carlyle. Zinger retained that position until the end of the 2010-11 season. During that time, Heisinger was named the winner of the James C. Hendy Memorial Award as the outstanding executive in the American Hockey League following the team's most successful season in 2008-09. That season the Moose finished first overall in the AHL and reached the Calder Cup Finals.

Heisinger received his start in hockey as the Equipment Manager of the Fort Garry South Blues of the Manitoba Junior Hockey League during the 1978-79 season. He spent the next eight years in the Western Hockey League with the Winnipeg Warriors and Brandon Wheat Kings. In 1988, after his final year in Brandon, he represented Canada as the Trainer for the Gold Medal winning World Junior Team in Moscow. After the championships, Heisinger joined the Winnipeg Jets as Assistant Equipment Manager. In 1990, he became the Jets' Senior Equipment Manager and was with the team until their move to Phoenix in 1996. In 1997 he worked with the Gold Medal winning Canadian Team at the World Championships, and in 1998 he was selected as the Equipment Manager for the Canadian Olympic Team in Nagano, Japan.

Heisinger and his wife, Vickie, have four sons, Jake, Mack, Tucker, and Zachery.

ST. JOHN'S ICE CAPS MANAGEMENT

COACHING STAFF



KEITH McCAMBRIDGE, Head Coach

A former draft pick of the Calgary Flames, Keith McCambridge is the only head coach in St. John's IceCaps' three-year history. In his first season behind the bench, McCambridge led the IceCaps to an Atlantic Division title in 2011-12 and guided his squad to the Eastern Conference Finals before losing to the eventual Calder Cup champions, the Norfolk Admirals. He was also selected as bench boss for the Eastern Conference All-Stars that season.

Prior to joining the IceCaps, McCambridge served as assistant coach for the American Hockey League's Manitoba Moose where he worked with current Winnipeg Jets head coach Claude Noel. McCambridge helped lead the Moose to the North Division Final in 2011 in which they lost to the Hamilton Bulldogs in seven games.

Before coaching with the Moose in 2009, McCambridge guided the Alaska Aces of the East Coast Hockey League (ECHL) to the third round of the Kelly Cup Playoffs in 2007-08, and led the Aces to the finals in 2008-09 before being eliminated by the South Carolina Stingrays. McCambridge won the Kelly Cup in 2006 as a playing coach with the Aces, defeating the Gwinnett Gladiators in five games.

McCambridge's professional playing career spanned 11 seasons and included stints in the AHL (Saint John Flames, Providence Bruins, Houston Aeros and Cleveland Barons), IHL (Las Vegas Thunder, Long Beach Ice Dogs and Manitoba Moose) and ECHL (Alaska Aces). In addition, McCambridge spent four seasons in the Western Hockey League with the Swift Current Broncos and Kamloops Blazers.





MARK MORRISON, Assistant Coach

Joining McCambridge as an assistant coach for a third season is former New York Rangers draft pick Mark Morrison. In 2011-12, Morrison helped guide the IceCaps to a first place finish in the Atlantic Division and an appearance in the Eastern Conference Finals, where the club lost to the Norfolk Admirals, the eventual Calder Cup Champions.

Before joining the IceCaps, Morrison served as head coach and general manager of the Victoria Salmon Kings of the ECHL, where he spent four years. Prior to his time with the Salmon Kings, Morrison coached and played with the Fife Flyers of the British National League, winning Coach of the Year honours three times.

As a player, Morrison won the Adams Cup with the Central Hockey League's Tulsa Oilers and was named Most Sportsmanlike Player in the 1980-1981 Memorial Cup. Morrison played 10 games in the NHL with the Rangers from 1981-1984.



JASON KING, Assistant Coach

King begins his first season behind the bench after playing 11 seasons in the professional ranks. Drafted in the 7th round (212th overall) in the 2001 NHL Entry Draft by the Vancouver Canucks, the Corner Brook, Newfoundland native made his NHL debut in the 2002-03 season. A year later, King made a splash with the Canucks when he was featured on a line with perennial all-stars Henrik and Daniel Sedin, and earned Rookie of the Month honours for November while scoring 12 goals in 47 games that season.

King finished his pro career a veteran of 59 NHL games, 335 AHL games and 140 DEL games (Germany). A fan favourite upon signing with the IceCaps in 2011, King spent two seasons with St. John's from 2011-2013, leading the club in goal scoring in 2011-12 and earning Community Man of the Year honours for his efforts in the community.



IAN ANDERSEN, Video Coach

Ian Andersen returns to the organization for a third season as the team's Video Coach. A graduate of St. John's University in Minnesota, Andersen worked for three years at Notre Dame and two more at Michigan State as the Director of Hockey Operations.

After working in college hockey, Andersen joined the Minnesota Wild as their Video Coordinator. In that role his main responsibility was live logging games for in-game analysis and tactical adjustments between periods. He also handled pre-scouting duties, helping to create scouting reports for upcoming opponents and to prepare for free agency.

Additionally, in years past he has worked for USA Hockey during their summer Select Festivals as a coach and evaluator. Having been involved in coaching competitive hockey since 2000, Andersen's expertise has been an added benefit to the IceCaps coaching staff.



DUSTY IMOO, Developmental Goaltending Coach

A newcomer to the Winnipeg Jets organization, Imoo, 43, spent the last two seasons as the Goaltending Coach for the Seattle Thunderbirds of the Western Hockey League. He was responsible for on-ice development, drill preparation and one-on-one mentorship for all goalies in THE Thunderbirds system.

Prior to joining the T-Birds, Imoo was a Goaltending Consultant for the Surrey Eagles of the BCHL for three seasons. Since 2009, Imoo has owned and operated RDT - Real Deal Training, which creates off-season conditioning and training programs for hockey players and other athletes. He is also a Goaltending Consultant with Pro Goaltending Development in Surrey, British Columbia.

Imoo played 15 seasons of pro hockey in the JIHL, IHL, AHL and ECHL. He also played for Japan in the 1998 Winter Olympics in Nagano and participated in four World Championships. Imoo started Junior Hockey at age 15 playing two seasons in the BCHL and then four seasons in the WHL with three different teams - the New Westminster Bruins, Lethbridge Hurricanes and Regina Pats. He was selected as a WHL All-Star while with Lethbridge.

TRAINING AND EQUIPMENT STAFF



SCOTT MACLEOD
Athletic Therapist



IAN COX
Equipment Manager



JAKE WOLFF
Strength &
Conditioning
Coach



SHANNON COADY
Assistant
Equipment Manager



Grow with the Pros!

VISIT PHPA.com

Your source for PHPA news, officially licensed collectors items, and PHPA merchandise.

STAFF DIRECTORY



Glenn Stanford
Governor and Chief Operating Officer
glenn.stanford@stjohnsicecaps.com



Rob Mallowney
Vice President, Operations
rob.mallowney@stjohnsicecaps.com



Brad Andrews
Director of Hockey Operations
brad.andrews@stjohnsicecaps.com



David Salter
Director of Communications
david.salter@stjohnsicecaps.com



Heather McKay
Director of Finance
heather.mckay@stjohnsicecaps.com



Trevor Murphy
Director of Community Partnerships
trevor.murphy@stjohnsicecaps.com



Jenelle Herbert
Manager of Game Operations
jenelle.herbert@stjohnsicecaps.com



Colin Fardy
Digital Media Coordinator
colin.fardy@stjohnsicecaps.com



Jacki Northcott
Financial Administrator
jacki.northcott@stjohnsicecaps.com



Chris Doyle
Marketing and Communications
Coordinator
chris.doyle@stjohnsicecaps.com



Brian Rogers
Broadcaster
brian.rogers@stjohnsicecaps.com



**CELEBRATE 20 YEARS OF AHL ALL-STAR HOCKEY
AND SEE HISTORY IN THE MAKING.**



vs.



SO DON'T MISS OUT!

Skills Competition Tuesday, Feb. 11.

American Hockey League All-Stars vs. Färjestad BK,
of the Swedish Hockey League Wednesday, Feb. 12.




stjohnsicecaps.com



2013-2014
ST. JOHN'S ICECAPS

#3 PATRICK CULLITY, DEFENCE



Height: 6-2 | **Weight:** 200 | **Shoots:** Left
Born: Jan 26 1987 - Tewksbury, MA
Drafted: Undrafted
Acquired: from the Springfield Falcons on Mar. 11, 2013

2012-13 SEASON

Made his IceCaps debut Mar. 15 vs. HAM... Recorded his first point (an assist) as an IceCap on Mar. 16 vs. HAM. Suited up in 39 games with Idaho (ECHL), notching 14 points (3G, 11A) and 30 penalty minutes.

CAREER HIGHLIGHTS

Played 44 games with Springfield (AHL) in 2011-12, recording nine points (1G, 8A) with 55 penalty minutes and a plus-1 rating... Suited up for 20 games with Utah (ECHL), notching one assist and 10 penalty minutes... Also played five games with Abbotsford (AHL), picking up one assist and two penalty minutes... Scored his first AHL goal on Feb. 5, 2012 vs. Norfolk as a member of the Falcons... Spent four seasons with the University of Vermont (NCAA), playing in 145 games and notching 252 penalty minutes... Made his AHL debut on Apr. 2, 2010 as a member of the Syracuse Crunch... Finished tied for a team-best plus-14 in a team-high 71 games with the South Carolina Stingrays in 2010-11... Led Vermont in penalty minutes in 2008-09 with 94.

CAREER STATISTICS

Season	Team	League	GP	G	A	TP	PIM	+/-	Postseas.	GP	G	A	TP	PIM	+/-
2006-07	Univ. of Vermont	NCAA	34	0	5	5	42	-1							
2007-08	Univ. of Vermont	NCAA	35	0	2	2	60	-3							
2008-09	Univ. of Vermont	NCAA	39	0	7	7	94	4							
2009-10	Univ. of Vermont	NCAA	37	2	9	11	56	19							
	Syracuse Crunch	AHL	5	0	0	0	2	-4							
2010-11	South Carolina Stingrays	ECHL	71	2	15	17	81	14	Playoffs	3	0	1	1	2	1
2011-12	Utah Grizzlies	ECHL	20	0	1	1	10	-1							
	Abbotsford Heat	AHL	5	0	1	1	2	-2							
	Springfield Falcons	AHL	44	1	8	9	55	1							
2012-13	Idaho Steelheads	ECHL	39	3	11	14	30	3							
	Springfield Falcons	AHL	7	0	0	0	12	1							
	St. John's IceCaps	AHL	14	0	2	2	12	-3							

CAREER TOTALS

LEAGUE	REGULAR SEASON							POSTSEASON						
	GP	G	A	TP	PPG	PIM	+/-	GP	G	A	TP	PPG	PIM	+/-
AHL:	75	1	11	12	0.16	83	-7							
ECHL:	130	5	27	32	0.25	121	16	3	0	1	1	0.33	2	1
NCAA:	145	2	23	25	0.17	252	19							

#7 KRIS FREDHEIM, DEFENCE

Height: 6'2 | Weight: 192 | Shoots: Right
Born: Feb 23 1987 – Campbell River, BC
Drafted: by Vancouver Canucks in the 6th round (185th overall)
of the 2005 NHL Entry Draft



2012-13 SEASON

Notched a goal and six assists with 20 penalty minutes in 52 games with Houston (AHL).

CAREER HIGHLIGHTS

Enters his fourth full professional season in 2013-14. Set career highs in 2011-12 with 73 games played nine assists and 12 points. Made his NHL debut with Minnesota in 2011-12, playing in three games for the Wild. Was selected by the Vancouver Canucks in the 6th round (185th overall) of the 2005 NHL Entry Draft. Played collegiate hockey at Colorado College of the Western Collegiate Hockey Association.

CAREER STATISTICS

Season	Team	League	GP	G	A	TP	PIM	+/-	Postseas.	GP	G	A	TP	PIM	+/-
2003-04	Notre Dame Hounds Midget AAA	SMHL	41	9	21	30	38								
	Canada Pacific U17	WHC-17	6	1	1	2	4								
2004-05	Notre Dame Hounds	SJHL	50	2	15	17	28								
2005-06	Notre Dame Hounds	SJHL	52	12	23	35	75		Playoffs	11	2	9	11	15	
2006-07	Colorado College	NCAA	23	1	3	4	16	1							
2007-08	Colorado College	NCAA	34	1	4	5	24	-1							
2008-09	Colorado College	NCAA	32	2	5	7	40	-4							
2009-10	Colorado College	NCAA	36	4	12	16	46	-6							
	Victoria Salmon Kings	ECHL	0	0	0	0	0		Playoffs	5	0	1	1	0	
2010-11	Houston Aeros	AHL	66	3	6	9	24	3							
2011-12	Minnesota Wild	NHL	3	0	0	0	2	-2							
	Houston Aeros	AHL	73	3	9	12	29	-1	Playoffs	4	0	0	0	2	-4
2012-13	Houston Aeros	AHL	52	1	6	7	20	-4							

CAREER TOTALS

LEAGUE	REGULAR SEASON							POSTSEASON						
	GP	G	A	TP	PPG	PIM	+/-	GP	G	A	TP	PPG	PIM	+/-
AHL:	191	7	21	28	0.15	73	-2	4	0	0	0	0.00	2	-4
ECHL:	0	0	0	0	-	0	0	5	0	1	1	0.20	0	
NCAA:	125	8	24	32	0.26	126	-10							
NHL:	3	0	0	0	0.00	2	-2							
SJHL:	102	14	38	52	0.51	103	0	11	2	9	11	1.00	15	0
SMHL:	41	9	21	30	0.73	38	-							
WHC-17:	6	1	1	2	0.33	4	-							

#8 BRENDEN KIGHTON, DEFENCE

Height: 6'0 | **Weight:** 192 | **Shoots:** Left
Born: Jun 18 1992 – Spruce Grove, AB
Drafted: by the Winnipeg Jets in the 7th round
(190th overall) of the 2013 NHL Entry Draft



2012-13 SEASON

Played in 71 games with Spokane (WHL), registering a team-high 63 assists and 85 points, to go along with 22 goals and a team-best +39 rating... Led all WHL defencemen in assists and points and won the Bill Hunter Trophy as the WHL's Top Defenceman... Was selected to the WHL (West) First All-Star Team... Put up seven points (2G, 5A) in nine playoff games... Notched a season-high four points (2G, 2A) on Oct. 5 vs. VIC... Recorded an 11-game point streak (6G, 11A) from Dec. 29 to Jan. 19... Finished the regular season riding a five-game point streak (1G, 9A).

CAREER HIGHLIGHTS

Was originally drafted by the New York Islanders in the 5th round (127th overall) of the 2011 NHL Entry Draft but failed to sign... Compiled 268 points (67G, 201A) and a +141 rating in 333 career games with Spokane (WHL)... Led the WHL in assists and points by a defenceman for three straight seasons from 2010-2013... Was selected to the WHL (West) First All-Star Team in 2011-12 and Second All-Star Team in 2010-11.

CAREER STATISTICS

Season	Team	League	GP	G	A	TP	PIM	+/-	Postseas.	GP	G	A	TP	PIM	+/-
2005-06	Spruce Grove PAC Saints Btm AAA	AMBHL	34	2	7	9	20								
2006-07	PAC Timberwolves Bantam AAA	AMBHL	33	11	25	36	26		Playoffs	3	6	8	14	27	
2007-08	St. Albert Raiders Midget AAA	AMHL	35	10	16	26	14		Playoffs	1	0	0	0	2	
2008-09	Spokane Chiefs	WHL	57	1	8	9	12	9	Playoffs	8	0	0	0	0	3
2009-10	Spokane Chiefs	WHL	70	4	15	19	21	14	Playoffs	7	0	0	0	4	2
2010-11	Spokane Chiefs	WHL	64	23	58	81	31	55	Playoffs	17	1	10	11	2	10
2011-12	Spokane Chiefs	WHL	71	17	57	74	49	24	Playoffs	1	0	1	1	0	0
2012-13	Spokane Chiefs	WHL	71	22	63	85	30	39	Playoffs	9	2	5	7	6	-3

CAREER TOTALS

REGULAR SEASON								POSTSEASON							
LEAGUE	GP	G	A	TP	PPG	PIM	+/-	GP	G	A	TP	PPG	PIM	+/-	
AMBHL:	67	13	32	45	0.67	46	0	3	6	8	14	4.67	27	0	
AMHL:	35	10	16	26	0.74	14	-	1	0	0	0	0.00	2		
WHL:	333	67	201	268	0.80	143	141	42	3	16	19	0.45	12	12	

#10 ANDREW GORDON, RIGHT WING

Height: 6-0 | Weight: 199 | Shoots: Right
Born: Dec 13 1985 - Halifax, NS
Drafted: by the Washington Capitals in the 7th round (197th overall) of the 2004 NHL Entry Draft



2012-13 SEASON

Spent the bulk of the season with Chicago (AHL), collecting 32 points (19G, 13A) in 54 games... His 19 goals were good for third on the club... Served as assistant captain with the Wolves... Led Chicago with two shorthanded goals and finished tied for second with six power play markers... Skated in six NHL games with Vancouver (NHL) but was held scoreless.

CAREER HIGHLIGHTS

Was a member of the Dartmouth Subways Midget 'AAA' team that won the silver medal at the 2002 Air Canada Cup, Canada's national midget championship... Drafted by the Washington Capitals in 7th round (197th overall) in 2004 from Notre Dame of the SJHL... Played for three years with the St. Cloud State Huskies in the Western Collegiate Hockey Association... In 2005-06, Gordon was the Huskies' leading scorer with 20 goals and 20 assists and was +19 with 22 PIM while playing in all 42 games.... Earned first-team All-WCHA honors and was named to the All-WCHA Academic Team in 2006-07.... Was a member of back-to-back Calder Cup Champion Hershey Bears teams in 2008-09 and 2009-10... Was named to the AHL Second All-Star team in 2009-10... Scored his first NHL goal for the Capitals against Martin Brodeur of the New Jersey Devils on Dec. 21, 2010... On July 2, 2011, signed with the Ducks to a two-year deal... Traded to the Vancouver Canucks for defenceman Sebastian Erixon on Feb 27, 2012.

CAREER STATISTICS

Season	Team	League	GP	G	A	TP	PIM	+/-	Postseas.	GP	G	A	TP	PIM	+/-
2001-02	Dartmouth Subways	NSMHL	-	-	-	-	-								
2002-03	Notre Dame Hounds	SJHL	58	20	27	47	12								
2003-04	Notre Dame Hounds	SJHL	55	20	44	64	12								
2004-05	St. Cloud State Univ.	NCAA	38	9	8	17	6	-6							
2005-06	St. Cloud State Univ.	NCAA	42	20	20	40	22	20							
2006-07	St. Cloud State Univ.	NCAA	40	22	23	45	16	17							
2007-08	Hershey Bears	AHL	58	16	35	51	39	22	Playoffs	5	3	2	5	2	0
	South Carolina Stingrays	ECHL	11	8	6	14	6	1	Playoffs	9	5	3	8	8	4
2008-09	Washington Capitals	NHL	1	0	0	0	0	0							
	Hershey Bears	AHL	79	21	24	45	47	16	Playoffs	22	6	4	10	6	0
2009-10	Washington Capitals	NHL	2	0	0	0	0	-2							
	Hershey Bears	AHL	79	37	34	71	57	22	Playoffs	17	13	7	20	2	2
2010-11	Washington Capitals	NHL	9	1	1	2	0	-2							
	Hershey Bears	AHL	50	28	29	57	24	20	Playoffs	2	0	1	1	6	-2
2011-12	Anaheim Ducks	NHL	37	2	3	5	6	-10							
	Syracuse Crunch	AHL	19	3	5	8	10	-1							
	Chicago Wolves	AHL	10	2	1	3	10	-1							
2012-13	Vancouver Canucks	NHL	6	0	0	0	0	-1							
	Chicago Wolves	AHL	54	19	13	32	49	-1							

CAREER TOTALS

LEAGUE	REGULAR SEASON							POSTSEASON						
	GP	G	A	TP	PPG	PIM	+/-	GP	G	A	TP	PPG	PIM	+/-
AHL:	349	126	141	267	0.77	236	77	46	22	14	36	0.78	16	0
ECHL:	11	8	6	14	1.27	6	1	9	5	3	8	0.89	8	4
NCAA:	120	51	51	102	0.85	44	31							
NHL:	55	3	4	7	0.13	6	-15							
NSMHL:	-	-	-	-	-	-	0							
SJHL:	113	40	71	111	0.98	24	-							

#14 ERIC O'DELL, CENTRE

Height: 6-0 | Weight: 198 | Shoots: Right
Born: Jun 21 1990 - Ottawa, ON
Drafted: by the Anaheim Ducks in the 2nd round (39th overall) of the 2008 NHL Entry Draft
Acquired: by the Atlanta Thrashers on March 4, 2009 for Erik Christensen



2012-13 SEASON

Scored twice in his third game of the season vs. POR on Oct. 23... Scored the game-winner on Oct. 27 vs. NOR... Recorded a four-game point streak (1G, 4A) from Nov. 10 to Nov. 20... Recorded a point in four straight games (4G, 2A) from Jan. 5 to Jan. 18... Recorded eight points (4G, 4A) in 10 January games... Scored seven goals in 12 games in February including three game-winners... Potted two goals on Feb. 1 vs. BNG... Netted his second career hat trick on Feb. 20 at CT... Tied a franchise record with four points (2G, 2A) on Mar. 1 vs. MCH... Recorded a seven-game point streak from Mar. 9 to Mar. 27 and a franchise-best six-game goal streak from Mar. 15 to Mar. 27, scoring seven times... Won CCM/AHL Player of the Week for the period ending Mar. 17 after recording five points (3G, 2A) in two games... Finished the month of March with 18 points (9G, 9A) in 11 games including six multi-point games... Began April with points in four-straight games (3G, 3A)... Scored twice on Apr. 6 vs. TOR... Recorded nine points (4G, 5A) in nine April games... Finished the season as the IceCaps leader in goals (29) and points (55), setting franchise records with both marks. His 29 goals were good for eighth in the AHL while his 55 points were the 20th best total in the league... Notched a team-high 16 multi-point games.

CAREER HIGHLIGHTS

Notched 207 points (100 goals, 107 assists) in 198 games with the Sudbury Wolves from 2007-2011... Won gold for Team Canada in 2007-08 at the Under-18 World Junior Championships... Named to the OHL All-Star Game in 2009-10... Led Sudbury in goal scoring in 2008-09 with 33 and led the team in goals (33) and points (68) in 2009-10... Selected in the second round (39th overall) by the Anaheim Ducks in the 2008 NHL Entry Draft... Acquired by the Atlanta Thrashers on March 4, 2009 for Erik Christensen... Made his professional debut as a member of the Chicago Wolves in 2009-10... 2011-12: Played his first game as an IceCap on Oct. 22 vs. BRI (4-3W)... Recorded his first professional goal and first point on Nov. 4/11 at CT (6-3W)... Had three-game point streaks from Dec. 2/11 to Dec. 6/11 and Feb. 11/12 to Feb. 17/12... Notched his first career hat trick on Apr. 7/12 vs. SPR (6-3L)... Scored six goals in four games from Apr. 7/12 to Apr. 14/12... Tied for second on the team with three game-winning goals... Finished his rookie season with 12 goals and 10 assists for 22 points in 39 games.

CAREER STATISTICS

Season	Team	League	GP	G	A	TP	PIM	+/-	Postseas.	GP	G	A	TP	PIM	+/-
2005-06	Ottawa Sting Minor Midget AA	Midget	32	24	12	36	18								
2006-07	Ottawa West Golden Knights	EOJHL	40	28	20	48	45								
	Ottawa Jr. Senators	CJHL	2	1	0	1	0								
2007-08	Cumberland Grads	CJHL	34	23	33	56	12								
	Sudbury Wolves	OHL	26	14	18	32	19	10							
	Canada U18	WJC-18	7	1	3	4	8	2							
2008-09	Sudbury Wolves	OHL	65	33	30	63	55	-11	Playoffs	6	0	4	4	4	-3
2009-10	Sudbury Wolves	OHL	68	33	35	68	63	-16	Playoffs	4	0	2	2	2	-3
	Chicago Wolves	AHL	3	0	0	0	0	-1							
2010-11	Sudbury Wolves	OHL	39	20	24	44	34	-13	Playoffs	8	7	5	12	15	2
2011-12	St. John's IceCaps	AHL	39	12	10	22	27	6	Playoffs	3	0	0	0	2	0
2012-13	St. John's IceCaps	AHL	59	29	26	55	26	9							

CAREER TOTALS

REGULAR SEASON								POSTSEASON							
LEAGUE	GP	G	A	TP	PPG	PIM	+/-	GP	G	A	TP	PPG	PIM	+/-	
AHL:	101	41	36	77	0.78	53	14	3	0	0	0	0.00	2	0	
CJHL:	36	24	33	57	1.58	12	-								
EOJHL:	40	28	20	48	1.20	45	0								
Midget:	32	24	12	36	1.13	18	0								
OHL:	198	100	107	207	1.05	171	-30	18	7	11	18	1.00	21	-4	
WJC-18:	7	1	3	4	0.57	8	2								

#15 JASON JAFFRAY, LEFT WING



Height: 6-1 | **Weight:** 189 | **Shoots:** Left
Born: Jun 30 1981 - Rimbey, AB
Drafted: Undrafted
Acquired: Signed with the Winnipeg Jets on July 18, 2011

2012-13 SEASON

Played his first game on Oct. 24 after coming off successful neck surgery and rehab in the offseason... Notched a goal and an assist on Oct. 27 vs. NOR... Picked up two assists on Nov. 17 vs. ALB and a goal and an assist on Nov. 24 vs. PRO... Recorded his first of four three-point games on Dec. 1 (IG, 2A)... Scored two goals on Dec. 28 vs. HAM... Recorded a four-game point streak (IG, 4A) from Jan. 13 to Jan. 21... Scored both a power play and shorthanded goal on Feb. 5 vs. WOR... Notched four goals and six points during a three game goal streak from Feb. 10 to Feb. 16... Notched three points (IG, 2A) on Mar. 27 at ALB... Had a three-game point streak (IG, 4A) from Mar. 24 to Mar. 30... Recorded three assists on Apr. 14 vs. WBS... Was named the IceCaps' recipient for the 2012-13 IOA/American Specialty Man of the Year for his outstanding contributions to the community... Won the IceCaps' team awards for Community Man of the Year and Fans Choice... Led St. John's in assists (33) and finished second in power play goals (5) and shots on goal (150).

CAREER HIGHLIGHTS

Appeared in the Memorial Cup finals with the Kootenay Ice in 1999-2000 after winning the WHL Championship, tallying 19 points in 21 games... Signed with the Roanoke Express of the ECHL and earned the John A. Daley Trophy as Rookie of the Year in 2003, leading his club with 85 points in 64 games... Was also selected to the ECHL All-Rookie Team and ECHL First All-Star Team in 2003 and the ECHL Second All-Star Team in 2004... Led the Wheeling Nailers with 37 goals and 74 points in 54 games in 2003-04... Signed with the Manitoba Moose on February 26, 2005... Led the Moose in scoring during the 2006-2007 season with 35 goals and 81 points in 77 games... Was selected to the AHL All-Star Game and as an AHL Second Team All-Star in 2006-07... Made his NHL debut on December 12, 2007 against the Anaheim Ducks, scoring the game winning goal against J.S. Giguere... Scored a hat trick, including the game winner, in Game 2 of the 2009 Calder Cup Finals... Holds the Moose franchise records for game-winning goals (19) and power-play goals (39)... Signed with the Winnipeg Jets on July 18, 2011 and re-signed with the club on Aug. 22, 2012... 2011-12: Named the first captain in team history on Oct. 6/11... Played his first game as an IceCap on Oct. 7/11 at PRO (4-1W) and scored a shorthanded goal... Scored two goals and added an assist on Oct. 29 at SPR (4-3OTL)... Notched the second hat trick in club history on Nov. 12/11 (8-4W)... Recalled by Winnipeg on Nov. 13/11 and recorded one assist in 13 games... Scored the first overtime winner in team history on Jan. 20/11 at CT (2-1W)... Scored a team-high three shorthanded goals... Finished the season with 38 points (17 goals, 21 assists) in just 47 games... Suffered a season-ending neck injury on Mar. 28/12 at NOR (2-0L).

CAREER STATISTICS

Season	Team	League	GP	G	A	TP	PIM	+/-	Postseas.	GP	G	A	TP	PIM	+/-
1997-98	Edmonton Ice	WHL	6	0	1	1	0								
1998-99	Kootenay Ice	WHL	57	14	12	26	50		Playoffs	7	1	2	3	6	
1999-00	Kootenay Ice	WHL	71	24	28	52	104	0	Playoffs	21	10	9	19	17	2
2000-01	Kootenay Ice	WHL	70	31	42	73	108	16	Playoffs	11	5	7	12	10	5
2001-02	Kootenay Ice	WHL	32	15	19	34	38	6							
	Swift Current Broncos	WHL	41	23	26	49	44		Playoffs	12	4	5	9	25	
2002-03	Roanoke Express	ECHL	64	34	51	85	89								
	Norfolk Admirals	AHL	2	0	0	0	0	0							
2003-04	Wheeling Nailers	ECHL	54	37	37	74	81	20							
	Wilkes-Barre Scranton Penguins	AHL	5	0	1	1	0								
2004-05	Wheeling Nailers	ECHL	23	6	6	12	22								
	Cleveland Barons	AHL	30	10	6	16	23								
	Manitoba Moose	AHL	14	4	4	8	6								
2005-06	Manitoba Moose	AHL	73	12	35	47	58	4							
2006-07	Manitoba Moose	AHL	77	35	46	81	75	12	Playoffs	13	6	7	13	6	2
2007-08	Manitoba Moose	AHL	43	21	27	48	51	21	Playoffs	3	1	4	5	0	0
	Vancouver Canucks	NHL	19	2	4	6	19	4							
2008-09	Manitoba Moose	AHL	56	23	26	49	52	17	Playoffs	22	9	10	19	12	7
	Vancouver Canucks	NHL	14	2	2	4	14	-2							
2009-10	Calgary Flames	NHL	3	0	0	0	0	-1							
	Abbotsford Heat	AHL	72	25	29	54	70	24	Playoffs	9	2	1	3	8	2
2010-11	Manitoba Moose	AHL	6	1	1	2	2	-1	Playoffs	14	3	6	9	6	1

REGULAR SEASON									POSTSEASON						
LEAGUE	GP	G	A	TP	PPG	PIM	+/-		GP	G	A	TP	PPG	PIM	+/-
AHL:	426	148	203	351	0.82	369	71		61	21	28	49	0.80	32	12
AMHL:	31	14	17	31	1.00	48	0								
ECHL:	141	77	94	171	1.21	192	20								
M-Cup:	3	1	1	2	0.67	4	0								
NHL:	49	4	7	11	0.22	40	0								
WHL:	277	107	128	235	0.85	344	22		51	20	23	43	0.84	58	7

#16 JOHN ALBERT, CENTRE

Height: 5-11 | Weight: 182 | Shoots: Left
Born: Jan 19 1989 - Concord, OH
Drafted: by the Atlanta Thrashers in the 6th round (175th overall) of the 2007 NHL Entry Draft



2012-13 SEASON

Scored his first goal on Oct. 20 vs. ADK... Notched a goal and an assist on Nov. 3 at WOR... Played in just 25 games due to multiple injuries.

CAREER HIGHLIGHTS

Won silver for the United States at the 2005-06 Under-17 and 2006-07 Under-18 World Junior Championships.... Played four seasons with Ohio State university, totalling 124 points (33 goals, 91 assists) in 159 games.... Led the team in assists in three of four years at Ohio State and tied for the team lead in points in 2010-11 with 34.... Selected to the Academic All-Big Ten in 2009.... Tied for sixth all-time in games played at Ohio State.... Was named team captain for Ohio State in 2010-11... 2011-12: Played his first game as an IceCap on Oct. 7/11 at PRO (4-1W).... Recorded his first professional point on Oct. 15/11 vs. HAM (6-2W) and finished with three assists.... Scored his first professional goal on Oct. 25/11 vs. POR (5-1W).... Recorded three assists and was a plus-5 on Mar. 9/12 vs. HER (6-1W).... Registered a six-game point streak from Mar. 31/12 to Apr. 13/12 (two goals, six assists).... Finished third on the club in plus/minus rating (plus-10).... Won the Mary Brown's Hardest Working Player award at the end of the season.... Added five points in 15 playoff games.

CAREER STATISTICS

Season	Team	League	GP	G	A	TP	PIM	+/-	Postseas.	GP	G	A	TP	PIM	+/-
2004-05	Cleveland Barons	NAHL	3	0	0	0	0								
2005-06	U.S. National U17 Team	USDP	19	8	15	23	21								
	U.S. National U18 Team	NAHL	36	8	15	23	23								
2006-07	USA U17	WHC-17	6	1	4	5	2								
	U.S. National U18 Team	USDP	32	6	14	20	8								
	U.S. National U18 Team	NAHL	15	4	9	13	4								
2007-08	USA U18	WJC-18	7	1	2	3	2	0							
	Ohio State Univ.	NCAA	41	4	17	21	10	-3							
2008-09	Ohio State Univ.	NCAA	42	11	28	39	20	12							
2009-10	Ohio State Univ.	NCAA	39	6	24	30	20	-1							
2010-11	Ohio State Univ.	NCAA	37	12	22	34	18	4							
2011-12	St. John's IceCaps	AHL	64	9	18	27	28	10	Playoffs	15	3	2	5	8	1
2012-13	St. John's IceCaps	AHL	24	3	2	5	10	0							

CAREER TOTALS

LEAGUE	REGULAR SEASON							POSTSEASON						
	GP	G	A	TP	PPG	PIM	+/-	GP	G	A	TP	PPG	PIM	+/-
AHL:	88	12	20	32	0.36	38	10	15	3	2	5	0.33	8	1
NAHL:	54	12	24	36	0.67	27	0							
NCAA:	159	33	91	124	0.78	68	12							
USDP:	51	14	29	43	0.84	29	0							
WHC-17:	6	1	4	5	0.83	2	-							
WJC-18:	7	1	2	3	0.43	2	0							

#17 JEROME SAMSON RIGHT WING

Height: 6-0 | Weight: 195 | Shoots: Right
Born: Sep 4 1987 - Greenfield Park, QC
Drafted: Undrafted



2012-13 SEASON

Played in 37 games with the Charlotte Checkers recording 27 points (7G, 18A) and 27 penalty minutes... Scored his first goal of the season and had 5 shots in the Checkers opener vs. Houston on Oct. 13.

CAREER HIGHLIGHTS

Helped Moncton capture the QMJHL title in 2005-06, notching six goals and 12 assists (18 points) in 21 playoff games....Signed by Carolina (NHL) as a free agent to a three-year contract in July, 2007.... Led Albany River Rats (AHL) in scoring in 2008- 09 and 2009-10.... Made NHL debut with the Hurricanes and assisted on a Rod Brind'Amour goal on his first shift against the Nashville Predators on January 7, 2010.... Was an AHL first-team All-Star in 2010 after notching 37 goals and 78 points in 74 games... Named to the Western Conference roster for the 2012 AHL All-Star Classic, marking the third consecutive year he was selected for the event. (Did not play in 2010 game because of an NHL recall)....Scored first NHL goal on January 10, 2012 against Sergei Bobrovsky of the Philadelphia Flyers... Skated in a total of 46 games with Carolina from 2009-2012... Has scored 20 or more goals five times in his AHL career.

CAREER STATISTICS

Season	Team	League	GP	G	A	TP	PIM	+/-	Postseas.	GP	G	A	TP	PIM	+/-
2003-04	Collège Antoine-Girouard Gaulois	QMAAA	40	20	35	55	-								
2004-05	Moncton Wildcats	QMJHL	63	6	11	17	22	-4	Playoffs	12	1	4	5	8	-2
2005-06	Moncton Wildcats	QMJHL	62	20	32	52	46	17	Playoffs	21	6	12	18	15	
2006-07	Moncton Wildcats	QMJHL	38	19	33	52	20	-1							
	Val-d'Or Foreurs	QMJHL	33	25	22	47	16	4	Playoffs	20	14	12	26	10	
2007-08	Albany River Rats	AHL	65	21	18	39	38	-11	Playoffs	7	1	1	2	2	-2
2008-09	Albany River Rats	AHL	70	22	32	54	56	-18							
2009-10	Carolina Hurricanes	NHL	7	0	2	2	10	-1							
	Albany River Rats	AHL	74	37	41	78	66	8	Playoffs	6	6	3	9	8	1
2010-11	Carolina Hurricanes	NHL	23	0	2	2	0	0							
	Charlotte Checkers	AHL	53	26	28	54	44	7							
2011-12	Carolina Hurricanes	NHL	16	2	3	5	8	-3							
	Charlotte Checkers	AHL	57	20	17	37	26	-9							
2012-13	Charlotte Checkers	AHL	37	7	11	18	27	7							
Tournament Stats															
2005-06	Moncton Wildcats	M-Cup	5	1	2	3	14								

CAREER TOTALS

REGULAR SEASON								POSTSEASON						
LEAGUE	GP	G	A	TP	PPG	PIM	+/-	GP	G	A	TP	PPG	PIM	+/-
AHL:	356	133	147	280	0.79	257	-16	13	7	4	11	0.85	10	-1
M-Cup:	5	1	2	3	0.60	14	0							
NHL:	46	2	7	9	0.20	18	-4							
QMAAA:	40	20	35	55	1.38	-	0							
QMJHL:	196	70	98	168	0.86	104	16	53	21	28	49	0.92	33	-2

#18 BEN CHIAROT, DEFENCE



Height: 6-3 | Weight: 209 | Shoots: Left
Born: May 9 1991 - Hamilton, ON
Drafted: by the Atlanta Thrashers in the 4th round (120th overall) of the 2009 NHL Entry Draft

2012-13 SEASON

Notched a personal-high 17 penalty minutes on Nov. 2 at POR... Recorded his first point (an assist) on Dec. 15 at SPR... Scored his only goal of the season on Dec. 29 at SYR... Picked up an assist in three straight games from Jan. 4 to Jan. 12... Recorded an assist in back-to-back games from Apr. 5 to Apr. 6... Finished third on the team in penalty minutes (81) while playing in 61 games.

CAREER HIGHLIGHTS

Played four seasons in the OHL with the Guelph Storm, Sudbury Wolves and Saginaw Spirit...Compiled 70 points (20 goals, 50 assists) and 405 penalty minutes in 229 games....Finished second on his team in penalty minutes in 2008-09 with 111 and third in 2009-10 with 106 before being traded to Sudbury....Served as assistant captain with Sudbury in 2010-11 before being dealt to Saginaw....Appeared in 20 OHL playoff games, registering nine points (two goals, seven assists) and 35 penalty minutes... 2011-12: Spent the majority of the season with the Colorado Eagles (ECHL), recording 13 points (six goals, seven assists) in 24 games....Became the first Eagles defenceman or rookie to score on a penalty shot on Feb. 11/12 vs. Stockton....Played his first game as an IceCap on Oct. 14/12 vs. HAM (4-OL)...Registered his first professional point (an assist) on Nov. 4/11 at CT (6-3W)...Scored his first goal on Nov. 6/11 at BRI (4-3W).

CAREER STATISTICS

Season	Team	League	GP	G	A	TP	PIM	+/-	Postseas.	GP	G	A	TP	PIM	+/-
2006-07	Mississauga IceDogs MI Midget AAA	Midget	75	22	42	64	202								
2007-08	Guelph Storm	OHL	31	0	0	0	14	-3							
2008-09	Guelph Storm	OHL	67	2	10	12	111	11	Playoffs	4	0	3	3	8	-4
2009-10	Guelph Storm	OHL	41	4	9	13	106	6							
	Sudbury Wolves	OHL	26	4	4	8	61	-13	Playoffs	4	1	0	1	6	-6
	Chicago Wolves	AHL	1	0	0	0	4	-1							
2010-11	Sudbury Wolves	OHL	25	5	8	13	62	-5							
	Saginaw Spirit	OHL	39	5	19	24	51	11	Playoffs	12	1	4	5	21	0
2011-12	St. John's IceCaps	AHL	18	1	1	2	19	-6							
	Colorado Eagles	ECHL	24	6	7	13	13	-1							
2012-13	St. John's IceCaps	AHL	61	1	11	12	81	-5							

CAREER TOTALS

LEAGUE	REGULAR SEASON							POSTSEASON						
	GP	G	A	TP	PPG	PIM	+/-	GP	G	A	TP	PPG	PIM	+/-
AHL:	80	2	12	14	0.18	104	-12							
ECHL:	24	6	7	13	0.54	13	-1							
Midget:	75	22	42	64	0.85	202	0							
OHL:	229	20	50	70	0.31	405	7	20	2	7	9	0.45	35	-10

#19 KYLE MACKINNON, CENTRE

Height: 6'3 | Weight: 215 | Shoots: Right
Born: Mar 11 1992 - Westmount, PQ
Drafted: by the Atlanta Thrashers in the 5th round (150th overall) of the 2010 NHL Entry Draft



2012-13 SEASON

Signed by Providence to an AHL contract on July 10, 2012...Finished tied for fourth in goals on the P-Bruins with 13 and was eighth in overall scoring with 28 points...Played in all 12 of the team's playoffs games, registering a goal and two assists.

CAREER HIGHLIGHTS

In 2010-11, played in all 34 of the Providence Friar's games... Tallied 14 goals, a team and career high and his 23 points were good enough for second on the team... Shared the Lou Lamoriello Award as the Friar's MVP... Finished his college career with 71 points (37g, 36a) in 137 games... Made his professional debut on April 1, 2011 against Connecticut... Recorded professional point (assist) on April 2 at Worcester and first professional goal on April 9 at Springfield...Played in all 34 games during his junior season at Providence in 2009-10... Finished first on the team in points (25), tied for first in goals (12) and second in assists (13)... Named to the Hockey East All-Academic Team... Earned the team's academic award, the Gates Orlando award for most points and shared the Rob Gaudreau award for most goals...In 2008-09, was named to the Hockey East All-Academic Team... Earned the team's Thomas Eccleston, Jr. Unsung Hero Award.

CAREER STATISTICS

Season	Team	League	GP	G	A	TP	PIM	+/-	Postseas.	GP	G	A	TP	PIM	+/-
2005-06	Chilliwack Chiefs	BCHL	58	19	26	45	63		Playoffs	9	0	5	5	12	
2006-07	Langley Chiefs	BCHL	60	33	59	92	63		Playoffs	7	2	5	7	4	
2007-08	Providence College	NCAA	36	5	5	10	8	-6							
2008-09	Providence College	NCAA	33	6	7	13	8	-5							
2009-10	Providence College	NCAA	34	12	12	24	39	-9							
2010-11	Providence College	NCAA	34	14	9	23	24	-14							
	Providence Bruins	AHL	5	1	2	3	2	2							
2011-12	Providence Bruins	AHL	67	14	7	21	21	1							
	Reading Royals	ECHL	2	0	0	0	2	-3							
2012-13	Providence Bruins	AHL	70	13	15	28	10	2	Playoffs	12	1	2	3	6	-3

CAREER TOTALS

REGULAR SEASON								POSTSEASON						
LEAGUE	GP	G	A	TP	PPG	PIM	+/-	GP	G	A	TP	PPG	PIM	+/-
AHL:	142	28	24	52	0.37	33	5	12	1	2	3	0.25	6	-3
BCHL:	118	52	85	137	1.16	126	0	16	2	10	12	0.75	16	0
ECHL:	2	0	0	0	0.00	2	-3							
NCAA:	137	37	33	70	0.51	79	-34							

#21 KAE MOUILLIERAT, LEFT WING

Height: 5-11 | **Weight:** 205 | **Shoots:** Left
Born: Dec 9 1987 - Edmonton, AB
Drafted: Undrafted
Acquired: Signed a PTO with St. John's on Dec. 6, 2012



2012-13 SEASON

Scored in his IceCaps debut on Dec. 7 vs. SPR... Recorded a point in five straight games (1G, 5A) from Dec. 15 to Dec. 22... Notched a three-game point streak (2G, 4A) from Jan. 25 to Feb. 1... Notched an IceCaps record four assists on Feb. 20 at CT and picked up three points (1G, 2A) the next game on Feb. 24 at TOR... Recorded three points (1G, 2A) on Mar. 1 vs. MCH... Recorded two-assist games on Mar. 16 vs. HAM and Mar. 23 at POR... Notched a point in five consecutive games (2G, 5A) from Mar. 30 to Apr. 10... Recorded 10 multi-point games and an IceCaps season-best five-game assist streak... Finished second on the club in assists (31), third in points (42), tied for second in power play goals (5), first in power play assists (13), and second in power play points (18) in just 50 games.

CAREER HIGHLIGHTS

Named to the ECHL's All-Rookie team in 2011 ... 2011 ECHL All Star ... Scored a goal in his professional debut on 3/19 at Ontario... Voted team's Rookie of the Year by his teammates for the 2010-2011 season ... Finished four-year collegiate career at Minnesota State University-Mankato (NCAA)... Was selected to the NCAA (WCHA) All-Academic Team in 2009-10... 2011-12: Notched 23 points (11G, 12A) and a +16 rating in 44 games during his rookie season with Bridgeport (AHL) while also tallying 27 points (14G, 13A) in 27 games with Idaho (ECHL).

CAREER STATISTICS

Season	Team	League	GP	G	A	TP	PIM	+/-	Postseas.	GP	G	A	TP	PIM	+/-
2004-05	Drayton Valley Thunder	AJHL	62	30	28	58	105								
2005-06	Drayton Valley Thunder	AJHL	51	31	40	71	190								
2006-07	Minnesota State Univ. (Mankato)	NCAA	37	8	7	15	52	4							
2007-08	Minnesota State Univ. (Mankato)	NCAA	39	11	11	22	30	5							
2008-09	Minnesota State Univ. (Mankato)	NCAA	30	17	13	30	48	3							
2009-10	Minnesota State Univ. (Mankato)	NCAA	38	13	12	25	64	1							
	Idaho Steelheads	ECHL	9	2	0	2	8	0							
2010-11	Idaho Steelheads	ECHL	62	25	38	63	108	10	Playoffs	8	0	3	3	12	-1
	Texas Stars	AHL	6	0	2	2	2	-1							
2011-12	Idaho Steelheads	ECHL	27	14	13	27	42	-10							
	Bridgeport Sound Tigers	AHL	44	8	15	23	47	16	Playoffs	2	0	0	0	2	0
2012-13	Idaho Steelheads	ECHL	16	11	12	23	25	6							
	St. John's IceCaps	AHL	50	11	31	42	32	-3							

CAREER TOTALS

LEAGUE	REGULAR SEASON							POSTSEASON						
	GP	G	A	TP	PPG	PIM	+/-	GP	G	A	TP	PPG	PIM	+/-
AHL:	100	19	48	67	0.67	81	11	2	0	0	0	0.00	2	0
AJHL:	113	61	68	129	1.14	295	-							
ECHL:	114	52	63	115	1.01	183	6	8	0	3	3	0.38	12	-1
NCAA:	144	49	43	92	0.64	194	13							

#24 ZACH REDMOND, DEFENCE

Height: 6-2 | Weight: 200 | Shoots: Right
Born: Jul 26 1988 - Traverse City, MI
Drafted: by the Atlanta Thrashers in the 7th round (184th overall) of the 2008 NHL Entry Draft



2012-13 SEASON

Scored his first goal on Oct. 14 at CT... Recorded a three-game point streak from Oct. 14 to Oct. 20 (2G, 1A)... Had a goal and an assist on Oct. 27 vs. NOR... Recorded 20 penalty minutes on Nov. 7 at MCH... Notched a goal and an assist on Nov. 24 vs. PRO... Recorded a three-game point streak from Dec. 7 to Dec. 11 (1G, 3A)... Assisted on two goals on Dec. 8 vs. SPR... Was recalled by Winnipeg on Jan. 13 and played in eight games (1G, 3A) before suffering a serious leg injury... Returned to St. John's for a conditioning assignment on Apr. 17 and recorded an assist in each of his two games played before being recalled by Winnipeg on Apr. 22... Led all IceCaps defencemen in goals (8) despite playing just 38 games.

CAREER HIGHLIGHTS

Drafted by the Atlanta Thrashers in the seventh round (184th overall) of the 2008 NHL Entry Draft....Played four seasons with Ferris State University from 2007-2011, recording 90 points (22 goals, 68 assists) in 141 games....Was named to the NCAA (CCHA) First All-Star Team in 2010-11 and Second All-Star Team in 2009-10....Served as assistant captain in 2008-09 and captain in 2010-11....Led his club in assists for three consecutive seasons from 2008-2011 and finished second in points twice....Won the USHL Clark Cup in 2006-07 with the Sioux Falls Stampede and received the Curt Hammer Award as USHL Gentleman of the Year....Made his pro debut with the Chicago Wolves in 2010-11 and played in three games... 2011-12: Played his first game as an IceCap on Oct. 7/11 at PRO (4-1W)...Earned his first point (assist) on Oct. 8/11 at MCH (1-0W)...Scored his first professional goal on Nov. 12/11 vs. CT (8-4W)...Notched the game-winning goal on Dec. 6/11 vs. SYR (4-3W)...Recorded his first multi-goal and multi-point game on Dec. 9/11 vs. WOR (4-3L)...Tied for second on the team in games played (72)...Earned a selection to the AHL All-Star Classic as a member of the Eastern Conference All-Stars....Played in 10 postseason contests, scoring his first goal on May 17/12 at NOR (6-1L).

CAREER STATISTICS

Season	Team	League	GP	G	A	TP	PIM	+/-	Postseas.	GP	G	A	TP	PIM	+/-
2004-05	Compuware U18	Midget	20	1	13	14	12								
2005-06	Sioux Falls Stampede	USHL	48	4	7	11	57	-1	Playoffs	11	1	2	3	4	2
2006-07	Sioux Falls Stampede	USHL	60	8	31	39	37	2	Playoffs	8	3	7	10	8	5
2007-08	Ferris State Univ.	NCAA	37	6	13	19	37	15							
2008-09	Ferris State Univ.	NCAA	38	3	21	24	50	1							
2009-10	Ferris State Univ.	NCAA	40	6	21	27	46	5							
2010-11	Ferris State Univ.	NCAA	26	7	13	20	20	3							
	Chicago Wolves	AHL	3	0	0	4	0	0							
2011-12	St. John's IceCaps	AHL	72	8	23	31	33	9	Playoffs	10	1	2	3	10	0
2012-13	St. John's IceCaps	AHL	38	8	11	19	34	-3							
	Winnipeg Jets	NHL	8	1	3	4	12	0							

CAREER TOTALS

LEAGUE	REGULAR SEASON							POSTSEASON						
	GP	G	A	TP	PPG	PIM	+/-	GP	G	A	TP	PPG	PIM	+/-
AHL:	113	16	34	50	0.44	71	6	10	1	2	3	0.30	10	0
Midget:	20	1	13	14	0.70	12	0							
NCAA:	141	22	68	90	0.64	153	24							
NHL:	8	1	3	4	0.50	12	0							
USHL:	108	12	38	50	0.46	94	1	19	4	9	13	0.68	12	7

#25 BLAIR RILEY, RIGHT WING

Height: 6'0 | Weight: 210 | Shoots: Right
Born: Nov 1 1985 – Chase, BC
Drafted: Undrafted



2012-13 SEASON

Suited up in 74 games for Bridgeport (AHL), good for third on the team... Served as assistant captain... Finished third on the club with 165 penalty minutes... Scored a goal in three consecutive games from Jan. 11 to Jan. 13... Recorded a season-high 19 penalty minutes on Feb. 22 at SPR.

CAREER HIGHLIGHTS

Played four seasons at Ferris State (NCAA), serving as assistant captain in 2008-09... Finished his collegiate career with 87 points (42G, 45A) and 262 penalty minutes in 147 games... Made his pro debut with Springfield (AHL) in 2009-10, playing in three games... Notched 40 points (20G, 20A) and 114 penalty minutes in 59 games with Las Vegas (ECHL) in 2011-12, and added five points (4G, 1A) in five playoff games... Recorded 16 points (7G, 9A) in 15 games with Chicago (ECHL) before being recalled by Bridgeport (AHL) and finishing out the season with 11 points (7G, 4A) and 77 penalty minutes in 55 games.

CAREER STATISTICS

Season	Team	League	GP	G	A	TP	PIM	+/-	Postseas.	GP	G	A	TP	PIM	+/-
2002-03	Merritt Centennials	BCHL	19	9	4	13	17								
2003-04	Merritt Centennials	BCHL	60	22	42	64	214								
2004-05	Merritt Centennials	BCHL	41	31	20	51	58								
	Nanaimo Clippers	BCHL	20	10	6	16	33								
2005-06	Nanaimo Clippers	BCHL	59	41	38	79	79								
2006-07	Ferris State Univ.	NCAA	34	3	6	9	44	-2							
2007-08	Ferris State Univ.	NCAA	36	14	10	24	90	4							
2008-09	Ferris State Univ.	NCAA	37	7	9	16	70	-9							
2009-10	Ferris State Univ.	NCAA	40	18	20	38	58	12							
	Springfield Falcons	AHL	3	0	0	0	2	-1							
2010-11	Las Vegas Wranglers	ECHL	59	20	20	40	114	4	Playoffs	5	4	1	5	0	2
	San Antonio Rampage	AHL	4	1	0	1	0	1							
	Peoria Rivermen	AHL	8	0	2	2	7	-1							
2011-12	Chicago Express	ECHL	15	7	9	16	8	2							
	Bridgeport Sound Tigers	AHL	55	7	4	11	77	-3	Playoffs	3	0	0	0	2	-2
2012-13	Bridgeport Sound Tigers	AHL	74	7	8	15	165	-9							

CAREER TOTALS

LEAGUE	REGULAR SEASON							POSTSEASON						
	GP	G	A	TP	PPG	PIM	+/-	GP	G	A	TP	PPG	PIM	+/-
AHL:	144	15	14	29	0.20	251	-13	3	0	0	0	0.00	2	-2
BCHL:	199	113	110	223	1.12	401	0	5	1	2	3	0.60	7	0
ECHL:	74	27	29	56	0.76	122	6	5	4	1	5	1.00	0	2
NCAA:	147	42	45	87	0.59	262	5							

#27 WILL O'NEILL, DEFENCE

Height: 6-1 | Weight: 205 | Shoots: Left
Born: Apr 28 1988 – Salem, MA
Drafted: by the Atlanta Thrashers in the 7th round (210th overall) of the 2006 NHL Entry Draft



2012-13 SEASON

Recorded three assists in two games from Oct. 20 to Oct. 23... Notched a two-game assist streak from Nov. 16 to Nov. 17... Scored his first goal of the season on Dec. 29 at SYR... Picked up two assists on Feb. 10 vs. CT and recorded a three-game assist streak from Feb. 10 to Feb. 16... Notched six assists in six games from Feb. 10 to Feb. 24... Potted a goal and an assist on Mar. 30 at WOR... Scored in the IceCaps' home finale on Apr. 14 vs. WBS... Finished second in scoring amongst IceCap defencemen with 21 points (3G, 18A) and third in games played (59) in his first full pro season.

CAREER HIGHLIGHTS

Completed his NCAA career with 101 points (19 goals, 82 assists) in 141 games... Was named to the NCAA (Hockey East) All-Academic Team in 2009-10... Won the USHL Clark Cup in 2007-08 as a member of the Omaha Lancers... 2011-12: Made his IceCaps debut on Mar. 28/12 at NOR (2-OL)... Scored his first professional goal and recorded his first multi-point game on Apr. 3/12 vs. POR (5-2W)... Was named captain of the University of Maine hockey team prior to the season... Finished second on the club with 30 assists in 40 games... Was named an NCAA (New England) Division I All-Star.

CAREER STATISTICS


Season	Team	League	GP	G	A	TP	PIM	+/-	Postseas.	GP	G	A	TP	PIM	+/-
2006-07	Omaha Lancers	USHL	57	4	9	13	73	5							
2007-08	Omaha Lancers	USHL	58	5	19	24	95	18	Playoffs	14	1	6	7	38	7
2008-09	Univ. of Maine	NCAA	34	4	12	16	82	-10							
2009-10	Univ. of Maine	NCAA	39	8	23	31	69	2							
2010-11	Univ. of Maine	NCAA	28	4	17	21	44	2							
2011-12	Univ. of Maine	NCAA	40	3	30	33	68	-5							
	St. John's IceCaps	AHL	7	1	2	3	9	1							
2012-13	St. John's IceCaps	AHL	59	3	18	21	32	-21							

CAREER TOTALS

LEAGUE	REGULAR SEASON							POSTSEASON						
	GP	G	A	TP	PPG	PIM	+/-	GP	G	A	TP	PPG	PIM	+/-
AHL:	66	4	20	24	0.36	41	-20							
NCAA:	141	19	82	101	0.72	263	-11							
USHL:	115	9	28	37	0.32	168	23	19	1	6	7	0.37	46	7

#28 PATRICE CORMIER, CENTRE

Height: 6-2 | Weight: 215 | Shoots: Left
Born: June 14 1990 - Moncton, NB
Drafted: by the New Jersey Devils in the 2nd round (54th overall) of the 2008 NHL Entry Draft
Acquired: Traded to the Atlanta Thrashers with Johnny Oduya, Niclas Bergfors and a 1st round draft pick in the 2010 NHL Entry Draft for Ilya Kovalchuk



2012-13 SEASON

Missed 26 games due to injury from Oct. 20 to Dec. 19... Scored his first goal (a shorthanded marker) on Dec. 28 at HAM... Notched a goal and an assist on Jan. 25 at HER and had a two-game goal streak from Jan. 25 to Jan. 26 and a three-game point streak (2G, 1A) from Jan. 25 to Feb. 1... Recorded two points (1G, 1A) on Mar. 1 vs. MCH... Notched four points (2G, 2A) in four March games before being recalled by Winnipeg and suiting up in 10 contests... Was returned to St. John's on Apr. 3... Suffered an injury on Apr. 6 vs. TOR and missed six of the team's final 7 games... Finished third on the club in penalty minutes (69).

CAREER HIGHLIGHTS

Drafted by the New Jersey Devils in the second round (54th overall) of the 2008 NHL Entry Draft... Played four seasons with the Rimouski Océanic (QMJHL) tallying 144 points (63 goals, 81 assists) and 339 penalty minutes in 189 games... Played in the CHL Top Prospects Game in 2007-08... Was named to the CHL Memorial Cup All-Star Team in 2008-09... Played in back-to-back World Junior Championships with Canada, winning gold in 2008-09 and serving as the captain while winning silver in 2009-10... Served as captain of the Rimouski Océanic for two seasons from 2008-2010... Was part of a trade that sent Ilya Kovalchuk from Atlanta to New Jersey on Feb. 4, 2010... Made his pro debut with the Chicago Wolves in 2009-10, playing in nine playoff games... Made his NHL debut with the Atlanta Thrashers in 2010-11 and scored his first NHL goal on Jan. 7, 2011 against the Toronto Maple Leafs... 2011-12: Played his first game as an IceCap on Oct. 8/11 at MCH (1-OW)... Recorded his first point (assist) on Oct. 15/11 vs. HAM (6-2W)... Scored his first goal on Nov. 1/11 at WOR (6-3W)... Scored four goals in three games from Dec. 16/11 to Dec. 18/11... Recorded back-to-back multi-point games on Mar. 3/12 and Mar. 4/12... Recorded a hat trick and a team single-game-high four points on Mar. 9/12 vs. HER (6-1W)... Notched two goals, including the game-winner, in the IceCaps' division-clinching victory on Mar. 31/12 at HER (3-2W)... Recalled by Winnipeg four times, playing a total of nine games... Finished the season tied for second on the club in goals (18) and second in penalty minutes (75).

CAREER STATISTICS

Season	Team	League	GP	G	A	TP	PIM	+/-	Postseas.	GP	G	A	TP	PIM	+/-
2004-05	Moncton Gagnon Beavers	MJAHL	31	4	8	12	35								
2005-06	Moncton Gagnon Beavers	MJAHL	43	21	27	48	41								
	Canada Atlantic U17	WHC-17	5	0	1	1	10								
2006-07	Rimouski Océanic	QMJHL	53	11	10	21	73	0							
2007-08	Rimouski Océanic	QMJHL	51	18	23	41	84	11	Playoffs	9	4	5	9	10	
2008-09	Rimouski Océanic	QMJHL	54	23	28	51	118	9	Playoffs	13	4	6	10	30	
	Canada U20	WJC-20	6	1	2	3	6	2							
2009-10	Rimouski Océanic	QMJHL	28	11	15	26	57	6							
	Rouyn-Noranda Huskies	QMJHL	3	0	5	5	7	4							
	Chicago Wolves	AHL	0	0	0	0	0	0	Playoffs	9	0	0	0	8	-2
	Canada U20	WJC-20	6	2	3	5	4	3							
2010-11	Chicago Wolves	AHL	11	2	3	5	14	8							
	Atlanta Thrashers	NHL	21	1	1	2	4	-5							
2011-12	St. John's IceCaps	AHL	56	18	15	33	75	0	Playoffs	15	3	0	3	12	-2
	Winnipeg Jets	NHL	6	0	0	0	0	0							
2012-13	St. John's IceCaps	AHL	35	7	4	11	69	-6							
	Winnipeg Jets	NHL	10	0	0	0	7	-3							

CAREER TOTALS

REGULAR SEASON								POSTSEASON							
LEAGUE	GP	G	A	TP	PPG	PIM	+/-	GP	G	A	TP	PPG	PIM	+/-	
AHL:	99	27	22	49	0.49	149	2	24	3	0	3	0.13	20	-4	
M-Cup:	4	3	1	4	1.00	8	-2								
MJAHL:	74	25	35	60	0.81	76	-								
NHL:	31	1	1	2	0.06	4	-6								
QMJHL:	189	63	81	144	0.76	339	30	22	8	11	19	0.86	40		
WHC-17:	5	0	1	1	0.20	10	0								
WJC-20:	12	3	5	8	0.67	10	5								

#29 JORDAN HILL, DEFENCE

DEFENCE

Height: 6'2 | Weight: 195 | Shoots: Left

Born: Mar 8 1989 - Sarnia, ON

Drafted: Undrafted



2012-13 SEASON

Suited up in 33 contests with Bridgeport (AHL), recording 12 points (5G, 7A) and 44 penalty minutes...Recorded multi-assist games on Nov. 17 and Jan. 4... Scored twice, including the game-winner, on Mar. 24 vs. ALB... Also played six games with Ontario (ECHL), notching one assist.

CAREER HIGHLIGHTS

Played four CHL seasons with Sarnia (OHL) and Saginaw (OHL), recording 65 points (16G, 49A) and 171 penalty minutes... Made his professional debut with the AHL's Manitoba Moose against the Hamilton Bulldogs on Apr. 4, 2010... Played 17 games in 2010-11 and 41 games in 2011-12 with Manchester (AHL), combining for five points (2G, 3A) and 64 penalty minutes... Collected his first AHL point, an assist, against Connecticut (AHL) on Jan. 2, 2011...Scored his first AHL goal against Bridgeport (AHL) on Mar. 12, 2011.

CAREER STATISTICS

Season	Team	League	GP	G	A	TP	PIM	+/-	Postseas.	GP	G	A	TP	PIM	+/-
2007-08	Sarnia Sting	OHL	65	2	3	5	49	-1	Playoffs	7	0	0	0	4	2
2008-09	Sarnia Sting	OHL	67	7	15	22	49	-5	Playoffs	5	0	0	0	4	-6
2009-10	Sarnia Sting	OHL	41	4	15	19	55	-14							
	Saginaw Spirit	OHL	28	3	16	19	18	9	Playoffs	6	2	1	3	4	-2
	Manitoba Moose	AHL	2	0	0	0	2	-3							
2010-11	Ontario Reign	ECHL	28	3	6	9	26	-10							
	Manchester Monarchs	AHL	17	1	1	2	29	-2	Playoffs	2	0	1	1	0	2
2011-12	Ontario Reign	ECHL	-	-	-	-	-	-							
	Manchester Monarchs	AHL	41	1	2	3	35	-6	Playoffs	1	0	0	0	2	-1
2012-13	Ontario Reign	ECHL	6	0	1	1	9	-2							
	Bridgeport Sound Tigers	AHL	33	5	7	12	44	-5							

CAREER TOTALS

REGULAR SEASON									POSTSEASON						
LEAGUE	GP	G	A	TP	PPG	PIM	+/-		GP	G	A	TP	PPG	PIM	+/-
AHL:	93	7	10	17	0.18	110	-16		3	0	1	1	0.33	2	1
ECHL:	34	3	7	10	0.29	35	-12								
OHL:	201	16	49	65	0.32	171	-11		18	2	1	3	0.17	12	-6

#31 JUSSI OLKINUORA, GOALTENDER

Height: 6-2 | **Weight:** 200 | **Catches:** Left
Born: Nov 4 1990 - Helsinki, Finland
Drafted: Undrafted
Acquired: Signed an ATO with the St. John's IceCaps on April 10, 2013



2012-13 SEASON

Joined the IceCaps on Apr. 7 after finishing a two-year career with the University of Denver, where he went 22-14-8 with a 2.28 GAA and a .920 SV% with five shutouts... Made his AHL debut on Apr. 19 at HAM, making 22 saves on 25 shots in a 3-1 loss.

CAREER HIGHLIGHTS

Played for the Sioux Falls Stampede of the United States Hockey League in 2010-11... Posted a 14-13-0 record with a 2.78 GAA and .900 save percentage in 27 games... Won all five starts from Feb. 18-March 9, making 30-or-more saves in four of the contests, including a season-high 36 saves in the 3-2 win vs. Des Moines on Feb. 26... Posted best goals against average and earned silver medal for Finnish Jr. A in 2009-10... Played in one game for Team Finland at U16 in 2005-06... 2011-12: Played 22 games and posted a 9-8-3 record... Ranked first in the WCHA in overall games with a 2.18 goals against average and second with a .924 save percentage... Posted a 1-2-0 record, 2.48 goals against average and .914 save percentage in three postseason games... Was named to the All-WCHA Rookie Team... Stopped a career-high 42 shots in 3-1 win over Union (12/30)... Recorded first career win and shutout in 3-0 victory vs. Princeton (11/25)... Tabbed WCHA Rookie of the Week on Nov. 29 and WCHA Defensive Player of the week on Jan. 4.

CAREER STATISTICS

Season	Team	League	GP	W	L	T	SO	GAA	SVS%	Postseason	GP	W	L	T	SO	GAA	SVS%
2010-11	Sioux Falls Stampede	USHL	27	14	13	0	1	2.78	.900	Playoffs	5					2.70	.911
2011-12	Univ. of Denver	NCAA	22	9	8	3	2	2.18	.924								
2012-13	Univ. of Denver	NCAA	24	13	6	5	3	2.35	.927								
	St. John's IceCaps	AHL	1	0	1	0	0	3.03	.880								

#32 CODY LAMPL, DEFENCE

Height: 5'11 | Weight: 183 | Shoots: Right
 Born: Jun 19 1986 - Ketchum, ID

Drafted: Undrafted



2012-13 SEASON

Played 64 games with Toledo (ECHL), collecting 15 points (6G, 9A) and a team-high 127 penalty minutes... Collected 50th professional point on Jan. 18 at Fort Wayne (ECHL)...Set career highs in goals, points and penalty minutes in 2012-13...Finished the season with a team best and Walleye all-time high plus 20 rating... Also suited up in one game for the Calder Cup Champion Grand Rapids Griffins, picking up an assist.

CAREER HIGHLIGHTS

Played college career at Colorado College, notching 6G and 14A in 86GP with 83 penalty minutes... Picked up 15 assists in 2010-11 with Idaho (ECHL)... Has 57 points (8G, 49A) and 320 penalty minutes with a plus 9 rating in 214 career ECHL games with Las Vegas, Idaho, Utah and Toledo.

CAREER STATISTICS

Season	Team	League	GP	G	A	TP	PIM	+/-	Postseas.	GP	G	A	TP	PIM	+/-
2003-04	Sioux Falls Stampede	USHL	17	1	2	3	8	-7							
	Danville Wings	USHL	33	2	7	9	12	-4	Playoffs	5	0	1	1	2	0
2004-05	Chicago Steel	USHL	55	4	18	22	30	4	Playoffs	8	0	0	0	2	0
2005-06	Colorado College	NCAA	20	0	0	0	8	-1							
2006-07	Colorado College	NCAA	37	2	7	9	24	-6							
2007-08	Colorado College	NCAA	13	1	2	3	8	-1							
2008-09	Colorado College	NCAA	16	3	5	8	43	-4							
	Las Vegas Wranglers	ECHL	3	0	1	1	0	-1							
2009-10	Idaho Steelheads	ECHL	44	1	12	13	45	0	Playoffs	12	0	2	2	4	
2010-11	Idaho Steelheads	ECHL	53	0	15	15	50	-12	Playoffs	5	0	0	0	17	0
	Abbotsford Heat	AHL	1	0	0	0	2	-1							
2011-12	Utah Grizzlies	ECHL	50	1	12	13	98	2	Playoffs	3	0	1	1	0	0
2012-13	Toledo Walleye	ECHL	64	6	9	15	127	20	Playoffs	6	1	1	2	4	-1
	Grand Rapids Griffins	AHL	1	0	1	1	0	1							
2013-14	Toledo Walleye	ECHL	-	-	-	-	-								
	St. John's IceCaps	AHL	-	-	-	-	-								

CAREER TOTALS

REGULAR SEASON								POSTSEASON							
LEAGUE	GP	G	A	TP	PPG	PIM	+/-	GP	G	A	TP	PPG	PIM	+/-	
AHL:	2	0	1	1	0.50	2	0								
ECHL:	214	8	49	57	0.27	320	9	26	1	4	5	0.19	25	-1	
NCAA:	86	6	14	20	0.23	83	-12								
USHL:	105	7	27	34	0.32	50	-7	13	0	1	1	0.08	4	0	

#33 MICHAEL HUTCHINSON, GOALTENDER

Height: 6'3 | Weight: 174 | Catches: Right
Born: Mar 2 1990 - Barrie, ON
Drafted: by the Boston Bruins in the 3rd round (77th overall) of the 2008 NHL Entry Draft



2012-13 SEASON

Posted a 13-13-3 record, a 2.30 GAA and a .914 SV% with three shutouts in 30 games for Providence (AHL)...Posted shutouts against Wilkes-Barre/Scranton Penguins, Springfield Falcons and Bridgeport Sound Tigers... Finished ninth among qualifying goaltenders with a 2.30 GAA.

CAREER HIGHLIGHTS

Selected in the 3rd round of the 2008 NHL Entry Draft by the Boston Bruins... Twice earned CHL Goaltender of the Week honors (Apr. 1, 2008 and Dec. 16, 2009... 2006-07: Recorded 8-3-0 mark in first junior season with Barrie, earning two shutouts while adding 2.11 GAA and .934 save percentage... 2007-08: Finished second junior season with 12-15-4 record for Colts, a career-best five shutouts, a 3.02 GAA and .912 save percentage... Also went 4-4 in eight postseason games with 2.64 GAA and stunning .941 save percentage... 2008-09: Went 15-20-1 during regular season in final of three seasons in Barrie, compiling 3.02 GAA and .915 save percentage... 2009-10: Appeared in career-high 46 games for London Knights of Ontario Hockey League, winning personal-best 32 games during regular season, adding 2.86 goals-against-average and .913 save percentage... 2010-11: Split his rookie season between Providence and Reading (ECHL)...Made his professional debut with Providence on October 8... Earned his first professional win in his first professional start October 9 at Springfield... Recorded a seven game win streak from October 31 to November 24 (5-0-0, 15 GA, 174 SV)... Earned his first AHL shutout win and 1st Star honors on February 25 in Abbotsford.

CAREER STATISTICS

Season	Team	League	GP	W	L	T	SO	GAA	SVS%	Postseason	GP	W	L	SO	GAA	SVS%
2006-07	Barrie Colts	OHL	14	8	3	0	0	2.11	.934	Playoffs	1	1	0	0	1.32	.938
2007-08	Barrie Colts	OHL	32	12	15	4	1	3.02	.912	Playoffs	8	4	4	1	2.64	.941
2008-09	Barrie Colts	OHL	38	15	20	1	5	3.02	.915	Playoffs	3	0	2	1	5.37	.872
2009-10	London Knights	OHL	46	32	12	2	3	2.86	.913	Playoffs	12	7	4	0	4.11	.870
2010-11	Providence Bruins	AHL	28	13	10	1	1	3.13	.904							
	Reading Royals	ECHL	18	9	5	4	1	2.86	.918							
2011-12	Boston Bruins	NHL	0					-	-							
	Providence Bruins	AHL	29	13	14	1	3	2.36	.927							
	Reading Royals	ECHL	2	1	1	0	0	3.50	.915							
2012-13	Providence Bruins	AHL	29	13	13	3	3	2.30	.914							

#34 J.C. LIPON, RIGHT WING

Height: 6'0 | Weight: 180 | Shoots: Right
Born: Jul 10 1993 - Regina, SK
Drafted: by the Winnipeg Jets in the 3rd round
(91st overall) of the 2013 NHL Entry Draft



2012-13 SEASON

Played in 61 games with Kamloops (WHL) finishing tied for second in goals (36) and third in points (89) and plus/minus (+34), while racking up 115 penalty minutes, second on the club... Led all Blazers in assists (17) and points (23) in the playoffs (15 games)... Won CHL Player of the Week in back-to-back weeks on Oct. 7 and Oct. 14... Suited up for Team Canada at the 2012-13 Under-20 World Junior Championships, amassing 27 penalty minutes in five contests.

CAREER HIGHLIGHTS

Was bypassed in the NHL draft in his first two years of eligibility before being drafted by Winnipeg in the 3rd round (91st overall) of the 2013 NHL Entry Draft... Finished first on the Blazers in penalty minutes in 2011-12 with 111 and second in 2010-11 with 109... Finished third in assists (46) and fourth in overall scoring (65 points) for Kamloops in 2011-12... Compiled 188 points (61G, 127A) and 375 penalty minutes in 248 career WHL games with Kamloops.

CAREER STATISTICS

Season	Team	League	GP	G	A	TP	PIM	+/-	Postseas.	GP	G	A	TP	PIM	+/-
2008-09	Regina Pat Canadians	SMHL	43	4	9	13	26		Playoffs	5	2	1	3	4	
2009-10	Kamloops Blazers	WHL	53	3	10	13	38	-7	Playoffs	3	0	0	0	0	1
	Canada Western U17	WHL-17	5	0	5	5	4								
2010-11	Kamloops Blazers	WHL	65	3	18	21	111	-26							
2011-12	Kamloops Blazers	WHL	69	19	46	65	111	23	Playoffs	10	2	7	9	20	-4
2012-13	Kamloops Blazers	WHL	61	36	53	89	115	34	Playoffs	15	6	17	23	20	12
	Canada U20	WJC-20	5	0	0	0	27	0							

CAREER TOTALS

LEAGUE	REGULAR SEASON							POSTSEASON						
	GP	G	A	TP	PPG	PIM	+/-	GP	G	A	TP	PPG	PIM	+/-
SMHL:	43	4	9	13	0.30	26	0	5	2	1	3	0.60	4	0
WHL-17:	5	0	5	5	1.00	4	-							
WHL:	248	61	127	188	0.76	375	24	28	8	24	32	1.14	40	9
WJC-20:	5	0	0	0	0.00	27	0							

#38 RYAN SCHNELL, LEFT WING

Height: 6-3 | Weight: 225 | Shoots: L
 Born: Jan 13 1989 - Cary, IL
 Drafted: Undrafted
 Acquired: Signed with the St. John's IceCaps on July 5, 2012



2012-13 SEASON

Opened the season with St. John's before being reassigned to Colorado (ECHL) on Oct. 30... Was recalled on Dec. 13... Played in a career high 22 AHL games, registering 57 penalty minutes.

CAREER HIGHLIGHTS

Won silver for the United States at the 2005-06 Under-17 World Hockey Championships....Spent two seasons as a member of the USHL's Chicago Steel, recording 20 points (seven goals, 13 assists) and 244 penalty minutes in 75 games from 2007-2009....Began his hockey career with the United States National Under-18 Team, recording 18 points (eight goals, 10 assists) and 161 penalty minutes in 61 games from 2005-2007....Played one season with the Saginaw Spirit (OHL), notching six points (two goals, four assists) and 71 penalty minutes....Racked up 331 penalty minutes in 96 games with Wheeling from 2009-2011, including a team-high 158 in 2010-11 in just 36 games... 2011-12: Split 2011-12 between the Wilkes-Barre/Scranton Penguins (AHL) and Wheeling Nailers (ECHL)....Played 18 games with Wheeling, notching four assists and 108 penalty minutes....Appeared in 12 games for Wilkes-Barre/Scranton, picking up one assist and 46 penalty minutes.

CAREER STATISTICS

Season	Team	League	GP	G	A	TP	PIM	+/-	Postseas.	GP	G	A	TP	PIM	+/-
2005-06	U.S. National U17 Team	USDP	30	2	2	4	42								
	U.S. National U18 Team	NAHL	38	4	7	11	74		Playoffs	10	2	1	3	11	
	USA U17	WHC-17	6	0	0	0	14								
2006-07	U.S. National U18 Team	NAHL	23	4	3	7	87								
2007-08	Chicago Steel	USHL	52	4	9	13	147	-3	Playoffs	7	0	1	1	30	-3
2008-09	Chicago Steel	USHL	23	3	4	7	97	0							
	Saginaw Spirit	OHL	23	2	4	6	71		Playoffs	8	0	0	0	16	
2009-10	Wheeling Nailers	ECHL	60	2	4	6	173	-12							
2010-11	Wheeling Nailers	ECHL	36	3	2	5	158	-5							
	Wilkes-Barre Scranton Penguins	AHL	11	2	0	2	37	3							
2011-12	Wilkes-Barre Scranton Penguins	AHL	12	0	1	1	46	-3							
	Wheeling Nailers	ECHL	18	0	4	4	108	-1	Playoffs	2	0	0	0	4	-2
2012-13	St. John's IceCaps	AHL	22	0	0	0	57	0							
	Colorado Eagles	ECHL	12	4	3	7	105	5							

CAREER TOTALS

LEAGUE	REGULAR SEASON							POSTSEASON						
	GP	G	A	TP	PPG	PIM	+/-	GP	G	A	TP	PPG	PIM	+/-
AHL:	45	2	1	3	0.07	140	0							
ECHL:	126	9	13	22	0.17	544	-13	2	0	0	0	0.00	4	-2
NAHL:	61	8	10	18	0.30	161	0	10	2	1	3	0.30	11	0
OHL:	23	2	4	6	0.26	71	-	8	0	0	0	0.00	16	
USDP:	30	2	2	4	0.13	42	0							
USHL:	75	7	13	20	0.27	244	-3	7	0	1	1	0.14	30	-3
WHC-17:	6	0	0	0	0.00	14	-							

40 EDDIE PASQUALE, GOALTENDER

Height: 6-3 | Weight: 218 | Catches: Left
Born: Nov 20 1990 - Toronto, ON
Drafted: by the Atlanta Thrashers in the 4th round (117th overall) of the 2009 NHL Entry Draft



2012-13 SEASON

Recorded his first win on Oct. 19 vs. ADK with a 32-save performance in a 2-1 IceCaps victory... Came on in relief on Oct. 23 and stopped 17-of-18 shots in a comeback 8-7 overtime win vs. POR... Made a season-high 45 saves in a 3-1 win vs. HAM on Nov. 20... Won four of five starts from Nov. 20 to Nov. 30, allowing just five goals... Notched a 40-save shutout on Nov. 25 vs. PRO in a 6-0 win... Shut out ALB on Nov 30, making 24 saves... Finished November with a 4-2-1 record, a 1.56 GAA and a .955 SV%... Won three-of-four starts from Jan. 13 to Jan.21... Made 28 saves for the shutout on Jan. 19 at NOR... Recorded wins in back-to-back games to begin the month of February including a 24-save shutout vs. BNG on Feb. 2... Was recalled by Winnipeg on Mar. 13... Did not appear in a game while with the Jets and was reassigned to St. John's on Mar. 21.

CAREER HIGHLIGHTS

Selected by Atlanta in the fourth round (117th overall) of the 2009 NHL Entry Draft...Played four seasons in the OHL with the Belleville Bulls and Saginaw Spirit, compiling a 75-48-13 record with a 3.11 GAA and a .911 SV% in 142 appearances...Was named to the OHL's Third All-Star Team in 2008-09, when he went 32-21-6 with a 3.02 GAA and a .911 SV% in a league-high 61 games played...Sported a 2.33 GAA and a .941 SV% in six playoff games with Saginaw in 2009-10...Made his pro debut with the Chicago Wolves in 2010-11, going 11-11-1 with a 2.93 GAA and a .900 SV%... 2011-12: Made his IceCaps debut on Oct. 25/11 vs. POR (5-1W)...Won his first six starts of the season from Oct. 25/11 to Nov. 12/11...Recorded his first shutout on Jan. 28/12 at POR (3-0W)...Won seven-of-eight starts from Jan. 25/12 to Feb. 18/12...Won Reebok/AHL Player of the Week for the period ending Feb. 12/12 after posting a 3-0-0 record with a 1.32 GAA and a .954 SV%...Finished the month of March with a 6-4-1 record, a 1.58 GAA, a .936 SV%, and two shutouts...Was named to the AHL All-Rookie Team and was selected as the IceCaps' Top Rookie after compiling a 23-12-1 record with a 2.41 GAA and .911 SV% to go along with four shutouts...Stopped 138-of-148 shots in the opening round of the playoffs vs. SYR, including a 40-save effort in a Game 3 win on Apr. 25/12 (5-1W)...Allowed just 16 goals in seven games vs. WBS in the Eastern Conference Semifinals, leading the IceCaps to a 4-3 series victory and a spot in the conference finals.

CAREER STATISTICS

Season	Team	League	GP	W	L	T	SO	GAA	SVS%	Postseason	GP	W	L	T	SO	GAA	SVS%
2006-07	Wellington Dukes	OPJHL	18	13	3	2	1	1.92	.927								
	Belleville Bulls	OHL	7	4	1	0	0	3.10	.917								
2007-08	Belleville Bulls	OHL	10	4	4	2	1	2.90	.900								
	Saginaw Spirit	OHL	13	8	5	0	0	3.54	.890	Playoffs	2	0	1	0	0	3.09	.891
2008-09	Saginaw Spirit	OHL	61	32	21	6	0	3.02	.911	Playoffs	8	4	4	0	0	3.85	.895
2009-10	Saginaw Spirit	OHL	51	27	17	5	1	3.17	.916	Playoffs	6	2	4	0	0	2.33	.941
2010-11	Chicago Wolves	AHL	24	11	11	1	1	2.93	.900								
	Gwinnett Gladiators	ECHL	12	7	4	0	0	3.69	.898								
2011-12	St. John's IceCaps	AHL	38	23	12	1	4	2.41	.911	Playoffs	15	7	8	0		2.42	.923
2012-13	St. John's IceCaps	AHL	43	15	23	4	4	2.79	.907								
	Winnipeg Jets	NHL	0	0	0	0	0	-	-								

#41 CODY SOL, DEFENCE

Height: 6-6 | Weight: 242 | Shoots: Left
Born: Feb 11 1991 - Woodstock, ON
Drafted: by the Atlanta Thrashers in the 5th round
(125th overall) of the 2009 NHL Entry Draft



2012-13 SEASON

Started the season with Colorado (ECHL), playing in 25 games and recording eight points (5G, 3A) with 109 penalty minutes and a +1 rating... Was recalled by St. John's on Dec. 10... Made his debut on Dec. 12 vs. HER... Was reassigned to COL on Feb. 3 and recalled on Feb. 11... Notched his first AHL point (an assist) on Feb. 15 at MCH... Scored his first AHL goal on Apr. 9 vs. POR... Notched a game-high 17 penalty minutes on Apr. 13 vs. WBS.

CAREER HIGHLIGHTS

Selected by Atlanta in the fifth round of the 2009 NHL Entry Draft... Played four seasons in the OHL with three different teams... Appeared in 133 games with the Saginaw Spirit from 2007-10, totalling 22 points (eight goals, 14 assists) and racking up 279 penalty minutes... Spent 2010-11 with the Kitchener Rangers, playing 60 games and recording 17 points (four goals, 13 assists) and 114 penalty minutes... Has appeared in 38 career OHL playoff games, tallying 17 points (four goals, 13 assists) and 61 penalty minutes... 2011-12: Played in 62 games with the Kitchener Rangers, recording 38 points (15 goals, 23 assists) and a team-high 180 penalty minutes and plus-35 rating... Finished tied for fourth in goals (15) among OHL defencemen... Notched 12 points (four goals, eight assists) in 16 playoff games... Recorded a four-game point streak (two goals, three assists) from 1/25/12 to 2/3/2012.

CAREER STATISTICS

Season	Team	League	GP	G	A	TP	PIM	+/-	Postseas.	GP	G	A	TP	PIM	+/-
2006-07	Brantford 99ers Minor Midget AAA	AHM MPL	37	7	24	31	71								
2007-08	St. Marys Lincolns	WOHL	20	2	2	4	20								
	Saginaw Spirit	OHL	12	0	0	0	4	-2	Playoffs	1	0	0	0	0	0
2008-09	Saginaw Spirit	OHL	66	1	6	7	128	4	Playoffs	8	0	2	2	14	-2
2009-10	Saginaw Spirit	OHL	55	7	8	15	151	20	Playoffs	6	0	0	0	8	6
	Chicago Wolves	AHL	1	0	0	0	0	-3							
2010-11	Kitchener Rangers	OHL	60	4	12	16	114	-7	Playoffs	7	0	3	3	10	0
2011-12	Kitchener Rangers	OHL	62	15	23	38	180	35	Playoffs	16	4	8	12	29	-3
2012-13	St. John's IceCaps	AHL	26	1	3	4	63	-3							
	Colorado Eagles	ECHL	25	5	3	8	109	1							

CAREER TOTALS

REGULAR SEASON								POSTSEASON							
LEAGUE	GP	G	A	TP	PPG	PIM	+/-	GP	G	A	TP	PPG	PIM	+/-	
AHL:	27	1	3	4	0.15	63	+6								
AHM MPL:	37	7	24	31	0.84	71	0								
ECHL:	25	5	3	8	0.32	109	1								
OHL:	255	27	49	76	0.30	577	50	38	4	13	17	0.45	61	1	
WOHL:	20	2	2	4	0.20	20	0								

#42 JOSH LUNDEN, LEFT WING

Height: 6-2 | Weight: 202 | Shoots: Left
Born: Feb 24 1986 - Coquitlam, BC
Drafted: Undrafted



2012-13 SEASON

Signed a PTO on Jan. 9 and made his debut on Jan. 12 vs. TOR... Notched his first point (an assist) on Jan. 18 at NOR... Was released from his PTO on Feb. 6 but signed a second PTO on Feb. 12... Scored his first AHL goal on Mar. 15 vs. HAM and scored the game-winner the following night vs. HAM with 28 seconds left in regulation time... Picked up five points in two games from Mar. 23 to Mar. 24, including a three-point performance (1G, 2A)... Recorded seven points (3G, 4A) in 10 games in March... Notched a point in back-to-back games (1G, 1A) from Apr. 9 to Apr. 10... Finished the season with a four-game point streak (4G, 2A) including a two-goal, one-assist performance in the season finale at TOR on Apr. 21... Registered nine points (5G, 4A) in nine games in April... Set career highs in games played (31), goals (8), assists (10), points (18) and penalty minutes (33).

CAREER HIGHLIGHTS

Played for seasons for the University of Alaska-Anchorage, recording 84 points (47g, 37a) in 126 games... Led Alaska-Anchorage in goal scoring in both 2006-07 (11) and 2007-08 (14)... Appeared in his first professional game vs. the Lake Erie Monsters on March 27, 2010 as a member of the San Antonio Rampage... Recorded his first professional point (assist) on March 28, 2010 vs. the Lake Erie Monsters... 2011-12: Made his IceCaps debut on Feb. 7/12 vs. PRO (2-0W)... Recorded an assist on Mar. 21/12 at HER (3-2L)... Played 44 games with Las Vegas (ECHL), notching 42 points (21G, 21A) and 61 penalty minutes with a plus-15 rating.

CAREER STATISTICS

Season	Team	League	GP	G	A	TP	PIM	+/-	Postseas.	GP	G	A	TP	PIM	+/-
2004-05	Chilliwack Chiefs	BCHL	54	19	20	39	52								
2005-06	Chilliwack Chiefs	BCHL	56	34	47	81	67								
2006-07	Univ. of Alaska-Anchorage	NCAA	31	11	9	20	36	-4							
2007-08	Univ. of Alaska-Anchorage	NCAA	36	14	13	27	26	1							
2008-09	Univ. of Alaska-Anchorage	NCAA	34	14	6	20	26	-10							
2009-10	Univ. of Alaska-Anchorage	NCAA	25	8	9	17	22	-5							
	San Antonio Rampage	AHL	8	0	2	2	7	-3							
2010-11	San Antonio Rampage	AHL	12	0	0	0	6	-5							
	Las Vegas Wranglers	ECHL	11	5	3	8	8	-2							
2011-12	Las Vegas Wranglers	ECHL	44	21	21	42	61	15	Playoffs	15	4	6	10	21	3
	Peoria Rivermen	AHL	1	0	0	0	0	0							
	St. John's IceCaps	AHL	11	0	1	1	7	1							
	Houston Aeros	AHL	2	0	0	0	0	1							
2012-13	Las Vegas Wranglers	ECHL	24	7	12	19	44	3							
	St. John's IceCaps	AHL	31	8	10	18	33	-2							

CAREER TOTALS

LEAGUE	REGULAR SEASON							POSTSEASON						
	GP	G	A	TP	PPG	PIM	+/-	GP	G	A	TP	PPG	PIM	+/-
AHL:	65	8	13	22	0.34	53	-8							
BCHL:	110	53	67	120	1.09	119	-							
ECHL:	79	33	36	69	0.87	113	16	15	4	6	10	0.67	21	3
NCAA:	126	47	37	84	0.67	110	-18							

#44 JULIAN MELCHIORI, DEFENCE

Height: 6-3 | Weight: 216 | Shoots: Left
Born: Dec 6 1991 – Richmond Hill, ON
Drafted: by the Atlanta Thrashers in the 3rd round (87th overall) of the 2010 NHL Entry Draft



2012-13 SEASON

Made his debut on Oct. 13 at SPR... Notched his first pro point (an assist) on Dec. 1 at WBS... Suffered an injury on Dec. 7 and missed 13 games... Picked up two assists on Feb. 16 at MCH for his first career multi-point game... Notched two assists on Mar. 15 vs. HAM... Scored his first pro goal on Apr. 14 vs. WBS... Was named IceCaps Top Rookie.

CAREER HIGHLIGHTS

Was drafted in the 3rd round (87th overall) by the Atlanta Thrashers in the 2010 NHL Entry Draft...Recorded 19 points (one goal, 18 assists) and 55 penalty minutes in 63 games with the Kitchener Rangers in his rookie season in 2010-11... 2011-12: Made his IceCaps debut on Apr. 14/12 at SPR (3-1L)...Split 2011-12 with the Kitchener Rangers and Oshawa Generals of the OHL....Recorded a combined 36 points (two goals, 34 assists) in 61 games with 64 penalty minutes....Notched three points (two goals, one assist) in six playoff games with Oshawa.

CAREER STATISTICS

Season	Team	League	GP	G	A	TP	PIM	+/-	Postseas.	GP	G	A	TP	PIM	+/-
2008-09	Newmarket Hurricanes	OJHL	48	2	20	22	34		Playoffs	9	1	2	3	14	
2009-10	Newmarket Hurricanes	CCHL	39	7	16	23	16		Playoffs	19	2	9	11	10	
2010-11	Kitchener Rangers	OHL	63	1	18	19	55	24	Playoffs	3	0	0	0	0	-1
2011-12	Kitchener Rangers	OHL	35	2	17	19	42	7							
	Oshawa Generals	OHL	26	0	17	17	22	4	Playoffs	6	2	1	3	2	-2
	St. John's IceCaps	AHL	1	0	0	0	0	-1							
2012-13	St. John's IceCaps	AHL	52	1	7	8	39	-9							

CAREER TOTALS

LEAGUE	REGULAR SEASON							POSTSEASON						
	GP	G	A	TP	PPG	PIM	+/-	GP	G	A	TP	PPG	PIM	+/-
AHL:	53	1	7	8	0.15	39	-10							
CCHL:	39	7	16	23	0.59	16	-	19	2	9	11	0.58	10	
OHL:	124	3	52	55	0.44	119	35	9	2	1	3	0.33	2	-3
OJHL:	48	2	20	22	0.46	34	-	9	1	2	3	0.33	14	

#47 ADAM LOWRY, LEFT WING

Height: 6-5 | **Weight:** 201 | **Shoots:** Left
Born: Mar 29 1993 - Calgary, AB
Drafted: by the Winnipeg Jets in the 3rd round (67th overall) of the 2011 NHL Entry Draft



2012-13 SEASON

Named captain of the Broncos at the start of the season... Led his club with 45 goals, 43 assists and 88 points in 72 games.... Finished third on the team in penalty minutes with 102... Named WHL Player of the Month for December, notching 13 goals and 21 points in 11 games... Recorded a 21-game point streak from November to January... Scored 14 power play goals, six shorthanded goals and eight game-winning goals... Picked up five points (3G, 2A) in five playoff games before his team was eliminated by the Calgary Hitmen... Was named WHL Player of the Year... Made his pro debut on Apr. 5 vs. TOR... Notched his first point (an assist) on Apr. 10 vs. POR... Played in nine games with St. John's.

CAREER HIGHLIGHTS

Was one of four Broncos named as alternate captain for the 2011-12 campaign...Missed 36 regular season games due to injury...Led the team in plus/minus with an overall +4...Tallied a career-high four points (1G,3A) on December 10th 2011 vs. Kamloops Blazers...Registered 10 multi-point games (6 - 2 point games, 3 - 3 point games and 1 - 4 point game)...Logged 15 points (2G,13A) in October 2011, marking his most successful month of the season... Played in 235 career games with Swift Current (WHL) in four seasons, notching 90 goals and 114 assists for 204 points and 333 penalty minutes... Won the Daryl K. Seaman Trophy for WHL Scholastic Player of the Year in 2009-10, his rookie season... Served as assistant captain for Swift Current in 2011-12... Is the son of former NHLer Dave Lowry and brother of Joel Lowry (Cornell University), drafted by the Los Angeles Kings in the 5th round of the 2011 NHL Entry Draft.

CAREER STATISTICS

Season	Team	League	GP	G	A	TP	PIM	+/-	Postseas.	GP	G	A	TP	PIM	+/-
2007-08	Calgary Bisons Bantam AAA	AMBHL	33	27	21	48	56		Playoffs	12	4	6	10	10	
	CBHA Blackhawks Midget AA	HCMMAA	1	0	1	1	0								
2008-09	Calgary Rangers	AMMHL	29	29	25	54	51								
2009-10	Swift Current Broncos	WHL	61	15	19	34	57		Playoffs	3	0	1	1	6	
	Canada Pacific U17	WHC-17	5	1	2	3	2								
2010-11	Swift Current Broncos	WHL	66	18	27	45	84								
2011-12	Swift Current Broncos	WHL	36	12	25	37	90	4							
2012-13	Swift Current Broncos	WHL	72	45	43	88	102	18	Playoffs	5	3	2	5	4	-1
	St. John's IceCaps	AHL	9	0	1	1	4	-1							

CAREER TOTALS

REGULAR SEASON								POSTSEASON							
LEAGUE	GP	G	A	TP	PPG	PIM	+/-	GP	G	A	TP	PPG	PIM	+/-	
AHL:	9	0	1	1	0.11	4	-1								
AMBHL:	33	27	21	48	1.45	56	0	12	4	6	10	0.83	10	0	
AMMHL:	29	29	25	54	1.86	51	0								
HCMMAA:	1	0	1	1	1.00	0	0								
WHC-17:	5	1	2	3	0.60	2	-								
WHL:	235	90	114	204	0.87	333	22	8	3	3	6	0.75	10	-1	

#48 CARL KLINGBERG, LEFT WING



Height: 6-3 | Weight: 209 | Shoots: Right
Born: Jan 28 1991 - Gothenburg, Sweden
Drafted: by the Atlanta Thrashers in the 2nd round (34th overall) of the 2009 NHL Entry Draft

2012-13 SEASON

Scored on the power play in the first game of the season on Oct. 13 at SPR... Notched a three-game point streak (1G, 2A) from Nov. 10 to Nov. 17... Scored three goals in four games from Nov. 21 to Nov. 28 including the game-winner on Nov. 28 at ADK... Registered two goals on Jan. 5 vs. MCH... Notched an assist in back-to-back games from Jan. 26 to Feb. 1... Picked up two assists on Feb. 20 at CT... Scored the game-winning goal on Apr. 10 vs. POR.

CAREER HIGHLIGHTS

Selected by Atlanta in the second round (34th overall) of the 2009 NHL Entry Draft... Played three seasons in the Swedish Elite League (SEL) with Vastra Frolunda HC and Timra IK... Won bronze for Sweden at the 2009-10 World Junior Championships... Made his pro debut with the Chicago Wolves and his NHL debut with the Atlanta Thrashers in 2010-11... Has played in seven career NHL games with Atlanta and Winnipeg... 2011-12: Played his first game as an IceCap on Oct. 7/11 at PRO (4-1W) and scored his first goal... Recorded his first AHL hat trick and first in IceCaps' history on Oct. 15/11 vs. HAM (6-2W) that included a shorthanded goal... Notched two goals on Oct. 22/11 vs. BRL... Recorded three points (one goal, two assists) on Nov. 12/11 vs. CT... Scored a shorthanded goal and added an assist on Nov. 18/11 vs. NOR (6-2L)... Recalled by Winnipeg on Nov. 30/11 and played in six games with the Jets... Recorded two multi-point games in three December contests after being reassigned to St. John's... Finished fifth on the club in goals with 15... Finished second in shorthanded goals (two) and shots on goal (157).

CAREER STATISTICS


Season	Team	League	GP	G	A	TP	PIM	+/-	Postseas.	GP	G	A	TP	PIM	+/-
2008-09	Frölunda	Elitserien	10	2	1	3	0	1							
	Borås HC	Allsvenskan	8	4	2	6	2	1							
	Sweden U18	WJC-18	6	2	2	4	0	3							
	Sweden U18 (all)	International-Jr	20	7	11	18	18								
2009-10	Sweden U20 (all)	International-Jr	4	1	1	2	2								
	Frölunda	Elitserien	42	6	7	13	16	1	Playoffs	7	0	0	0	2	-1
	Borås HC	Allsvenskan	4	0	5	5	2	1							
	Sweden U19 (all)	International-Jr	3	4	2	6	0								
	Sweden U20	WJC-20	5	1	0	1	2	4							
2010-11	Sweden U20 (all)	International-Jr	10	3	0	3	10								
	Frölunda	Elitserien	38	2	1	3	12	-4							
	Timrå	Elitserien	11	3	2	5	2	-2							
	Chicago Wolves	AHL	8	1	0	1	6	-1							
	Atlanta Thrashers	NHL	1	0	0	0	0	0							
	Sweden U20	WJC-20	6	3	1	4	4	2							
	Sweden U20 (all)	International-Jr	15	9	5	14	47								
2011-12	St. John's IceCaps	AHL	66	15	22	37	39	2	Playoffs	12	1	1	2	0	0
	Winnipeg Jets	NHL	6	0	0	0	4	-1							
2012-13	St. John's IceCaps	AHL	66	11	12	23	40	-6							

CAREER TOTALS

LEAGUE	REGULAR SEASON							POSTSEASON						
	GP	G	A	TP	PPG	PIM	+/-	GP	G	A	TP	PPG	PIM	+/-
AHL:	74	16	22	38	0.51	45	1	12	1	1	2	0.17	0	0
Allsvenskan:	12	4	7	11	0.92	4	2							
Elitserien:	101	13	11	24	0.24	30	-4	7	0	0	0	0.00	2	-1
ET:	7	3	2	5	0.71	6	0							
International-Jr:	67	32	24	56	0.84	97	-							
J18 Allsvenskan:	19	9	10	19	1.00	6	-	10	4	3	7	0.70	10	
J18 Elit:	22	17	16	33	1.50	16	-							
NHL:	7	0	0	0	0.00	4	-1							
SuperElit:	37	13	13	26	0.70	34	-	2	0	0	0	0.00	4	
TV-Pucken:	16	3	3	6	0.38	14	-							
WJC-18:	6	2	2	4	0.67	0	3							
WJC-20:	11	4	1	5	0.45	6	6							

#49 TRAVIS EHRHARDT, DEFENCE

Height: 5'11 | Weight: 204 | Shoots: Left
 Born: Apr 12 1989 - Calgary, AB
 Drafted: Undrafted



2012-13 SEASON

Spent the season with TPS Turku (SM-liiga), playing 17 games and recording 16 penalty minutes.

CAREER HIGHLIGHTS

Played his junior career with Moose Jaw (WHL) and Portland (WHL), playing in 256 games and recording 119 points (20G, 99A) with 311 penalty minutes... Racked up 29 assists in 2006-07 with Moose Jaw, third best on the team... Finished second on the Portland Winterhawks in assists (28), fourth in points (37) and fourth in penalty minutes (109) in 2008-09... Made his professional debut with Manitoba (AHL) in 2008-09, suiting up in three games... Scored his first AHL goal as a member of the Grand Rapids Griffins on Nov. 6, 2010 vs. Chicago... Has played in 138 career AHL games for 27 points (5G, 22A) and 99 penalty minutes.

CAREER STATISTICS

Season	Team	League	GP	G	A	TP	PIM	+/-	Postseas.	GP	G	A	TP	PIM	+/-
2004-05	Moose Jaw Warriors	WHL	2	0	1	1	2	1							
2005-06	Moose Jaw Warriors	WHL	45	1	10	11	37	11	Playoffs	18	0	2	2	18	0
	Canada Pacific U17	WHC-17	6	0	0	0	6								
2006-07	Moose Jaw Warriors	WHL	69	0	29	29	83	-6							
2007-08	Moose Jaw Warriors	WHL	18	3	9	12	27	0							
	Portland Winterhawks	WHL	54	7	22	29	53	-48							
2008-09	Portland Winterhawks	WHL	68	9	28	37	109	-30							
	Manitoba Moose	AHL	3	0	0	0	0	0							
2009-10	Grand Rapids Griffins	AHL	42	0	5	5	38	-9							
	Toledo Walleye	ECHL	3	1	1	2	0	4							
2010-11	Grand Rapids Griffins	AHL	52	4	11	15	36	0							
2011-12	Grand Rapids Griffins	AHL	41	1	6	7	25	6							
2012-13	TPS	Liiga	17	0	0	0	16	-6							

CAREER TOTALS

LEAGUE	REGULAR SEASON							POSTSEASON						
	GP	G	A	TP	PPG	PIM	+/-	GP	G	A	TP	PPG	PIM	+/-
AHL:	138	5	22	27	0.20	99	-3							
ECHL:	3	1	1	2	0.67	0	4							
ET:	8	0	2	2	0.25	16	0							
Liiga:	17	0	0	0	0.00	16	-6							
WHL:	256	20	99	119	0.46	311	-72	18	0	2	2	0.11	18	0

#50 AUSTEN BRASSARD, RIGHT WING



Height: 6'2 | **Weight:** 207 | **Shoots:** Right
Born: Mar 14 1993 - Windsor, ON
Drafted: by the Winnipeg Jets in the 5th round (149th overall) of the 2011 NHL Entry Draft

2012-13 SEASON

Played in 62 games with Bulls recording 33 points (14G, 19A) and 94 penalty minutes....Also played in 17 post-season games with the club for 12 points (6G, 6A) and 22 penalty minutes.

CAREER HIGHLIGHTS

Chosen in the first round, 20th overall, of the 2009 OHL Priority Selection by the Windsor Spitfires... Named to the 2009-10 OHL Second All-Rookie Team... Played for Canada at the 2011 U-18 World Junior Championship, picking up 1 assist in 7 games... In 2011-12 finished second on Belleville Bulls in goals (27) and points (51) and third in penalty minutes (71).

CAREER STATISTICS

Season	Team	League	GP	G	A	TP	PIM	+/-	Postseas.	GP	G	A	TP	PIM	+/-
2008-09	Windsor Jr. Spitfires Mn Mgt AAA	AHMMPL	31	22	20	42	37		Playoffs	15	15	8	23	30	
	Windsor Jr. Spitfires Mn Mgt AAA	Midget	69	55	66	121	111		Playoffs	8	3	4	7	10	
2009-10	Windsor Spitfires	OHL	37	4	8	12	36	5							
	Belleville Bulls	OHL	26	6	11	17	9	-3							
2010-11	Belleville Bulls	OHL	67	19	15	34	78	-19	Playoffs	4	1	0	1	4	-1
	Canada U18	WJC-18	7	0	1	1	2	1							
2011-12	Belleville Bulls	OHL	64	27	24	51	71	6	Playoffs	6	1	1	2	6	-2
2012-13	Belleville Bulls	OHL	62	14	19	33	94	15	Playoffs	17	6	6	12	22	6

CAREER TOTALS

LEAGUE	REGULAR SEASON							POSTSEASON						
	GP	G	A	TP	PPG	PIM	+/-	GP	G	A	TP	PPG	PIM	+/-
AHL:	-	-	-	-	-	-	0							
AHMMPL:	31	22	20	42	1.35	37	0	15	15	8	23	1.53	30	0
AHML:	0	0	0	0	-	0	0	8	3	4	7	0.88	10	0
Midget:	69	55	66	121	1.75	111	0							
OHL:	256	70	77	147	0.57	288	4	27	8	7	15	0.56	32	3
WJC-18:	7	0	1	1	0.14	2	1							



**2012-2013
SEASON IN REVIEW**

MONTH-BY-MONTH RECORD

MONTH	GP	W	L	OTL	SOL	PTS
October	8	4	4	0	0	8
November	13	7	5	0	1	15
December	13	4	9	0	0	8
January	9	3	4	1	1	8
February	12	4	8	0	0	8
March	11	6	3	0	2	14
April	9	3	3	2	1	9

OVERALL RECORD VS. DIVISION

EASTERN CONFERENCE		GP	W	L	OTL	SOL	PTS
Atlantic Division		24	10	11	1	2	23
Northeast Division		16	8	8	0	0	16
East Division		20	8	9	1	2	19
TOTALS		60	26	28	2	4	57
WESTERN CONFERENCE		GP	W	L	OTL	SOL	PTS
North Division		16	6	8	1	1	14
TOTALS		16	6	8	1	1	14

OVERALL RECORD VS. OPPONENT

OPPONENT	GP	W	L	OTL	SOL	PTS
Adirondack Phantoms	4	2	2	0	0	4
Albany Devils	4	3	1	0	0	6
Binghamton Senators	4	3	1	0	0	6
Connecticut Whale	4	2	2	0	0	4
Hamilton Bulldogs	8	4	4	0	0	8
Hershey Bears	4	2	2	0	0	4
Manchester Monarchs	8	2	4	1	1	6
Norfolk Admirals	4	2	1	0	1	5
Portland Pirates	8	4	4	0	0	8
Providence Bruins	4	2	1	0	1	5
Springfield Falcons	4	1	3	0	0	2
Syracuse Crunch	4	1	2	0	1	3
Toronto Marlies	8	2	4	1	1	6
Wilkes-Barre/Scranton Penguins	4	0	3	1	0	1
Worcester Sharks	4	2	2	0	0	4

TEAM SCORING BY PERIOD

1st Period		2nd Period		3rd Period		Overtime		Shootout		Total	
GF	GA	GF	GA	GF	GA	GF	GA	GF	GA	GF	GA
50	63	69	89	69	77	5	3	2	5	195	237

TEAM SHOTS BY PERIOD

1st Period		2nd Period		3rd Period		Overtime		Shootout		Total	
SF	SA	SF	SA	SF	SA	SF	SA	SF	SA	SF	SA
698	688	757	748	787	724	29	24	2	5	2273	2233

SITUATIONAL TEAM RECORDS

Leading After 1 Period	Leading After 2 Periods	Tied After 1 Period	Tied After 2 Periods	Trailing After 1 Period	Trailing After 2 Period	Out Shooting Opponent	Out Shot by Opponent
10-5-0-3	19-0-0-4	19-12-2-2	9-8-3-0	3-19-1-0	4-28-0-1	15-21-0-2	16-14-3-3
1-Goal Games	2-Goal Games	3-Goal Games	4-Goal Games	5-Goal Games	6-Goal Games	>6-Goal Games	
21-8-3-5	6-10-0-0	1-12-0-0	2-5-0-0	1-1-0-0	1-0-0-0	0-0-0-0	

SITUATIONAL HOME TEAM RECORDS

Leading After 1 Period	Leading After 2 Periods	Tied After 1 Period	Tied After 2 Periods	Trailing After 1 Period	Trailing After 2 Period	Out Shooting Opponent	Out Shot by Opponent
6-4-0-2	9-0-0-2	6-6-2-1	2-4-3-0	1-9-1-0	2-15-0-1	6-13-0-2	7-5-3-1
1-Goal Games	2-Goal Games	3-Goal Games	4-Goal Games	5-Goal Games	6-Goal Games	>6-Goal Games	
8-5-3-3	3-6-0-0	0-3-0-0	0-5-0-0	1-0-0-0	1-0-0-0	0-0-0-0	

SITUATIONAL AWAY TEAM RECORDS

Leading After 1 Period	Leading After 2 Periods	Tied After 1 Period	Tied After 2 Periods	Trailing After 1 Period	Trailing After 2 Period	Out Shooting Opponent	Out Shot by Opponent
4-1-0-1	10-0-0-2	13-6-0-1	7-4-0-0	2-10-0-0	2-13-0-0	9-8-0-0	9-9-0-2
1-Goal Games	2-Goal Games	3-Goal Games	4-Goal Games	5-Goal Games	6-Goal Games	>6-Goal Games	
13-3-0-2	3-4-0-0	1-9-0-0	2-0-0-0	0-1-0-0	0-0-0-0	0-0-0-0	

2012-13 ICECAPS REGULAR SEASON INDIVIDUAL STATISTICS

No.	PLAYER	POS	GP	G	A	PTS	+/-	PIM	PP	PPA	SHG	SHA	GW	FG	IG	OT	UA	EN	SOG	SOA	SGW	SO%	SH	SH%
14	Eric O'Dell	C	59	29	26	55	9	26	10	10	0	0	4	7	1	0	0	0	1	6	1	0.167	144	20.1
15	Jason Jaffray	LW	65	15	33	48	-8	55	5	11	1	3	0	1	1	0	1	1	5	1	0.200	150	10.0	
21	Kael Moullierat	LW	50	11	31	42	-4	32	5	13	1	0	1	4	2	0	0	0	1	3	0	0.333	141	7.8
49	Ben Maxwell	C	74	11	29	40	-17	52	3	13	0	0	3	2	0	1	0	0	1	7	0	0.143	173	6.4
27	Raymond Sawada	RW	65	13	16	29	-24	88	3	7	0	0	2	4	1	0	0	1	0	0	0	0.000	96	13.5
10	x Spencer Machacek	RW	57	11	14	25	-23	45	5	6	1	1	3	1	0	0	0	0	0	1	0	0.000	134	8.2
11	x Aaron Gagnon	C	43	11	13	24	-2	18	3	7	2	0	3	3	1	0	0	0	0	1	0	0.000	63	17.5
19	Tomas Kubalik (total)	RW	64	14	9	23	13	60	3	3	0	0	0	3	1	4	0	0	0	2	0	0.000	100	14.0
	SPR	RW	54	14	6	20	10	50	3	3	0	0	0	1	4	0	0	0	0	2	0	0.000	94	14.9
	STJ	RW	10	0	3	3	3	10	0	0	0	0	0	0	0	0	0	0	0	0	0	0.000	6	0.0
48	Carl Klingberg	LW	66	11	12	23	-6	40	4	2	0	0	2	2	0	0	0	0	4	0	0.000	135	8.1	
7	x Derek Meech	D	46	3	20	23	-11	38	3	12	0	0	3	1	0	0	1	0	0	0	0	0.000	98	3.1
26	Maxime Maceneauer	C	68	11	11	22	-29	57	4	3	1	1	0	4	1	0	0	0	0	0	0	0.000	94	11.7
23	* Will O'Neill	D	59	3	18	21	-21	32	0	6	0	0	0	0	0	0	1	0	0	0	0	0.000	84	3.6
24	x Zach Redmond	D	38	8	11	19	-3	34	4	6	0	0	1	2	0	0	0	0	0	1	0	0.000	101	7.9
17	Jason Gregoire	LW	60	10	8	18	-8	6	0	0	1	1	1	1	1	0	3	0	0	0	0	0.000	90	11.1
42	Josh Lunden	LW	31	8	10	18	-2	33	4	4	1	0	1	0	0	0	0	0	1	2	0	0.500	46	17.4
4	x Paul Postma	D	27	7	11	18	-3	16	4	2	0	0	1	0	1	1	1	0	0	0	0	0.000	79	8.9
18	* Ben Chiarot	D	61	1	11	12	-5	81	0	0	0	0	1	0	0	1	0	0	0	0	0	0.000	64	1.6
28	Patrice Cormier	C	35	7	4	11	-6	69	5	3	1	0	0	2	0	0	0	0	0	0	0	0.000	50	14.0
8	x Alex Burmistrov	C	22	2	9	11	-2	24	0	7	0	0	1	0	0	1	0	0	1	2	0	0.500	52	3.8
29	Dean Arsene	D	69	1	10	11	-8	98	0	0	0	3	0	0	0	0	0	0	0	0	0	0.000	42	2.4
22	* Ivan Telegin	LW	34	3	7	10	1	8	0	2	0	0	1	0	0	1	0	0	0	0	0	0.000	57	5.3
9	x Kevin Clark	RW	36	6	2	8	1	35	0	0	0	0	1	0	1	0	0	1	0	0	0	0.000	64	9.4
44	* Julian Melchiori	D	52	1	7	8	-9	39	0	2	0	1	0	0	0	0	0	0	0	0	0	0.000	45	2.2
36	Hunter Tremblay	LW	17	1	5	6	-5	12	0	1	0	0	0	0	0	0	0	0	0	0	0	0.000	20	5.0
2	Travis Ramsey	D	50	1	5	6	4	28	0	0	0	1	1	0	0	0	0	0	0	0	0	0.000	48	2.1
16	John Albert	C	24	3	2	5	0	10	0	1	0	0	0	1	0	0	0	0	0	0	0	0.000	37	8.1
21	x Derek Whitmore	LW	7	1	3	4	-2	2	0	1	0	0	0	0	1	0	0	0	0	0	0	0.000	21	4.8
5	Jason King	RW	9	1	3	4	-1	6	0	1	0	0	0	0	0	0	0	0	0	0	0	0.000	12	8.3
41	* Cody Sol	D	26	1	3	4	0	63	0	0	0	0	1	0	0	0	0	0	0	0	0	0.000	30	3.3
20	Richard Petiot	D	24	1	2	3	-2	22	1	0	0	1	0	0	0	0	0	0	0	0	0	0.000	27	3.7
10	* Vinny Saponari	RW	7	1	1	2	0	0	0	0	0	0	0	0	0	0	0	0	0	0	0	0.000	6	16.7
45	Mathieu Tousignant (total)	C	23	1	1	2	-6	27	0	0	0	0	0	1	0	0	0	0	0	0	0	0.000	24	4.2
	TEX	C	18	1	0	1	-5	10	0	0	0	0	0	1	0	0	0	0	0	0	0	0.000	16	6.3
	STJ	C	5	0	1	1	-1	17	0	0	0	0	0	0	0	0	0	0	0	0	0	0.000	8	0.0
19	x Joey Sides	LW	6	0	2	2	1	2	0	0	0	0	0	0	0	0	0	0	0	0	0	0.000	6	0.0
3	Patrick Cullity (total)	D	21	0	2	2	-2	24	0	0	0	0	0	0	0	0	0	0	0	0	0	0.000	16	0.0
	SPR	D	7	0	0	0	1	12	0	0	0	0	0	0	0	0	0	0	0	0	0	0.000	3	0.0
	STJ	D	14	0	2	2	-3	12	0	0	0	0	0	0	0	0	0	0	0	0	0	0.000	13	0.0
40	Eddie Pasquale	G	43	0	2	2	0	31	0	0	0	0	0	0	0	0	0	0	0	0	0	0.000	0	0.0
9	*x Matthew Kirzinger	C	2	0	1	1	1	0	0	0	0	0	0	0	0	0	0	0	0	0	0	0.000	1	0.0
30	*x Chris Carrozzini	G	3	0	1	1	0	0	0	0	0	0	0	0	0	0	0	0	0	0	0	0.000	0	0.0
47	* Adam Lowry	LW	9	0	1	1	-1	4	0	0	0	0	0	0	0	0	0	0	0	1	0	0.000	14	0.0
47	x Ray Kaunisto	LW	1	0	0	0	-1	0	0	0	0	0	0	0	0	0	0	0	0	0	0	0.000	0	0.0
33	* Juho Olkinuora	G	1	0	0	0	0	0	0	0	0	0	0	0	0	0	0	0	0	0	0	0.000	0	0.0
32	Jake Marto	D	2	0	0	0	0	0	0	0	0	0	0	0	0	0	0	0	0	0	0	0.000	2	0.0
43	x Shawn Weller	LW	3	0	0	0	-1	0	0	0	0	0	0	0	0	0	0	0	0	0	0	0.000	1	0.0
32	x Josh Godfrey	D	4	0	0	0	-1	0	0	0	0	0	0	0	0	0	0	0	0	0	0	0.000	1	0.0
13	* Norm Ezekiel	RW	9	0	0	0	-3	23	0	0	0	0	0	0	0	0	0	0	0	0	0	0.000	4	0.0
38	Ryan Schnell	LW	22	0	0	0	0	57	0	0	0	0	0	0	0	0	0	0	0	0	0	0.000	12	0.0
31	Mark Dekanich	G	35	0	0	0	0	0	0	0	0	0	0	0	0	0	0	0	0	0	0	0.000	0	0.0
	BENCH		76	2				16															2	
	TOTALS		76	195	350	543	-192	1241	63	120	9	12	30	36	11	5	7	3	6	33	2	0.182	2273	0.085

x - inactive, * - rookie

No.	GOALIE	GP	MINS	W	L	SOL	SO	EN	GA	GAA	SOGP	SOW	SOL	SOGA	SOA	SO%	SA	SVS	SV%
40	Eddie Pasquale	43	2452:57	15	23	4	4	9	114	2.79	4	0	4	5	18	0.722	1223	1109	0.907
30	*x Chris Carrozzi	3	150:10	1	1	0	0	0	7	2.80	0	0	0	0	0	0.000	58	51	0.879
31	Mark Dekanich	35	1913:47	16	14	1	2	3	95	2.98	3	2	1	3	14	0.786	909	814	0.895
33	*Juho Olkinuora	1	59:29	0	1	0	0	1	3	3.03	0	0	0	0	0	0.000	25	22	0.880
	Empty Net		37:57						13								13		
	TOTALS	76	4614:20	32	39	5	6	13	232	3.02	7	2	5	8	32	0.750	2228	1996	0.896

x - inactive, * - rookie

HIGHS AND LOWS

MOST GOALS																			
St. John's	8		POR											10/23/12		W 8-7 (OT)			
Opponent	7 (2x)		CT											2/10/13		L 7-3			
			POR											10/23/12		W 8-7 (OT)			
MOST GOALS (PERIOD)																			
St. John's	4 (2x)		PRO											11/25/12		W 6-0			
			POR											10/23/12		W 8-7 (OT)			
Opponent	5		at TOR											2/24/13		L 5-4			
MOST PP ATTEMPTS																			
St. John's	9		BNG											2/1/13		W 4-2			
Opponent	9		at MCH											11/7/12		L 4-1			
MOST PP GOALS																			
St. John's	3 (2x)		MCH											3/1/13		L 5-4 (SO)			
			PRO											11/25/12		W 6-0			
Opponent	3 (2x)		TOR											1/12/13		L 6-2			
			at MCH											11/7/12		L 4-1			
MOST PENALTIES KILLED																			
St. John's	7 (3x)		at POR											3/22/13		L 5-2			
			SYR											3/9/13		L 4-2			
			at ADK											11/28/12		W 3-2			
Opponent	8 (2x)		at NOR											1/19/13		W 1-0			
			ALB											11/7/12		L 5-3			
MOST PENALTY MINUTES																			
St. John's	55		WOR											2/6/13		L 4-0			
Opponent	70		WOR											2/6/13		L 4-0			
Combined	125		WOR											2/6/13		L 4-0			
LARGEST MARGIN OF																			
Victory	6		PRO											11/25/12		W 6-0			
Defeat	5		at POR											2/17/13		L 6-1			
MOST SHOTS																			
St. John's	48		SPR											12/8/12		L 4-2			
Opponent	46 (2x)		HAM											11/20/12		W 3-1			
			POR											10/23/12		W 8-7 (OT)			
MOST SHOTS (PERIOD)																			
St. John's	22		ALB											11/17/12		L 5-3			
Opponent	20		POR											10/23/12		W 8-7 (OT)			
FEWEST SHOTS																			
St. John's	16		at WBS											12/1/12		L 5-3			
Opponent	18 (2x)		at WBS											1/23/13		L 3-0			
			at WOR											11/3/12		W 3-2 (OT)			
FEWEST SHOTS (PERIOD)																			
St. John's	2 (3x)		SYR											3/9/13		L 4-2			
			TOR											1/12/13		L 6-2			
			at MCH											11/7/12		L 4-1			
Opponent	2 (4x)		WBS											4/13/13		L 3-0			
			HER											12/11/12		L 2-1			
			HAM											11/21/12		L 2-1			
			POR											10/24/12		L 4-0			

HIGHS AND LOWS CONT'D

TEAM STREAKS		
Longest Winning Streak	4	3/23/13 to 3/30/13
Longest Home Winning Streak	3	1/13/13 to 2/2/13
Longest Road Winning Streak	4	3/23/13 to 3/30/13
Longest Point Streak	4	1/13/13 to 1/21/13
Longest Home Point Streak	3	1/13/13 to 2/2/13
Longest Road Point Streak	4	3/23/13 to 3/30/13
Longest Losing Streak	5 (2x)	2/5/13 to 2/15/13 12/1/12 to 12/12/12
Longest Home Losing Streak	7	12/7/12 to 1/12/13
Longest Road Losing Streak	3	2/24/13 to 3/22/13
Longest Winless Streak	6	2/24/13 to 3/9/13 (0-4-0-2)
Longest Home Winless Streak	8	2/5/13 to 3/9/13 (0-6-0-2)
Longest Road Winless Streak	3	2/24/13 to 3/22/13 (0-3-0-0)

INDIVIDUAL RECORDS					
Most Goals	3	at CT	2/20/13	O'Dell	
Most Assists	4	at CT	2/20/13	Mouillierat	
Most Points	4 (2x)	MCH	3/1/13	O'Dell	
		at CT	2/20/13	Mouillierat	
Most Shots	8 (2x)	TOR	4/6/13	O'Dell	
		at HAM	2/26/13	Sawada	
Most PP Goals	2	at TOR	4/2/13	Lunden	
Most SH Goals	1 (7x)	WBS	4/14/13	Lunden	
		at WOR	3/30/13	Gregoire	
		at ALB	3/27/13	Gagnon	
		at POR	3/23/13	Macenauer	
		HAM	3/15/13	Gagnon	
		at TOR	2/24/13	Mouillierat	
		WOR	2/5/13	Jaffray	
		at HAM	12/28/12	Cormier	
		POR	10/23/12	Arsene	
Most Penalty Minutes	27	at SYR	1/26/13	Pasquale	
Most Saves	45	HAM	11/20/12	Pasquale	
Longest Goal Streak	6	3/15/13 - 3/27/13		O'Dell	
Longest Assist Streak	5	3/30/13 - 4/10/13		Mouillierat	
Longest Point Streak	12	2/26/13 - 3/30/13		Gagnon	

SPEED RECORDS

SINGLE-GAME RECORD	RECORD	PLAYER(S)	OPPONENT	DATE
Fastest goal to start a game	0:12	Eric O'Dell	Toronto	1/12/13
Fastest goal to start a game - opponent	0:22	Bobby Robins	at Providence	7/4/12
Fastest goal to start a period	0:12 (2x)	Eric O'Dell Eric O'Dell	Toronto Manchester	1/12/13 3/1/13
Fastest goal to start a period - opponent	0:19	Matt Calvert	at Springfield	10/13/12
Fastest two goals	0:10	Paul Postma (10:18 of 3rd) Carl Klingberg (10:28 of 3rd)	at Adirondack	11/28/12
Fastest two goals - opponent	0:27	Brandon Manning (9:22 of 2nd) Shane Harper (9:49 of 2nd)	Adirondack	10/20/12
Fastest three goals	1:26	Ben Maxwell (0:50 of 3rd) Eric O'Dell (1:27 of 3rd) Eric O'Dell (2:24 of 3rd)	Portland	10/23/12
Fastest three goals - opponent	4:32	Paul Lane (15:35 of 1st) Chris Brown (17:57 of 1st) Evan Brophy (19:03 of 1st)	at Portland	2/17/13
Fastest four goals	12:30	Carl Klingberg (1:42 of 3rd) Max Macenauer (4:18 of 3rd) John Albert (7:50 of 3rd) Paul Postma (13:12 of 3rd)	Providence	11/25/12
Fastest four goals - opponent	12:11	Michael Haley (1:08 of 1st) Michael Haley (4:03 of 1st) Kris Newbury (12:01 of 1st) Nick Palmieri (13:19 of 1st)	Connecticut	2/10/13
Fastest two goals - one IceCap	1:03	Eric O'Dell (1:27 and 2:24 of 3rd)	Portland	10/23/12
Fastest two goals - both teams	0:08	Eric O'Dell (1:27 of 3rd) Alex Bolduc (1:35 of 3rd)	Portland	10/23/12

2012-13 INDIVIDUAL SINGLE-GAME RECORDS

SINGLE-GAME RECORD	RECORD	PLAYER(S)	OPPONENT	DATE
Most goals	3	Eric O'Dell	at Connecticut	2/20/13
Most goals - defenceman	1	15 occurrences		
Most goals - rookie	1	10 occurrences		
Most goals - opponent	3	Rob Klinkhammer Gabriel Dumont	Portland at Hamilton	10/23/12 12/28/12
Most assists	4	Kael Mouillierat	at Connecticut	2/20/13
Most assists - defenceman	2	Will O'Neill Derek Meech Zach Redmond Will O'Neill Julian Melchiori Dean Arsene Derek Meech Julian Melchiori	Portland Providence Springfield Connecticut at Manchester at Toronto at Hamilton Hamilton	10/23/12 11/25/12 12/8/12 2/10/13 2/16/13 2/24/13 2/26/13 3/15/13
Most assists - rookie	2	Ivan Telegin Will O'Neill Julian Melchiori Julian Melchiori	Portland Connecticut at Manchester Hamilton	10/23/12 2/10/13 2/16/13 3/15/13
Most assists - opponent	3	Daniil Tarasov Nathan Beaulieu	at Worcester at Hamilton	3/30/13 4/19/13
Most points	4	Kael Mouillierat Eric O'Dell	at Connecticut Manchester	2/20/13 3/1/13
Most points - defenceman	3	Derek Meech	Providence	11/25/12
Most points - rookie	2	Ivan Telegin Ivan Telegin Will O'Neill Julian Melchiori Julian Melchiori	Portland at Springfield Connecticut at Manchester Hamilton	10/23/12 12/15/12 2/10/13 2/16/13 3/15/13
Most points - opponent	5	Rob Klinkhammer	Portland	10/23/12
Most power play goals	2	Josh Lunden	at Toronto	4/21/13
Most power play goals - opponent	2	Brandon Kozun	at Manchester	11/7/12
Most shorthanded goals	1	Spencer Machacek Patrice Cormier Jason Jaffray Kael Mouillierat Aaron Gagnon Max Macenauer Aaron Gagnon Jason Gregoire Josh Lunden	Portland at Hamilton Worcester at Toronto Hamilton at Portland at Albany at Worcester Wilkes-Barre/Scranton	10/23/12 12/28/12 2/5/13 2/24/13 3/15/13 3/23/13 3/27/13 3/30/13 4/14/13
Most shorthanded goals - opponent	1	10 occurrences		
Most shots	8	Ray Sawada Eric O'Dell	at Hamilton Toronto	2/26/13 4/6/13
Most shots - defenceman	7	Paul Postma	Manchester	1/5/13
Most shots - opponent	8	Brayden Schenn	at Adirondack	11/28/12
Most penalty minutes	27	Eddie Pasquale	at Syracuse	1/26/13
Most penalty minutes - opponent	18	Radko Gudas	at Syracuse	1/26/13
Most shots faced	46	Eddie Pasquale	Hamilton	11/20/13
Most shots faced - opponent	48	Curtis McElhinney	Springfield	12/8/12
Most saves	45	Eddie Pasquale		11/20/12
Most saves - opponent	46	Curtis McElhinney	Springfield	12/8/12
Most saves - period	21	Mark Dekanich	Albany	11/17/12
Most saves - period (opponent)	20	Chad Johnson	Portland	10/23/12
Consecutive point streak	12	Aaron Gagnon	2/26/13 to 3/30/13	
Consecutive goal streak	6	Eric O'Dell	3/15/13 to 3/27/13	
Consecutive assist streak	5	Kael Mouillierat	3/30/13 to 4/10/13	
Consecutive starts - goaltender	13	Eddie Pasquale	1/12/13 to 2/9/13	
Consecutive win streak	3	Eddie Pasquale Mark Dekanich	11/25/12 to 11/30/12 3/23/13 to 3/27/13	

2012-13 REGULAR SEASON INDIVIDUAL LEADERS

SKATERS

GAMES PLAYED		GP
1.	Ben Maxwell	74
2.	Dean Arsene	69
3.	Max Macenauer	68

GOALS		G
1.	Eric O'Dell	29
2.	Jason Jaffray	15
3.	Ray Sawada	13

ASSISTS		A
1.	Jason Jaffray	33
2.	Kael Mouillierat	31
3.	Ben Maxwell	29

POINTS		P
1.	Eric O'Dell	55
2.	Jason Jaffray	48
3.	Kael Mouillierat	42

PENALTY MINUTES		PIM
1.	Dean Arsene	96
2.	Ray Sawada	88
3.	Ben Chiarot	81

PLUS / MINUS		+ / -
1.	Eric O'Dell	+9
2.	Travis Ramsey	+4
3.	Tomas Kubalik	+3

POWER PLAY GOALS		PPG
1.	Eric O'Dell	10
T2.	Jason Jaffray	5
T2.	Kael Mouillierat	5
T2.	Patrice Cormier	5
T2.	Spencer Machacek	5

SHORTHANDED GOALS		SHG
1.	Aaron Gagnon	2
T2.	Jason Jaffray	1
T2.	Kael Mouillierat	1
T2.	Spencer Machacek	1
T2.	Max Macenauer	1
T2.	Jason Gregoire	1
T2.	Josh Lunden	1
T2.	Patrice Cormier	1

GAME-WINNING GOALS		GWG
1.	Eric O'Dell	4
T2.	Ben Maxwell	3
T2.	Spencer Machacek	3
T2.	Aaron Gagnon	3
T2.	Derek Meech	3

OVERTIME GOALS		OTG
T1.	Ben Maxwell	1
T1.	Paul Postma	1
T1.	Ben Chiarot	1
T1.	Ivan Telegin	1

SHOOTOUT GOALS		SOG
T1.	Eric O'Dell	1
T1.	Jason Jaffray	1
T1.	Kael Mouillierat	1
T1.	Ben Maxwell	1
T1.	Josh Lunden	1
T1.	Alex Burmistrov	1

EMPTY NET GOALS		ENG
T1.	Jason Jaffray	1
T1.	Ray Sawada	1
T1.	Kevin Clark	1

SHOTS ON GOAL		SH
1.	Ben Maxwell	173
2.	Jason Jaffray	150
3.	Eric O'Dell	144

SHOOTING PERCENTAGE		SH%
1.	Eric O'Dell	20.1%
2.	Aaron Gagnon	17.5%
3.	Josh Lunden	17.4%

2012-13 TEAM AWARD WINNERS

Most Valuable Player: Eric O'Dell

Top Defenceman: Derek Meech

Top Rookie: Julian Melchiori

Community Man of the Year: Jason Jaffray

Fans Choice Award: Jason Jaffray

DIVISIONAL STANDINGS

EASTERN CONFERENCE																
ATLANTIC	GP	W	L	OTL	SOL	PTS	PCT	GF	GA	PIM	HOME	ROAD	LAST TEN	STREAK	S/O	
1. y Providence	76	50	21	0	5	105	0.691	222	183	1246	26-9-0-3	24-12-0-2	9-1-0-0	9-0-0-0	10-5	
2. x Portland	76	41	30	3	2	87	0.572	230	233	1567	24-11-2-1	17-19-1-1	5-5-0-0	0-1-0-0	5-2	
3. x Manchester	76	37	32	3	4	81	0.533	219	209	1022	19-14-2-3	18-18-1-1	6-4-0-0	0-1-0-0	2-4	
4. Worcester	76	31	34	4	7	73	0.480	191	228	1533	13-17-4-4	18-17-0-3	2-5-2-1	1-0-0-1	6-7	
5. St. John's	76	32	36	3	5	72	0.474	195	237	1241	13-19-3-3	19-17-0-2	4-3-2-1	1-0-0-1	2-5	
NORTHEAST	GP	W	L	OTL	SOL	PTS	PCT	GF	GA	PIM	HOME	ROAD	LAST TEN	STREAK	S/O	
1. y Springfield	76	45	22	5	4	99	0.651	235	186	1248	24-10-1-3	21-12-4-1	6-4-0-0	1-0-0-0	5-4	
2. Connecticut	76	35	32	6	3	79	0.520	213	222	1314	20-14-2-2	15-18-4-1	3-6-1-0	0-5-1-0	2-3	
3. Bridgeport	76	32	32	7	5	76	0.500	218	242	1694	19-11-4-4	13-21-3-1	5-4-1-0	1-0-0-0	2-5	
4. Albany	76	31	32	1	12	75	0.493	193	225	1163	14-16-0-8	17-16-1-4	3-6-0-1	0-1-0-0	3-12	
5. Adirondack	76	31	38	3	4	69	0.454	187	223	1472	18-17-1-2	13-21-2-2	4-4-1-1	1-0-0-0	5-4	
EAST	GP	W	L	OTL	SOL	PTS	PCT	GF	GA	PIM	HOME	ROAD	LAST TEN	STREAK	S/O	
1. y Syracuse	76	43	22	6	5	97	0.638	247	201	1612	19-12-4-3	24-10-2-2	4-3-3-0	0-1-0-0	4-5	
2. x Binghamton	76	44	24	1	7	96	0.632	227	188	1409	25-9-1-3	19-15-0-4	5-3-0-2	2-0-0-0	4-7	
3. x W-B/Scranton	76	42	30	2	2	88	0.579	185	178	1590	19-15-2-2	23-15-0-0	7-2-0-1	0-2-0-0	7-2	
4. x Hershey	76	36	31	3	6	81	0.533	204	196	1062	18-15-3-2	18-16-0-4	5-5-0-0	1-0-0-0	4-6	
5. Norfolk	76	37	34	4	1	79	0.520	188	207	1483	22-13-3-0	15-21-1-1	5-5-0-0	0-4-0-0	7-1	
WESTERN CONFERENCE																
NORTH	GP	W	L	OTL	SOL	PTS	PCT	GF	GA	PIM	HOME	ROAD	LAST TEN	STREAK	S/O	
1. y Toronto	76	43	23	3	7	96	0.632	237	199	1194	26-8-1-3	17-15-2-4	6-2-1-1	3-0-0-1	4-7	
2. x Rochester	76	43	29	3	1	90	0.592	234	209	1093	22-15-0-1	21-14-3-0	7-3-0-0	2-0-0-0	10-1	
3. Lake Erie	76	35	31	3	7	80	0.526	211	220	1400	16-16-2-4	19-15-1-3	7-3-0-0	1-0-0-0	6-7	
4. Abbotsford	76	34	32	4	6	78	0.513	171	198	1070	23-12-2-1	11-20-2-5	5-4-1-0	0-2-0-0	7-6	
5. Hamilton	76	29	41	1	5	64	0.421	159	228	1447	18-17-1-2	11-24-0-3	3-7-0-0	0-2-0-0	3-5	
MIDWEST	GP	W	L	OTL	SOL	PTS	PCT	GF	GA	PIM	HOME	ROAD	LAST TEN	STREAK	S/O	
1. y Grand Rapids	76	42	26	4	4	92	0.605	234	205	1219	21-12-3-2	21-14-1-2	4-4-1-1	1-0-0-0	5-4	
2. x Milwaukee	76	41	28	4	3	89	0.586	197	200	1013	21-12-3-2	20-16-1-1	7-3-0-0	4-0-0-0	3-3	
3. Rockford	76	42	31	2	1	87	0.572	246	225	1716	21-17-0-0	21-14-2-1	8-2-0-0	4-0-0-0	5-1	
4. Chicago	76	37	30	5	4	83	0.546	204	207	1090	20-12-2-4	17-18-3-0	4-6-0-0	0-2-0-0	6-4	
5. Peoria	76	33	35	5	3	74	0.487	183	218	1014	20-13-2-3	13-22-3-0	3-6-1-0	0-3-1-0	6-3	
SOUTH	GP	W	L	OTL	SOL	PTS	PCT	GF	GA	PIM	HOME	ROAD	LAST TEN	STREAK	S/O	
1. y Texas	76	43	22	5	6	97	0.638	235	201	923	18-13-2-5	25-9-3-1	5-5-0-0	0-2-0-0	6-6	
2. x Charlotte	76	42	26	4	4	92	0.605	226	202	914	19-16-2-1	23-10-2-3	4-3-2-1	1-0-0-0	3-4	
3. x Oklahoma City	76	40	25	2	9	91	0.599	240	228	1091	22-11-2-3	18-14-0-6	7-2-0-1	3-0-0-0	4-9	
4. x Houston	76	40	26	5	5	90	0.592	212	199	1005	21-11-3-3	19-15-2-2	7-3-0-0	0-1-0-0	5-5	
5. San Antonio	76	29	38	2	7	67	0.441	195	241	1163	16-17-0-5	13-21-2-2	0-8-1-1	0-9-1-1	3-7	



CONFERENCE STANDINGS

EASTERN CONFERENCE															
	GP	W	L	OTL	SOL	PTS	PCT	GF	GA	PIM	HOME	ROAD	LAST TEN	STREAK	S/O
1. *y Providence	76	50	21	0	5	105	0.691	222	183	1246	26-9-0-3	24-12-0-2	9-1-0-0	9-0-0-0	10-5
2. *y Springfield	76	45	22	5	4	99	0.651	235	186	1248	24-10-1-3	21-12-4-1	6-4-0-0	1-0-0-0	5-4
3. *y Syracuse	76	43	22	6	5	97	0.638	247	201	1612	19-12-4-3	24-10-2-2	4-3-3-0	0-1-0-0	4-5
4. x Binghamton	76	44	24	1	7	96	0.632	227	188	1409	25-9-1-3	19-15-0-4	5-3-0-2	2-0-0-0	4-7
5. x W-B/Scranton	76	42	30	2	2	88	0.579	185	178	1590	19-15-2-2	23-15-0-0	7-2-1-0	0-2-0-0	7-2
6. x Portland	76	41	30	3	2	87	0.572	230	233	1567	24-11-2-1	17-19-1-1	5-5-0-0	0-1-0-0	5-2
7. x Manchester	76	37	32	3	4	81	0.533	219	209	1022	19-14-2-3	18-18-1-1	6-4-0-0	0-1-0-0	2-4
8. x Hershey	76	36	31	3	6	81	0.533	204	196	1062	18-15-3-2	18-16-0-4	5-5-0-0	1-0-0-0	4-6
9. Connecticut	76	35	32	6	3	79	0.520	213	222	1314	20-14-2-2	15-18-4-1	3-6-1-0	0-5-1-0	2-3
10. Norfolk	76	37	34	4	1	79	0.520	188	207	1483	22-13-3-0	15-21-1-1	5-5-0-0	0-4-0-0	7-1
11. Bridgeport	76	32	32	7	5	76	0.500	218	242	1694	19-11-4-4	13-21-3-1	5-4-1-0	1-0-0-0	2-5
12. Albany	76	31	32	1	12	75	0.493	193	225	1163	14-16-0-8	17-16-1-4	3-6-0-1	0-1-0-0	3-12
13. Worcester	76	31	34	4	7	73	0.480	191	228	1533	13-17-4-4	18-17-0-3	2-5-2-1	1-0-0-1	6-7
14. St. John's	76	32	36	3	5	72	0.474	195	237	1241	13-19-3-3	19-17-0-2	4-3-2-1	1-0-0-1	2-5
15. Adirondack	76	31	38	3	4	69	0.454	187	223	1472	18-17-1-2	13-21-2-2	4-4-1-1	1-0-0-0	5-4
WESTERN CONFERENCE															
	GP	W	L	OTL	SOL	PTS	PCT	GF	GA	PIM	HOME	ROAD	LAST TEN	STREAK	S/O
1. *y Texas	76	43	22	5	6	97	0.638	235	201	923	18-13-2-5	25-9-3-1	5-5-0-0	0-2-0-0	6-6
2. *y Toronto	76	43	23	3	7	96	0.632	237	199	1194	26-8-1-3	17-15-2-4	6-2-1-1	3-0-0-1	4-7
3. *y Grand Rapids	76	42	26	4	4	92	0.605	234	205	1219	21-12-3-2	21-14-1-2	4-4-1-1	1-0-0-0	5-4
4. x Charlotte	76	42	26	4	4	92	0.605	226	202	914	19-16-2-1	23-10-2-3	4-3-2-1	1-0-0-0	3-4
5. x Oklahoma City	76	40	25	2	9	91	0.599	240	228	1091	22-11-2-3	18-14-0-6	7-2-0-1	3-0-0-0	4-9
6. x Houston	76	40	26	5	5	90	0.592	212	199	1005	21-11-3-3	19-15-2-2	7-3-0-0	0-1-0-0	5-5
7. x Rochester	76	43	29	3	1	90	0.592	234	209	1093	22-15-0-1	21-14-3-0	7-3-0-0	2-0-0-0	10-1
8. x Milwaukee	76	41	28	4	3	89	0.586	197	200	1013	21-12-3-2	20-16-1-1	7-3-0-0	4-0-0-0	3-3
9. Rockford	76	42	31	2	1	87	0.572	246	225	1716	21-17-0-0	21-14-2-1	8-2-0-0	4-0-0-0	5-1
10. Chicago	76	37	30	5	4	83	0.546	204	207	1090	20-12-2-4	17-18-3-0	4-6-0-0	0-2-0-0	6-4
11. Lake Erie	76	35	31	3	7	80	0.526	211	220	1400	16-16-2-4	19-15-1-3	7-3-0-0	1-0-0-0	6-7
12. Abbotsford	76	34	32	4	6	78	0.513	171	198	1070	23-12-2-1	11-20-2-5	5-4-1-0	0-2-0-0	7-6
13. Peoria	76	33	35	5	3	74	0.487	183	218	1014	20-13-2-3	13-22-3-0	3-6-1-0	0-3-1-0	6-3
14. San Antonio	76	29	38	2	7	67	0.441	195	241	1163	16-17-0-5	13-21-2-2	0-8-1-1	0-9-1-1	3-7
15. Hamilton	76	29	41	1	5	64	0.421	159	228	1447	18-17-1-2	11-24-0-3	3-7-0-0	0-2-0-0	3-5

* = Division leaders are seeded 1, 2, and 3 in Conference standings.

Eight teams in each conference qualify for the playoffs: the three division winners are seeded first through third in order of points, and the next five teams in order of points are seeded fourth through eighth.



OVERALL STANDINGS

	GP	W	L	OTL	SOL	PTS	PCT	GF	GA	PIM	HOME	ROAD	LAST TEN	STREAK	S/O
1. y Providence	76	50	21	0	5	105	0.691	222	183	1246	26-9-0-3	24-12-0-2	9-1-0-0	9-0-0-0	10-5
2. y Springfield	76	45	22	5	4	99	0.651	235	186	1248	24-10-1-3	21-12-4-1	6-4-0-0	1-0-0-0	5-4
3. y Syracuse	76	43	22	6	5	97	0.638	247	201	1612	19-12-4-3	24-10-2-2	4-3-3-0	0-1-0-0	4-5
4. y Texas	76	43	22	5	6	97	0.638	235	201	923	18-13-2-5	25-9-3-1	5-5-0-0	0-2-0-0	6-6
5. x Binghamton	76	44	24	1	7	96	0.632	227	188	1409	25-9-1-3	19-15-0-4	5-3-0-2	2-0-0-0	4-7
6. y Toronto	76	43	23	3	7	96	0.632	237	199	1194	26-8-1-3	17-15-2-4	6-2-1-1	3-0-0-1	4-7
7. y Grand Rapids	76	42	26	4	4	92	0.605	234	205	1219	21-12-3-2	21-14-1-2	4-4-1-1	1-0-0-0	5-4
8. x Charlotte	76	42	26	4	4	92	0.605	226	202	914	19-16-2-1	23-10-2-3	4-3-2-1	1-0-0-0	3-4
9. x Oklahoma City	76	40	25	2	9	91	0.599	240	228	1091	22-11-2-3	18-14-0-6	7-2-0-1	3-0-0-0	4-9
10. x Houston	76	40	26	5	5	90	0.592	212	199	1005	21-11-3-3	19-15-2-2	7-3-0-0	0-1-0-0	5-5
11. x Rochester	76	43	29	3	1	90	0.592	234	209	1093	22-15-0-1	21-14-3-0	7-3-0-0	2-0-0-0	10-1
12. x Milwaukee	76	41	28	4	3	89	0.586	197	200	1013	21-12-3-2	20-16-1-1	7-3-0-0	4-0-0-0	3-3
13. x W-B/Scranton	76	42	30	2	2	88	0.579	185	178	1590	19-15-2-2	23-15-0-0	7-2-0-1	0-2-0-0	7-2
14. Rockford	76	42	31	2	1	87	0.572	246	225	1716	21-17-0-0	21-14-2-1	8-2-0-0	4-0-0-0	5-1
15. x Portland	76	41	30	3	2	87	0.572	230	233	1567	24-11-2-1	17-19-1-1	5-5-0-0	0-1-0-0	5-2
16. Chicago	76	37	30	5	4	83	0.546	204	207	1090	20-12-2-4	17-18-3-0	4-6-0-0	0-2-0-0	6-4
17. x Hershey	76	36	31	3	6	81	0.533	204	196	1062	18-15-3-2	18-16-0-4	5-5-0-0	1-0-0-0	4-6
18. x Manchester	76	37	32	3	4	81	0.533	219	209	1022	19-14-2-3	18-18-1-1	6-4-0-0	0-1-0-0	2-4
19. Lake Erie	76	35	31	3	7	80	0.526	211	220	1400	16-16-2-4	19-15-1-3	7-3-0-0	1-0-0-0	6-7
20. Connecticut	76	35	32	6	3	79	0.520	213	222	1314	20-14-2-2	15-18-4-1	3-6-1-0	0-5-1-0	2-3
21. Norfolk	76	37	34	4	1	79	0.520	188	207	1483	22-13-3-0	15-21-1-1	5-5-0-0	0-4-0-0	7-1
22. Abbotsford	76	34	32	4	6	78	0.513	171	198	1070	21-12-2-1	11-20-2-5	5-4-1-0	4-0-0-0	7-6
23. Bridgeport	76	32	32	7	5	76	0.500	218	242	1694	19-11-4-4	13-21-3-1	5-4-1-0	1-0-0-0	2-5
24. Albany	76	31	32	1	12	75	0.493	193	225	1163	14-16-0-8	17-16-1-4	3-6-0-1	0-1-0-0	3-12
25. Peoria	76	33	35	5	3	74	0.487	183	218	1014	20-13-2-3	13-22-3-0	3-6-1-0	0-3-1-0	6-3
26. Worcester	76	31	34	4	7	73	0.480	191	228	1533	13-17-4-4	18-17-0-3	2-5-2-1	1-0-0-1	6-7
27. St. John's	76	32	36	3	5	72	0.474	195	237	1241	13-19-3-3	19-17-0-2	4-3-2-1	1-0-0-1	2-5
28. Adirondack	76	31	38	3	4	69	0.454	187	223	1472	18-17-1-2	13-21-2-2	4-4-1-1	1-0-0-0	5-4
29. San Antonio	76	29	38	2	7	67	0.441	195	241	1163	16-17-0-5	13-21-2-2	0-8-1-1	0-9-1-1	3-7
30. Hamilton	76	29	41	1	5	64	0.421	159	228	1447	18-17-1-2	11-24-0-3	3-7-0-0	0-2-0-0	3-5

ATTENDANCE TOTALS

TEAM	TOTAL	GAMES	AVERAGE
Hershey	381,764	38	10,046
Chicago	312,732	38	8,230
Providence	311,127	38	8,188
Grand Rapids	291,892	38	7,681
Lake Erie	291,828	38	7,680
San Antonio	268,560	38	7,067
Houston	258,122	38	6,793
Charlotte	257,688	38	6,781
Toronto	253,868	38	6,681
Rochester	239,914	38	6,314
St. John's	238,906	38	6,287
W-B/Scranton	229,453	38	6,038
Manchester	216,816	38	5,706
Milwaukee	213,700	38	5,624
Norfolk	207,156	38	5,451
Syracuse	205,155	38	5,399

TEAM	TOTAL	GAMES	AVERAGE
Hamilton	203,012	38	5,342
Bridgeport	201,402	38	5,300
Texas	195,533	38	5,146
Peoria	191,024	38	5,027
Rockford	173,292	38	4,560
Connecticut	172,506	38	4,540
Portland	168,890	38	4,444
Worcester	166,203	38	4,374
Adirondack	151,553	38	3,988
Springfield	148,442	38	3,906
Albany	146,696	38	3,860
Abbotsford	143,571	38	3,778
Binghamton	135,260	38	3,559
Oklahoma City	134,030	38	3,527
TOTAL	6,510,095	1140	5,710

OVERALL LEADERS

#	POINTS	TEAM	GP	G	A	PTS
1	Brandon Pirri	RFD	76	22	53	75
2	Jeff Taffe	HER	73	18	53	71
3	Chad Kolarik	WBS	76	31	37	68
4	Mark Arcobello	OKC	74	22	46	68
5	Linden Vey	MCH	74	22	45	67
6	Jonathan Audy-Marchessault	SPR	74	21	46	67
7	T.J. Hensick	PEO	76	19	48	67
8	Tyler Johnson	SYR	62	37	28	65
9	Brett Connolly	SYR	71	31	32	63
10	Kris Newbury	CT	70	20	42	62
11	Mark Mancari	RCH	76	22	39	61
12	Chris Terry	CHA	70	25	35	60
13	x Gustav Nyquist	GR	58	23	37	60
14	Martin St. Pierre	RFD	76	26	33	59
15	Jeremy Morin	RFD	67	30	28	58
16	Darren Haydar	CHI	71	20	37	57
17	* Ryan Spooner	PRO	59	17	40	57
18	Brandon Kozun	MCH	74	26	30	56
19	Justin Fontaine	HOU	64	23	33	56
20	Eric O'Dell	STJ	59	29	26	55

#	GOALS	TEAM	GP	G
1	Tyler Johnson	SYR	62	37
2	x Matt Fraser	TEX	62	33
3	Chad Kolarik	WBS	76	31
4	Brett Connolly	SYR	71	31
	several tied at			30

#	ASSISTS	TEAM	GP	A
1	Jeff Taffe	HER	73	53
2	Brandon Pirri	RFD	76	53
3	T.J. Hensick	PEO	76	48
4	Mark Arcobello	OKC	74	46
5	Jonathan Audy-Marchessault	SPR	74	46

#	PENALTY MINUTES	TEAM	GP	PIM
1	Bobby Robins	PRO	74	316
2	Nathan McIver	BRI	62	287
3	* Bobby Farnham	WBS	65	274
4	Zack Stortini	HAM	73	241
5	Matt Pelech	WOR	58	238

#	MINOR PENALTIES	TEAM	MINORS
1	Bobby Robins	PRO	51
2	Nathan McIver	BRI	46
3	Hugh Jessiman	BNG	45
4	x Radko Gudas	SYR	43
5	Joonas Jarvinen	MIL	42

#	MAJOR PENALTIES	TEAM	MAJORS
1	Bobby Robins	PRO	36
2	Zack Stortini	HAM	27
3	Brett Gallant	BRI	26
4	Nathan McIver	BRI	25
	several tied at		22

#	POWER-PLAY GOALS	TEAM	PPG
1	x Matt Fraser	TEX	17
2	Chad Kolarik	WBS	15
3	* Chris Brown	POR	14
4	Jamie Tardif	PRO	13
	several tied at		12

#	SHORTHANDED GOALS	TEAM	SHG
1	Derek Grant	BNG	5
2	Colton Sceviour	TEX	4
	several tied at		3

#	POWER-PLAY ASSISTS	TEAM	PPA
1	Jeff Taffe	HER	21
2	Brian Connolly	HOU	20
3	Nick Drazenovic	SPR	20
4	Trevor Smith	WBS	20
5	Danny Syvret	ADK	20

#	SHORTHANDED ASSISTS	TEAM	SHA
1	Phil Varone	RCH	4
2	* x Jean-Gabriel Pageau	BNG	4
3	Landon Ferraro	GR	4
	several tied at		3

#	POWER-PLAY POINTS	TEAM	PP PTS
1	Chad Kolarik	WBS	30
2	Nick Drazenovic	SPR	29
3	Jeff Taffe	HER	27
4	Trevor Smith	WBS	27
	several tied at		26

#	SHORTHANDED POINTS	TEAM	SH PTS
1	Landon Ferraro	GR	7
2	* x Jean-Gabriel Pageau	BNG	6
3	Corey Cowick	BNG	6
	several tied at		5

#	SHOTS	TEAM	SHOTS
1	Mark Mancari	RCH	279
2	Chad Kolarik	WBS	243
3	Mark Arcobello	OKC	236
4	Jonathan Audy-Marchessault	SPR	233
5	Nino Niederreiter	BRI	230

#	SHOOTING %	TEAM	GOALS	SHOTS	PCT
1	x Ryan Hamilton	TOR	30	116	25.9
2	x Jordan Eberle	OKC	25	106	23.6
3	x Keith Aucoin	TOR	10	47	21.3
4	* Mike Sgarbossa	LE	19	90	21.1
	several tied at				20.1

Shooting % - Minimum of 36 shots.

#	SHOOTOUT GOALS	TEAM	SO G
1	Darren Haydar	CHI	6
2	Mike Siso	ALB	6
3	* Chad Billins	GR	5
4	Stephane Da Costa	BNG	5
	several tied at		4

#	SHOOTOUT %	TEAM	SO G	SO ATT	SO PCT
1	* Chad Billins	GR	5	5	1.000
2	x Blair Jones	ABB	3	3	1.000
3	* x Stanislav Galiev	HER	2	2	1.000
4	Tye McGinn	ADK	2	2	1.000
5	Bryan Lerg	LE	4	5	0.800

Shooting % - Minimum of 2 attempts.

#	GAME-WINNING GOALS	TEAM	GWG
1	Brett Connolly	SYR	8
2	Chris Terry	CHA	8
3	* x Jason Zucker	HOU	8
4	Ben Smith	RFD	8
	several tied at		7

#	PLUS-MINUS	TEAM	+/-
1	x Radko Gudas	SYR	32
2	x Eric Gryba	BNG	28
3	Jean-Philippe Cote	SYR	27
4	Ondrej Palat	SYR	26
5	Tyler Johnson	SYR	26

#	SO-WINNING GOALS	TEAM	SOGW
1	Alex Biega	RCH	3
2	Josh Brittain	NOR	3
3	* Johan Larsson	RCH	3
4	T.J. Hensick	PEO	3
	several tied at		2

x - inactive, * - rookie



GOALTENDING LEADERS

#	TEAM	GP	MIN	W	L	OTL	SOL	EN	SO	GA	GAA	SOGP	SOW	SOL	SOGA	SOA	SO%	SA	SVS	SV%	
1	Jeff Zatkoff	WBS	49	2799:19	26	20	0	0	4	5	90	1.93	4	4	0	6	23	0.739	1131	1041	0.920
2	Danny Taylor	ABB	40	2108:22	18	10	0	2	4	3	72	2.05	4	2	2	10	24	0.583	927	855	0.922
3	*Robin Lehner	BNG	31	1841:15	18	10	0	2	1	3	65	2.12	4	2	2	6	22	0.727	1046	981	0.938
4	*Magnus Hellberg	MIL	39	2107:14	22	13	0	0	2	6	75	2.14	2	2	0	2	10	0.800	991	916	0.924
5	*Niklas Svedberg	PRO	48	2872:36	37	8	0	2	2	4	104	2.17	10	8	2	13	62	0.790	1384	1280	0.925
6	*Frederik Andersen	NOR	47	2684:34	24	18	0	1	4	4	98	2.19	3	2	1	6	15	0.600	1387	1289	0.929
7	*Philipp Grubauer	HER	28	1623:46	15	9	0	2	3	2	61	2.25	4	2	2	6	20	0.700	756	695	0.919
8	*Justin Peters	CHA	37	2071:49	22	12	0	1	2	6	79	2.29	2	1	1	2	8	0.750	1006	927	0.921
9	Michael Hutchinson	PRO	30	1748:56	13	13	0	3	5	3	67	2.30	5	2	3	9	30	0.700	778	711	0.914
10	Curtis McElhinney	SPR	49	2926:26	29	16	0	3	1	9	113	2.32	5	2	3	8	25	0.680	1462	1349	0.923
11	*Petr Mrazek	GR	42	2497:31	23	16	0	2	4	1	97	2.33	5	3	2	8	26	0.692	1150	1053	0.916
12	Cristopher Nilstorp	TEX	39	2146:22	19	13	0	3	1	4	85	2.38	6	3	3	11	44	0.750	916	831	0.907
13	*Dustin Tokarski	HAM	48	2717:17	24	16	0	4	6	6	108	2.38	5	1	4	10	24	0.583	1193	1085	0.909
14	Mike McKenna	PEO	39	2307:20	19	18	0	1	6	4	93	2.42	6	5	1	4	25	0.840	1209	1116	0.923
15	Matt Climie	CHI	53	3093:51	24	25	0	3	5	6	125	2.42	7	4	3	11	34	0.676	1577	1452	0.921
16	*Calvin Pickard	LE	47	2749:16	20	19	0	5	3	5	113	2.47	8	3	5	16	42	0.619	1381	1268	0.918
17	Barry Brust	ABB	35	1894:02	13	19	0	2	2	5	79	2.50	7	5	2	9	40	0.775	884	805	0.911
18	Martin Jones	MCH	56	3346:51	27	25	0	4	8	5	141	2.53	5	1	4	13	24	0.458	1742	1601	0.919
19	David Leggio	RCH	64	3799:30	38	24	0	1	8	4	162	2.56	10	9	1	11	54	0.796	2119	1957	0.924
20	Riku Helenius	SYR	32	1772:01	17	14	0	0	1	4	76	2.57	2	2	0	2	10	0.800	758	682	0.900

#	WINS	TEAM	WINS
1	David Leggio	RCH	38
2	*Niklas Svedberg	PRO	37
3	Curtis McElhinney	SPR	29
4	Martin Jones	MCH	27
	several tied at		26

#	SAVE %	TEAM	GOALS	SAVES	SV%
1	*Robin Lehner	BNG	65	981	0.938
2	*Frederik Andersen	NOR	98	1289	0.929
3	*Niklas Svedberg	PRO	104	1280	0.925
4	*Magnus Hellberg	MIL	75	916	0.924
5	David Leggio	RCH	162	1957	0.924

#	LOSSES	TEAM	LOSSES
1	Cameron Talbot	CT	28
2	Martin Jones	MCH	25
3	Matt Climie	CHI	25
4	David Leggio	RCH	24
5	Eddie Pasquale	STJ	23

#	SHOOTOUT WINS	TEAM	WINS
1	David Leggio	RCH	9
2	*Niklas Svedberg	PRO	8
3	Matt Hackett	RCH	6
4	Mike McKenna	PEO	5
5	Barry Brust	ABB	5

#	MINUTES	TEAM	MIN
1	David Leggio	RCH	3799:30
2	Martin Jones	MCH	3346:51
3	Cameron Talbot	CT	3104:58
4	Matt Climie	CHI	3093:51
5	Curtis McElhinney	SPR	2926:26

#	SHOOTOUT LOSSES	TEAM	LOSSES
1	Keith Kinkaid	ALB	6
2	Yann Danis	OKC	6
3	Dov Grumet-Morris	SA	5
4	*Calvin Pickard	LE	5
5	Jeff Frazee	ALB	5

#	SHUTOUTS	TEAM	SHUTOUTS
1	Curtis McElhinney	SPR	9
2	*Justin Peters	CHA	6
3	*Magnus Hellberg	MIL	6
4	*Dustin Tokarski	HAM	6
5	Matt Climie	CHI	6

#	SHOOTOUT %	TEAM	SAVES	ATTEMPTS	SV%
1	*Allen York	SPR	9	9	1.000
2	*Viktor Fasth	NOR	5	5	1.000
3	Henrik Karlsson	RFD	10	11	0.909
4	*Igor Bobkov	NOR	19	22	0.864
5	*Mike Lee	POR	12	14	0.857

#	SAVES	TEAM	SAVES
1	David Leggio	RCH	1957
2	Martin Jones	MCH	1601
3	Cameron Talbot	CT	1532
4	Matt Climie	CHI	1452
5	Curtis McElhinney	SPR	1349

Shootout % - Minimum of 5 attempts.
x - inactive, * - rookie

ROOKIE LEADERS

#	POINTS	TEAM	GP	G	A	PTS
1	* Ryan Spooner	PRO	59	17	40	57
2	* Brock Nelson	BRI	66	25	27	52
3	* Andrew Agozzino	LE	76	20	32	52
4	* Tyler Toffoli	MCH	58	28	23	51
5	* x Jason Zucker	HOU	55	24	26	50
6	* x Justin Schultz	OKC	34	18	30	48
7	* Chris Brown	POR	68	29	18	47
8	* Tanner Pearson	MCH	64	19	28	47
9	* Adam Clendening	RFD	67	9	37	46
10	* Toni Rajala	OKC	46	17	28	45
11	* Torey Krug	PRO	63	13	32	45
12	* x Sami Vatanen	NOR	62	9	36	45
13	* Mike Sgarbossa	LE	57	19	25	44
14	* Paul Carey	LE	72	19	22	41
15	* Johan Larsson	RCH	69	16	25	41
16	* x Alex Killorn	SYR	44	16	22	38
17	* Mark Stone	BNG	54	15	23	38
18	* Austin Watson	MIL	72	20	17	37
19	* Chad Billins	GR	76	10	27	37
20	* Riley Sheahan	GR	72	16	20	36

#	MINOR PENALTIES	TEAM	MINORS
1	* Bobby Farnham	WBS	37
2	* x Alex Petrovic	SA	31
3	* Chris Wagner	NOR	30
4	* x Chris Kreider	CT	29
	several tied at		28

#	POWER-PLAY GOALS	TEAM	PPG
1	* Chris Brown	POR	14
2	* x Jason Zucker	HOU	12
3	* Brock Nelson	BRI	11
4	* Mike Sgarbossa	LE	8
5	* Ryan Spooner	PRO	8

#	POWER-PLAY ASSISTS	TEAM	PPA
1	* x Sami Vatanen	NOR	19
2	* x Justin Schultz	OKC	18
3	* Adam Clendening	RFD	17
4	* Ryan Spooner	PRO	16
	several tied at		15

#	POWER-PLAY POINTS	TEAM	PP PTS
1	* x Justin Schultz	OKC	25
2	* x Jason Zucker	HOU	24
3	* Ryan Spooner	PRO	24
4	* x Sami Vatanen	NOR	24
5	* Adam Clendening	RFD	23

#	GOALS	TEAM	GP	G
1	* Chris Brown	POR	68	29
2	* Tyler Toffoli	MCH	58	28
3	* Brock Nelson	BRI	66	25
4	* x Jason Zucker	HOU	55	24
	several tied at			20

#	ASSISTS	TEAM	GP	A
1	* Ryan Spooner	PRO	59	40
2	* Adam Clendening	RFD	73	37
3	* x Sami Vatanen	NOR	62	36
4	* Torey Krug	PRO	63	32
5	* Andrew Agozzino	LE	76	32

#	PENALTY MINUTES	TEAM	GP	PIM
1	* Bobby Farnham	WBS	65	274
2	* Dalton Smith	SPR	67	128
3	* Dylan McIlrath	CT	45	125
4	* Daniel Maggio	LE	26	112
	several tied at			111

#	MAJOR PENALTIES	TEAM	MAJORS
1	* Bobby Farnham	WBS	22
2	* Dalton Smith	SPR	14
3	* Dylan McIlrath	CT	13
4	* Daniel Maggio	LE	12
	several tied at		11

#	SHORTHANDED GOALS	TEAM	SHG
1	* Tyler Toffoli	MCH	3
	several tied at		2

#	SHORTHANDED ASSISTS	TEAM	SHA
1	* x Jean-Gabriel Pageau	BNG	4
	several tied at		2

#	SHORTHANDED POINTS	TEAM	SH PTS
1	* x Jean-Gabriel Pageau	BNG	6
2	* Brock Nelson	BRI	4
3	* Paul Carey	LE	4
	several tied at		3

#	SHOOTOUT GOALS	TEAM	SO G
1	* Chad Billins	GR	5
	several tied at		4

#	SHOOTOUT %	TEAM	SO G	SO ATT	SO PCT
1	* Chad Billins	GR	5	5	1.000
2	* x Stanislav Galiev	HER	2	2	1.000
	several tied at				0.750

Shootout % - Minimum of 2 attempts.

#	GAME-WINNING GOALS	TEAM	GWG
1	* x Jason Zucker	HOU	8
2	* Chris Brown	POR	7
3	* Brock Nelson	BRI	6
4	* Tyler Rueggsegger	ABB	5
	several tied at		4

#	SO-WINNING GOALS	TEAM	SOGW
1	* Johan Larsson	RCH	3
2	* x Stanislav Galiev	HER	2
3	* Chad Billins	GR	2
4	* Mike Sgarbossa	LE	2
	several tied at		1

x - inactive, * - rookie

DEFENCEMEN LEADERS

#	POINTS	TEAM	GP	G	A	PTS
1	* x Justin Schultz	OKC	34	18	30	48
2	Matt Donovan	BRI	75	14	34	48
3	* Adam Clendening	RFD	73	9	37	46
4	* Torey Krug	PRO	63	13	32	45
5	* x Sami Vatanen	NOR	62	9	36	45
6	Mark Barberio	SYR	73	8	34	42
7	Danny Syvret	ADK	76	6	34	40
8	David Rundblad	POR	50	9	30	39
9	Nick Holden	SPR	73	9	30	39
10	Logan Pyett	CT	74	7	32	39
11	Brian Connelly	HOU	54	5	34	39
12	* Chad Billins	GR	76	10	27	37
13	Brayden McNabb	RCH	62	5	31	36
14	x T.J. Brennan	RCH	36	14	21	35
15	Mike Vernace	CT	69	8	27	35
16	x Mike Kostka	TOR	34	6	28	34
17	* Karl Stollery	LE	72	5	29	34
	several tied at					33

#	MINOR PENALTIES	TEAM	MINORS
1	Nathan McIver	BRI	46
2	x Radko Gudas	SYR	43
3	Joonas Jarvinen	MIL	42
4	Matt Donovan	BRI	41
	several tied at		39

#	POWER-PLAY GOALS	TEAM	PPG
	several tied at		7

#	GOALS	TEAM	GP	G
1	* x Justin Schultz	OKC	34	18
2	Tomas Kundratek	HER	49	16
3	Matt Donovan	BRI	75	14
4	x T.J. Brennan	RCH	36	14
5	* Torey Krug	PRO	63	13

#	PLUS-MINUS	TEAM	+/-
1	* Mark Stone	BNG	21
2	* Tyler Toffoli	MCH	20
3	* Dmitry Korobov	SYR	20
4	* Martin Marincin	OKC	20
	several tied at		19

#	ASSISTS	TEAM	GP	A
1	* Adam Clendening	RFD	73	37
2	* x Sami Vatanen	NOR	62	36
	several tied at			34

#	PENALTY MINUTES	TEAM	GP	PIM
1	Nathan McIver	BRI	62	287
2	x Radko Gudas	SYR	57	207
3	Mark Borowiecki	BNG	53	157
4	x Steve Oleksy	HER	55	151
5	Brennan Evans	GR	76	148

#	MAJOR PENALTIES	TEAM	MAJORS
1	Nathan McIver	BRI	25
2	Cullen Eddy	ADK	16
3	Mark Borowiecki	BNG	15
4	Brennan Evans	GR	14
	several tied at		13

#	SHORTHANDED GOALS	TEAM	SHG
1	* x Justin Schultz	OKC	2
2	x T.J. Brennan	RCH	2
3	Tyler Eckford	BNG	2
	several tied at		1

#	POWER-PLAY ASSISTS	TEAM	PPA
1	Brian Connelly	HOU	20
2	Danny Syvret	ADK	20
3	* x Sami Vatanen	NOR	19
4	Mark Barberio	SYR	19
	several tied at		18

#	POWER-PLAY POINTS	TEAM	PP PTS
1	* x Justin Schultz	OKC	25
2	Danny Syvret	ADK	25
3	* x Sami Vatanen	NOR	24
4	Mark Barberio	SYR	24
	several tied at		23

#	SHOTS	TEAM	SHOTS
1	Mark Barberio	SYR	209
2	Danny Syvret	ADK	194
3	x Brandon Manning	ADK	174
4	Kevin Connaughton	TEX	157
5	Matt Donovan	BRI	151

#	SHOOTOUT GOALS	TEAM	SOG
1	* Chad Billins	GR	5
	several tied at		3

#	GAME-WINNING GOALS	TEAM	GWG
1	Logan Pyett	CT	4
2	* Cameron Schilling	HER	4
	several tied at		3

#	SO-WINNING GOALS	TEAM	SOGW
1	Alex Biega	RCH	3
2	* Chad Billins	GR	2
3	Danny Syvret	ADK	2
	several tied at		1

#	SHORTHANDED ASSISTS	TEAM	SHA
1	Brayden McNabb	RCH	3
2	Dean Arsene	STJ	3
3	Andrew Bodnarchuk	MCH	3
	several tied at		2

#	SHORTHANDED POINTS	TEAM	SH PTS
1	* x Justin Schultz	OKC	3
2	x T.J. Brennan	RCH	3
3	Brayden McNabb	RCH	3
4	Dean Arsene	STJ	3
5	Andrew Bodnarchuk	MCH	3

#	SHOOTING %	TEAM	GOALS	SHOTS	PCT
1	* x Justin Schultz	OKC	18	93	19.4
2	Tomas Kundratek	HER	16	87	18.4
3	x Brett Carson	ABB	6	40	15.0
4	x Patrick Wiercioch	BNG	10	83	12.0
5	Zach Miskovic	SA	6	51	11.8

Shooting % - Minimum of 36 shots.

#	SHOOTOUT %	TEAM	SO G	SO ATT	SO PCT
1	* Chad Billins	GR	5	5	1.000
2	* x Nathan Beaulieu	HAM	3	4	0.750
3	Alex Biega	RCH	3	4	0.750
4	* Markus Lauridsen	LE	3	4	0.750
5	* Denny Urban	WOR	3	4	0.750

Shooting % - Minimum of 2 attempts.

#	PLUS-MINUS	TEAM	+/-
1	x Radko Gudas	SYR	32
2	x Eric Gyba	BNG	28
3	Jean-Philippe Cote	SYR	27
4	Nick Holden	SPR	24
5	Mark Borowiecki	BNG	21



PENALTY MINUTE RECORD

TEAM	GP	PIM	AVG	MINOR	MAJOR	10 MIN MISC	GAME MISC	MATCH	OPPONENT PIM
Rockford	76	1,716	22.58	438	66	34	16	1	1,502
Bridgeport	76	1,694	22.29	427	114	18	8	1	1,514
Syracuse	76	1,612	21.21	436	102	16	6	1	1,637
W-B/Scranton	76	1,590	20.92	420	84	22	11	0	1,572
Portland	76	1,567	20.62	471	81	17	4	1	1,469
Worcester	76	1,533	20.17	414	85	20	7	1	1,393
Adirondack	76	1,472	19.37	421	86	14	6	0	1,509
Norfolk	76	1,483	19.51	439	81	17	3	0	1,530
Hamilton	76	1,447	19.04	411	85	14	5	1	1,326
Binghamton	76	1,409	18.54	427	67	13	9	0	1,357
Lake Erie	76	1,400	18.42	395	78	15	6	1	1,330
Connecticut	76	1,314	17.29	402	72	11	4	0	1,203
Springfield	76	1,248	16.42	429	66	2	4	0	1,392
Providence	76	1,246	16.39	368	86	5	3	0	1,346
St. John's	76	1,241	16.33	373	73	9	4	0	1,357
Grand Rapids	76	1,219	16.04	342	67	9	10	1	1,338
Toronto	76	1,194	15.71	402	48	11	4	0	1,337
Albany	76	1,163	15.30	399	55	6	2	1	1,150
San Antonio	76	1,163	15.30	389	45	10	6	0	1,010
Rochester	76	1,093	14.38	359	53	10	1	0	1,136
Oklahoma City	76	1,091	14.36	343	43	12	6	1	1,104
Chicago	76	1,090	14.34	340	46	15	3	0	1,088
Abbotsford	76	1,070	14.08	345	48	11	3	0	1,079
Hershey	76	1,062	13.97	351	56	5	3	0	1,160
Manchester	76	1,022	13.45	371	48	2	1	1	986
Peoria	76	1,014	13.34	317	56	6	3	1	975
Milwaukee	76	1,013	13.33	344	45	10	0	0	993
Houston	76	1,005	13.22	340	49	4	4	0	1,126
Texas	76	923	12.14	299	51	5	2	0	1,054
Charlotte	76	914	12.03	327	44	3	1	0	1,035
TOTALS	2280	38,008	16.67	11539	1980	346	145	12	



SPECIAL TEAMS BREAKDOWN

HOME POWER PLAY RECORD

TEAM	GP	ADV	PPGF	PCT
1 OKC	38	148	36	24.3
2 HOU	38	149	31	20.8
3 TEX	38	160	33	20.6
4 RCH	38	162	33	20.4
5 PRO	38	183	37	20.2
6 ABB	38	149	30	20.1
7 POR	38	192	38	19.8
8 RFD	38	168	32	19.0
9 BRI	38	174	33	19.0
10 GR	38	161	30	18.6
11 SYR	38	169	31	18.3
12 TOR	38	197	36	18.3
13 LE	38	193	35	18.1
14 SPR	38	195	35	17.9
15 MCH	38	161	27	16.8
16 WBS	38	185	31	16.8
17 CT	38	162	27	16.7
18 ADK	38	193	32	16.6
19 HER	38	175	29	16.6
20 CHI	38	155	25	16.1
21 STJ	38	183	29	15.8
22 NOR	38	190	30	15.8
23 BNG	38	190	28	14.7
24 HAM	38	148	21	14.2
25 WOR	38	158	22	13.9
26 MIL	38	137	19	13.9
27 SA	38	152	21	13.8
28 CHA	38	137	18	13.1
29 PEO	38	135	17	12.6
30 ALB	38	166	20	12.0

ROAD POWER PLAY RECORD

TEAM	GP	ADV	PPGF	PCT
1 CHA	38	175	45	25.7
2 RFD	38	152	34	22.4
3 TEX	38	137	29	21.2
4 RCH	38	158	32	20.3
5 SPR	38	173	35	20.2
6 HER	38	152	30	19.7
7 OKC	38	162	31	19.1
8 LE	38	141	26	18.4
9 GR	38	164	30	18.3
10 CHI	38	143	26	18.2
11 HOU	38	167	29	17.4
12 STJ	38	199	34	17.1
13 SYR	38	181	30	16.6
14 ADK	38	194	32	16.5
15 PRO	38	158	26	16.5
16 WOR	38	177	29	16.4
17 CT	38	135	22	16.3
18 BRI	38	167	26	15.6
19 SA	38	151	22	14.6
20 MIL	38	152	22	14.5
21 TOR	38	176	25	14.2
22 WBS	38	200	27	13.5
23 POR	38	188	25	13.3
24 NOR	38	173	23	13.3
25 MCH	38	133	17	12.8
26 BNG	38	162	20	12.3
27 ABB	38	149	18	12.1
28 PEO	38	143	15	10.5
29 ALB	38	153	16	10.5
30 HAM	38	150	11	7.3

OVERALL POWER PLAY RECORD

TEAM	GP	ADV	PPGF	PCT
1 OKC	76	310	67	21.6
2 TEX	76	297	62	20.9
3 RFD	76	320	66	20.6
4 RCH	76	320	65	20.3
5 CHA	76	312	63	20.2
6 SPR	76	368	70	19.0
7 HOU	76	316	60	19.0
8 PRO	76	341	63	18.5
9 GR	76	325	60	18.5
10 LE	76	334	61	18.3
11 HER	76	327	59	18.0
12 SYR	76	350	61	17.4
13 BRI	76	341	59	17.3
14 CHI	76	298	51	17.1
15 POR	76	380	63	16.6
16 ADK	76	387	64	16.5
17 CT	76	297	49	16.5
18 STJ	76	382	63	16.5
19 TOR	76	373	61	16.4
20 ABB	76	298	48	16.1
21 WOR	76	335	51	15.2
22 WBS	76	385	58	15.1
23 MCH	76	294	44	15.0
24 NOR	76	363	53	14.6
25 SA	76	303	43	14.2
26 MIL	76	289	41	14.2
27 BNG	76	352	48	13.6
28 PEO	76	278	32	11.5
29 ALB	76	319	36	11.3
30 HAM	76	298	32	10.7

HOME PENALTY KILLING RECORD

TEAM	GP	TSH	PPGA	PCT
1 RCH	38	144	14	90.3
2 NOR	38	196	22	88.8
3 HAM	38	159	18	88.7
4 ADK	38	174	20	88.5
5 WBS	38	176	22	87.5
6 CHA	38	133	17	87.2
7 PRO	38	161	21	87.0
8 ABB	38	160	21	86.9
9 SPR	38	193	26	86.5
10 TOR	38	158	23	85.4
11 SYR	38	157	23	85.4
12 BRI	38	166	25	84.9
13 HER	38	151	23	84.8
14 WOR	38	157	26	83.4
15 BNG	38	175	29	83.4
16 PEO	38	137	23	83.2
17 POR	38	187	32	82.9
18 TEX	38	140	24	82.9
19 SA	38	166	29	82.5
20 HOU	38	142	25	82.4
21 LE	38	171	31	81.9
22 CT	38	170	32	81.2
23 RFD	38	198	38	80.8
24 GR	38	145	28	80.7
25 MIL	38	150	29	80.7
26 MCH	38	168	33	80.4
27 ALB	38	178	37	79.2
28 OKC	38	139	29	79.1
29 STJ	38	162	34	79.0
30 CHI	38	152	33	78.3

ROAD PENALTY KILLING RECORD

TEAM	GP	TSH	PPGA	PCT
1 BNG	38	194	24	87.6
2 WBS	38	176	23	86.9
3 RFD	38	167	22	86.8
4 MCH	38	171	24	86.0
5 CHA	38	156	22	85.9
6 MIL	38	149	23	84.6
7 PRO	38	153	24	84.3
8 RCH	38	163	26	84.0
9 LE	38	174	28	83.9
10 PEO	38	149	24	83.9
11 SPR	38	166	27	83.7
12 SYR	38	195	32	83.6
13 HER	38	152	25	83.6
14 NOR	38	177	30	83.1
15 HOU	38	146	25	82.9
16 ADK	38	181	31	82.9
17 ALB	38	181	31	82.9
18 CHI	38	137	24	82.5
19 POR	38	202	36	82.2
20 STJ	38	170	31	81.8
21 WOR	38	185	34	81.6
22 CT	38	181	34	81.2
23 ABB	38	147	28	81.0
24 TOR	38	161	31	80.7
25 TEX	38	129	25	80.6
26 SA	38	164	32	80.5
27 GR	38	159	32	79.9
28 OKC	38	161	33	79.5
29 HAM	38	184	41	77.7
30 BRI	38	197	44	77.7

OVERALL PENALTY KILLING RECORD

TEAM	GP	TSH	PPGA	PCT
1 WBS	76	352	45	87.2
2 RCH	76	307	40	87.0
3 CHA	76	289	39	86.5
4 NOR	76	373	52	86.1
5 PRO	76	314	45	85.7
6 BNG	76	369	53	85.6
7 ADK	76	355	51	85.6
8 SPR	76	359	53	85.2
9 SYR	76	352	55	84.4
10 HER	76	303	48	84.2
11 ABB	76	307	49	84.0
12 PEO	76	286	47	83.6
13 RFD	76	365	60	83.6
14 MCH	76	339	57	83.2
15 TOR	76	319	54	83.1
16 LE	76	345	59	82.9
17 HAM	76	343	59	82.8
18 HOU	76	288	50	82.6
19 MIL	76	299	52	82.6
20 POR	76	389	68	82.5
21 WOR	76	342	60	82.5
22 TEX	76	269	49	81.8
23 SA	76	330	61	81.5
24 CT	76	351	66	81.2
25 ALB	76	359	68	81.1
26 BRI	76	363	69	81.0
27 STJ	76	332	65	80.4
28 CHI	76	289	57	80.3
29 GR	76	304	60	80.3
30 OKC	76	300	62	79.3

HOME SHGF

	TEAM	GP	SHGF
1	BNG	38	11
2	MCH	38	8
3	RFD	38	8
4	GR	38	7
5	TEX	38	6
6	ABB	38	6
7	POR	38	6
8	ADK	38	6
9	CT	38	6
10	ALB	38	6
11	RCH	38	6
12	OKC	38	5
13	PEO	38	4
14	CHI	38	4
15	SA	38	4
16	PRO	38	4
17	MIL	38	4
18	NOR	38	4
19	STJ	38	4
20	TOR	38	4
21	BRI	38	4
22	SPR	38	3
23	HER	38	3
24	SYR	38	3
25	LE	38	2
26	HAM	38	2
27	WBS	38	2
28	CHA	38	2
29	HOU	38	2
30	WOR	38	1

HOME SHGA

	TEAM	GP	SHGA
1	CT	38	1
2	RFD	38	1
3	SYR	38	1
4	WOR	38	2
5	MIL	38	2
6	BRI	38	2
7	GR	38	3
8	HAM	38	3
9	OKC	38	3
10	WBS	38	3
11	CHA	38	3
12	HOU	38	3
13	SA	38	4
14	MCH	38	4
15	SPR	38	4
16	BNG	38	4
17	NOR	38	4
18	STJ	38	4
19	TOR	38	4
20	PEO	38	5
21	ABB	38	5
22	CHI	38	5
23	ADK	38	5
24	PRO	38	5
25	ALB	38	5
26	HER	38	5
27	TEX	38	6
28	LE	38	6
29	RCH	38	7
30	POR	38	8

ROAD SHGF

	TEAM	GP	SHGF
1	BNG	38	8
2	RCH	38	7
3	SPR	38	6
4	SYR	38	6
5	CHA	38	6
6	HOU	38	6
7	WOR	38	5
8	LE	38	5
9	SA	38	5
10	CT	38	5
11	MCH	38	5
12	HAM	38	5
13	STJ	38	5
14	TOR	38	5
15	ALB	38	4
16	GR	38	4
17	PEO	38	3
18	TEX	38	3
19	POR	38	3
20	PRO	38	3
21	RFD	38	3
22	WBS	38	3
23	ABB	38	2
24	MIL	38	2
25	BRI	38	2
26	HER	38	2
27	CHI	38	1
28	ADK	38	1
29	NOR	38	1
30	OKC	38	1

ROAD SHGA

	TEAM	GP	SHGA
1	TEX	38	2
2	ABB	38	2
3	BNG	38	2
4	SYR	38	2
5	CHI	38	3
6	SA	38	3
7	MCH	38	3
8	GR	38	3
9	MIL	38	3
10	HAM	38	3
11	HER	38	3
12	CHA	38	3
13	CT	38	4
14	PRO	38	4
15	SPR	38	4
16	RCH	38	4
17	NOR	38	4
18	TOR	38	4
19	BRI	38	4
20	LE	38	5
21	PEO	38	6
22	WOR	38	6
23	ADK	38	6
24	STJ	38	6
25	RFD	38	7
26	ALB	38	7
27	POR	38	8
28	OKC	38	8
29	WBS	38	9
30	HOU	38	9

OVERALL SHGF

	TEAM	GP	SHGF
1	BNG	76	19
2	MCH	76	13
3	RCH	76	13
4	CT	76	11
5	RFD	76	11
6	GR	76	11
7	ALB	76	10
8	TEX	76	9
9	POR	76	9
10	SA	76	9
11	SPR	76	9
12	STJ	76	9
13	TOR	76	9
14	SYR	76	9
15	ABB	76	8
16	CHA	76	8
17	HOU	76	8
18	PEO	76	7
19	LE	76	7
20	ADK	76	7
21	PRO	76	7
22	HAM	76	7
23	WOR	76	6
24	MIL	76	6
25	BRI	76	6
26	OKC	76	6
27	CHI	76	5
28	NOR	76	5
29	HER	76	5
30	WBS	76	5

OVERALL SHGA

	TEAM	GP	SHGA
1	SYR	76	3
2	CT	76	5
3	MIL	76	5
4	GR	76	6
5	BNG	76	6
6	HAM	76	6
7	BRI	76	6
8	CHA	76	6
9	ABB	76	7
10	SA	76	7
11	MCH	76	7
12	TEX	76	8
13	WOR	76	8
14	CHI	76	8
15	RFD	76	8
16	SPR	76	8
17	NOR	76	8
18	TOR	76	8
19	HER	76	8
20	PRO	76	9
21	STJ	76	10
22	PEO	76	11
23	LE	76	11
24	ADK	76	11
25	RCH	76	11
26	OKC	76	11
27	ALB	76	12
28	WBS	76	12
29	HOU	76	12
30	POR	76	16

2012-2013 AMERICAN HOCKEY LEAGUE ALL-STAR TEAMS

FIRST TEAM ALL-STARS

POS	PLAYER	TEAM	STATS
G	Niklas Svedberg	Providence Bruins	45 GP, 34-8-2, 2.18 GAA, .924 SV%, 4 SO
D	Justin Schultz	Oklahoma City Barons	34 GP, 18-30-48, +8, 7 PPG, 3 GWG
D	Sami Vatanen	Norfolk Admirals	59 GP, 8-36-44, +1, 4 PPG, 2 GWG
LW	Jonathan Audy-Marchessault	Springfield Falcons	68 GP, 20-43-63, +19, 9 PPG
C	Tyler Johnson	Syracuse Crunch	59 GP, 32-25-58, +25, 11 PPG
RW	Gustav Nyquist	Grand Rapids Griffins	58 GP, 23-37-60, +10, 9 PPG

SECOND TEAM ALL-STARS

POS	PLAYER	TEAM	STATS
G	Curtis McElhinney	Springfield Falcons	46 GP, 28-14-3, 2.25 GAA, .924 SV%, 9 SO
D	Mark Barberio	Syracuse Crunch	70 GP, 8-32-40, +7, 23 PPP
D	Adam Clendening	Rockford Ice Hogs	69 GP, 7-36-43, +14, 22 PPP
LW	Matt Fraser	Texas Stars	62 GP, 33-13-46, +13, 17 PPG
C	Jeff Taffe	Hershey Bears	67 GP, 18-46-64, 23 PPP
RW	Brett Connolly	Syracuse Crunch	67 GP, 27-30-57, +15, 8 PPG, 7 GWG

ALL-ROOKIE TEAM

POS	PLAYER	TEAM	STATS
G	Niklas Svedberg	Providence Bruins	45 GP, 34-8-2, 2.18 GAA, .924 SV%, 4 SO
D	Justin Schultz	Oklahoma City Barons	34 GP, 18-30-48, +8, 7 PPG, 3 GWG
D	Sami Vatanen	Norfolk Admirals	59 GP, 8-36-44, +1, 4 PPG, 2 GWG
F	Ryan Spooner	Providence Bruins	54 GP, 14-37-51, +10, 8 PPG, 3 GWG
F	Tyler Toffoli	Manchester Monarchs	55 GP, 28-20-48, +20, 6 PPG, 3 SHG
F	Jason Zucker	Houston Aeros	53 GP, 24-24-48, 12 PPG, 8 GWG

2012-2013 AMERICAN HOCKEY LEAGUE TEAM AWARD WINNERS

CALDER CUP

(Playoff Champion)
Grand Rapids Griffins

NORMAN R. "BUD" POILE TROPHY

(Western Conference Regular Season Champion)
Texas Stars

RICHARD F. CANNING TROPHY

(Eastern Conference Playoff Champion)
Syracuse Crunch

EMILE FRANCIS TROPHY

(Atlantic Division Regular Season Champion)
Providence Bruins

ROBERT W. CLARKE TROPHY

(Western Conference Playoff Champion)
Grand Rapids Griffins

F.G. "TEDDY" OKE TROPHY

(East Division Regular Season Champion)
Syracuse Crunch

MACGREGOR KILPATRICK TROPHY

(Regular Season Points Champion)
Providence Bruins

SAM POLLACK TROPHY

(North Division Regular Season Champion)
Toronto Marlies

FRANK S. MATHERS TROPHY

(Eastern Conference Regular Season Champion)
Syracuse Crunch

JOHN D. CHICK TROPHY

(South Division Regular Season Champion)
Texas Stars

2012-2013 AMERICAN HOCKEY LEAGUE INDIVIDUAL AWARD WINNERS

LES CUNNINGHAM AWARD

(Most Valuable Player - Regular Season)
Tyler Johnson - Syracuse Crunch

JACK A. BUTTERFIELD TROPHY

(Most Valuable Player - Calder Cup Playoffs)
Tomas Tatar - Grand Rapids Griffins

EDDIE SHORE AWARD

Outstanding Defenceman
Justin Schultz - Oklahoma City Barons

ALDEGE "BAZ" BASTIEN MEMORIAL AWARD

(Outstanding Goaltender)
Niklas Svedberg - Providence Bruins

HARRY "HAP" HOLMES MEMORIAL AWARD

(Lowest Team Goals-Against Average)
Jeff Zatkoff & Brad Thiessen - Wilkes-Barre/
Scranton Penguins

DUDLEY "RED" GARRETT MEMORIAL AWARD

(Rookie of the Year)
Tyler Toffoli - Manchester Monarchs

WILLIE MARSHALL AWARD

(Leading Goal Scorer - Regular Season)
Tyler Johnson - Syracuse Crunch

JOHN B. SOLLENBERGER TROPHY

(Leading Scorer - Regular Season)
Brandon Pirri - Rockford Ice Hogs

FRED T. HUNT MEMORIAL AWARD

(Sportsmanship, Determination and Dedication)
Brandon Davidson - Oklahoma City Barons

YANICK DUPRE MEMORIAL AWARD

(AHL Man of the Year)
Michael Zigomanis - Toronto Marlies

LOUIS A.R. PIERI MEMORIAL AWARD

(Coach of the Year)
Willie Desjardins - Texas Stars

THOMAS EBRIGHT AWARD

(Outstanding Contributions to the AHL)
Jeff Barrett - Wilkes-Barre/Scranton Penguins

JAMES C. HENDY MEMORIAL AWARD

(Outstanding Executive)
Mike Gordon - Chicago Wolves

KEN MCKENZIE AWARD

(Outstanding Executive -
Public Relations and Marketing)
[Rob Mullenwey - St. John's IceCaps](#)

JAMES H. ELLERY MEMORIAL AWARD - RADIO

(Outstanding Media)
Don Stevens (Rochester Americans)

JAMES H. ELLERY MEMORIAL AWARD - TELEVISION

(Outstanding Media)
Sportsnet

JAMES H. ELLERY MEMORIAL AWARD - PRINT

(Outstanding Media)
[The Telegram \(St. John's\)](#)

MICHAEL CONDON MEMORIAL AWARD

(Outstanding Contributions, On-Ice Official)
Bob Goodman





**2012-2013
CALDER CUP PLAYOFFS**

2012-13 CALDER CUP PLAYOFFS

PLAYOFF BRACKETS

Eastern Conference Quarterfinal Providence (3) vs Hershey (2) Game 1 - Apr 26 Game 2 - Apr 28 Game 3 - May 4 Game 4 - May 5 Game 5 - May 8		Providence wins series 3 - 2 Hershey (5) at Providence (2) Hershey (5) at Providence (4) OT Providence (5) at Hershey (1) Providence (5) at Hershey (4) Hershey (2) at Providence (3)		Eastern Conference Quarterfinal Springfield (3) vs Manchester (1) Game 1 - Apr 27 Game 2 - Apr 28 Game 3 - May 2 Game 4 - May 4		Springfield wins series 3 - 1 Manchester (1) at Springfield (2) OT Manchester (2) at Springfield (3) OT Springfield (1) at Manchester (2) Springfield (4) at Manchester (3) OT	
Eastern Conference Quarterfinal Syracuse (3) vs Portland (0) Game 1 - Apr 27 Game 2 - Apr 28 Game 3 - May 2		Syracuse wins series 3 - 0 Portland (3) at Syracuse (4) OT Portland (2) at Syracuse (4) Syracuse (4) at Portland (3) OT		Eastern Conference Quarterfinal Binghamton (0) vs W-B/Scranton (3) Game 1 - Apr 27 Game 2 - Apr 28 Game 3 - May 2		W-B/Scranton wins series 3 - 0 W-B/Scranton (3) at Binghamton (2) OT W-B/Scranton (3) at Binghamton (2) Binghamton (2) at W-B/Scranton (3)	
Western Conference Quarterfinal Texas (3) vs Milwaukee (1) Game 1 - Apr 26 Game 2 - Apr 27 Game 3 - May 1 Game 4 - May 3		Texas wins series 3 - 1 Texas (3) at Milwaukee (2) OT Texas (0) at Milwaukee (2) Milwaukee (0) at Texas (2) Milwaukee (1) at Texas (2)		Western Conference Quarterfinal Toronto (3) vs Rochester (0) Game 1 - Apr 27 Game 2 - Apr 28 Game 3 - May 1		Toronto wins series 3 - 0 Rochester (3) at Toronto (6) Rochester (0) at Toronto (2) Toronto (3) at Rochester (2) OT	
Western Conference Quarterfinal Grand Rapids (3) vs Houston (2) Game 1 - Apr 26 Game 2 - Apr 28 Game 3 - May 1 Game 4 - May 3 Game 5 - May 4		Grand Rapids wins series 3 - 2 Grand Rapids (0) at Houston (3) Grand Rapids (3) at Houston (2) Houston (2) at Grand Rapids (4) Houston (4) at Grand Rapids (1) Houston (0) at Grand Rapids (7)		Western Conference Quarterfinal Charlotte (2) vs Oklahoma City (3) Game 1 - Apr 26 Game 2 - Apr 27 Game 3 - May 1 Game 4 - May 3 Game 5 - May 4		Oklahoma City wins series 3 - 2 Charlotte (4) at Oklahoma City (3) OT Charlotte (2) at Oklahoma City (5) Oklahoma City (1) at Charlotte (6) Oklahoma City (8) at Charlotte (1) Oklahoma City (6) at Charlotte (2)	
Eastern Conference Semifinal Providence (3) vs W-B/Scranton (4) Game 1 - May 10 Game 2 - May 11 Game 3 - May 15 Game 4 - May 17 Game 5 - May 18 Game 6 - May 20 Game 7 - May 22		W-B/Scranton wins series 4 - 3 W-B/Scranton (5) at Providence (8) W-B/Scranton (2) at Providence (4) Providence (2) at W-B/Scranton (1) OT Providence (1) at W-B/Scranton (3) Providence (0) at W-B/Scranton (4) W-B/Scranton (2) at Providence (1) OT W-B/Scranton (5) at Providence (0)		Eastern Conference Semifinal Springfield (0) vs Syracuse (4) Game 1 - May 10 Game 2 - May 11 Game 3 - May 15 Game 4 - May 17		Springfield (0) vs Syracuse (4) Syracuse (5) at Springfield (2) Syracuse (5) at Springfield (3) Springfield (0) at Syracuse (3) Springfield (2) at Syracuse (5)	
Western Conference Semifinal Texas (1) vs Oklahoma City (4) Game 1 - May 9 Game 2 - May 11 Game 3 - May 13 Game 4 - May 15 Game 5 - May 16		Oklahoma City wins series 4 - 1 Oklahoma City (2) at Texas (1) OT Oklahoma City (1) at Texas (2) Texas (0) at Oklahoma City (4) Texas (3) at Oklahoma City (7) Texas (1) at Oklahoma City (5)		Western Conference Semifinal Toronto (2) vs Grand Rapids (4) Game 1 - May 10 Game 2 - May 11 Game 3 - May 15 Game 4 - May 17 Game 5 - May 18 Game 6 - May 21		Grand Rapids wins series 4 - 2 Grand Rapids (7) at Toronto (0) Grand Rapids (2) at Toronto (4) Toronto (4) at Grand Rapids (5) Toronto (1) at Grand Rapids (4) Toronto (4) at Grand Rapids (1) Grand Rapids (4) at Toronto (3)	
Eastern Conference Final Syracuse (4) vs W-B/Scranton (1) Game 1 - May 25 Game 2 - May 26 Game 3 - May 29 Game 4 - May 31 Game 5 - Jun 1		Syracuse wins series 4 - 1 W-B/Scranton (4) at Syracuse (2) W-B/Scranton (2) at Syracuse (3) Syracuse (2) at W-B/Scranton (0) Syracuse (4) at W-B/Scranton (2) W-B/Scranton (0) at Syracuse (7)		Western Conference Final Grand Rapids (4) vs Oklahoma City (3) Game 1 - May 24 Game 2 - May 25 Game 3 - May 29 Game 4 - Jun 1 Game 5 - Jun 2 Game 6 - Jun 4 Game 7 - Jun 5		Grand Rapids wins series 4 - 3 Oklahoma City (1) at Grand Rapids (2) Oklahoma City (4) at Grand Rapids (2) Grand Rapids (1) at Oklahoma City (4) Grand Rapids (4) at Oklahoma City (0) Grand Rapids (3) at Oklahoma City (0) Oklahoma City (4) at Grand Rapids (3) Oklahoma City (4) at Grand Rapids (5)	
2013 Calder Cup Finals							
Syracuse (2) vs Grand Rapids (4) Game 1 - Jun 8 Game 2 - Jun 9 Game 3 - Jun 12 Game 4 - Jun 14 Game 5 - Jun 15 Game 6 - Jun 18		Grand Rapids wins series 4 - 2 Grand Rapids (3) at Syracuse (1) Grand Rapids (6) at Syracuse (4) Syracuse (2) at Grand Rapids (4) Syracuse (3) at Grand Rapids (2) Syracuse (5) at Grand Rapids (2) Grand Rapids (5) at Syracuse (2)					

OVERALL LEADERS

#	POINTS	TEAM	GP	G	A	PTS
1	Ondrej Palat	SYR	18	7	19	26
2	Tomas Tatar	GR	24	16	5	21
3	Tyler Johnson	SYR	18	10	11	21
4	Mark Arcobello	OKC	17	12	8	20
5	Jan Mursak	GR	23	11	6	17
6	* Luke Glendening	GR	24	6	10	16
7	Landon Ferraro	GR	24	5	11	16
8	* Toni Rajala	OKC	17	4	12	16
9	* Riley Sheahan	GR	24	3	13	16
10	Teemu Hartikainen	OKC	17	7	8	15
11	Mark Barberio	SYR	18	3	12	15
12	Richard Panik	SYR	16	9	5	14
13	* Tomas Jurco	GR	24	8	6	14
14	Chris Bourque	PRO	12	5	9	14
15	* Chad Billins	GR	24	2	12	14
16	Carter Camper	PRO	12	8	5	13
17	Trevor Smith	WBS	15	5	8	13
	several tied at					12

#	MINOR PENALTIES	TEAM	MINORS
1	Radko Gudas	SYR	17
2	* Luke Glendening	GR	15
3	Joey Mormina	WBS	13
4	Brennan Evans	GR	13
5	Jan Mursak	GR	13

#	POWER-PLAY GOALS	TEAM	PPG
1	Tomas Tatar	GR	7
2	Jamie Tardif	PRO	4
3	Richard Panik	SYR	4
4	Tyler Johnson	SYR	4
5	* Tomas Jurco	GR	4

#	POWER-PLAY ASSISTS	TEAM	PPA
1	Ondrej Palat	SYR	8
2	Mark Barberio	SYR	7
3	Tyler Johnson	SYR	6
4	* Chad Billins	GR	6
	several tied at		5

#	POWER-PLAY POINTS	TEAM	PP PTS
1	Tyler Johnson	SYR	10
2	Mark Barberio	SYR	9
3	Ondrej Palat	SYR	9
	several tied at		7

#	SHOTS	TEAM	SHOTS
1	Tomas Tatar	GR	78
2	* Tomas Jurco	GR	69
3	* Toni Rajala	OKC	68
4	Mark Arcobello	OKC	58
5	Jan Mursak	GR	57

#	GAME-WINNING GOALS	TEAM	GWG
1	Richard Panik	SYR	4
2	* Tomas Jurco	GR	3
3	Tyler Johnson	SYR	3
4	Will Acton	TOR	3
	several tied at		2

x - inactive, * - rookie

#	GOALS	TEAM	GP	G
1	Tomas Tatar	GR	24	16
2	Mark Arcobello	OKC	17	12
3	Jan Mursak	GR	23	11
4	Tyler Johnson	SYR	18	10
5	Richard Panik	SYR	16	9

#	ASSISTS	TEAM	GP	A
1	Ondrej Palat	SYR	18	19
2	* Riley Sheahan	GR	24	13
3	* Toni Rajala	OKC	17	12
4	Mark Barberio	SYR	18	12
5	* Chad Billins	GR	24	12

#	PENALTY MINUTES	TEAM	GP	PIM
1	Bobby Robins	PRO	12	69
2	Ben Eager	OKC	13	64
3	Richard Panik	SYR	16	59
4	Mike Angelidis	SYR	18	49
	several tied at			36

#	MAJOR PENALTIES	TEAM	MAJORS
1	Bobby Robins	PRO	5
2	Mike Angelidis	SYR	3
	several tied at		2

#	SHORTHANDED GOALS	TEAM	SHG
1	Tyler Johnson	SYR	3
2	Greg Scott	TOR	2
	several tied at		1

#	SHORTHANDED ASSISTS	TEAM	SHA
1	Ondrej Palat	SYR	3
	several tied at		1

#	SHORTHANDED POINTS	TEAM	SH PTS
1	Ondrej Palat	SYR	4
2	Tyler Johnson	SYR	3
3	Greg Scott	TOR	2
	several tied at		1

#	SHOOTING %	TEAM	GOALS	SHOTS	PCT
1	Michael Latta	HER	2	5	40.0
2	Carter Ashton	TOR	3	8	37.5
3	Will Acton	TOR	4	11	36.4
	several tied at				33.3

Shooting % - Minimum of 5 shots.

#	PLUS-MINUS	TEAM	+/-
1	Matt Taormina	SYR	19
2	Randy Jones	OKC	15
3	Jean-Philippe Cote	SYR	15
4	Jonathan Cheechoo	OKC	13
	several tied at		12

GOALTENDING LEADERS

#	TEAM	GP	MINS	W	L	OTL	SOL	EN	SO	GA	GAA	SOGP	SOW	SOL	SOGA	SOA	SO%	SA	SVS	SV%
1	Brad Thiessen	WBS	12	654:16	6	4	0	0	2	15	1.38	0	0	0	0	0	0.000	310	295	0.952
2	*Magnus Hellberg	MIL	4	248:24	1	3	0	0	0	1	7	1.69	0	0	0	0	0.000	124	117	0.944
3	Martin Jones	MCH	4	277:10	1	3	0	0	0	0	10	2.16	0	0	0	0	0.000	147	137	0.932
4	Cedrick Desjardins	SYR	18	1097:38	13	5	0	0	3	3	42	2.30	0	0	0	0	0.000	458	416	0.908
5	Cristopher Nilstorp	TEX	9	547:28	4	5	0	0	3	1	21	2.30	0	0	0	0	0.000	270	249	0.922
6	*Petr Mrazek	GR	24	1431:18	15	9	0	0	6	4	55	2.31	0	0	0	0	0.000	658	603	0.916
7	Yann Danis	OKC	17	1019:05	10	7	0	0	1	1	41	2.41	0	0	0	0	0.000	535	494	0.923
8	Nathan Lawson	BNG	3	184:48	0	3	0	0	1	0	8	2.60	0	0	0	0	0.000	84	76	0.905
9	Drew MacIntyre	TOR	9	526:34	5	4	0	0	2	1	25	2.85	0	0	0	0	0.000	288	263	0.913
10	Curtis McElhinney	SPR	8	483:29	3	5	0	0	1	0	25	3.10	0	0	0	0	0.000	239	214	0.895
11	*Niklas Svedberg	PRO	12	674:58	6	6	0	0	0	0	37	3.29	0	0	0	0	0.000	332	295	0.889
12	Chad Johnson	POR	3	204:06	0	3	0	0	0	0	12	3.53	0	0	0	0	0.000	118	106	0.898
13	*Mike Condon	HOU	3	178:55	1	2	0	0	1	0	11	3.69	0	0	0	0	0.000	121	110	0.909
14	*x Philipp Grubauer	HER	5	300:44	2	3	0	0	0	0	19	3.79	0	0	0	0	0.000	192	173	0.901
15	David Leggio	RCH	2	124:53	0	2	0	0	1	0	8	3.84	0	0	0	0	0.000	47	39	0.830
16	*Rob Madore	CHA	5	239:30	2	3	0	0	1	0	16	4.01	0	0	0	0	0.000	135	119	0.881
17	x Jeff Zatkoff	WBS	5	253:23	2	3	0	0	0	0	23	5.45	0	0	0	0	0.000	142	119	0.838

(Based on 120 or more minutes)

#	WINS	TEAM	WINS
1	* Petr Mrazek	GR	15
2	Cedrick Desjardins	SYR	13
3	Yann Danis	OKC	10
4	Brad Thiessen	WBS	6
5	* Niklas Svedberg	PRO	6

#	LOSSES	TEAM	LOSSES
1	* Petr Mrazek	GR	9
2	Yann Danis	OKC	7
3	* Niklas Svedberg	PRO	6
	several tied at		5

#	MINUTES	TEAM	MIN
1	* Petr Mrazek	GR	1431:18
2	Cedrick Desjardins	SYR	1097:38
3	Yann Danis	OKC	1019:05
4	* Niklas Svedberg	PRO	674:58
5	Brad Thiessen	WBS	654:16

#	SHUTOUTS	TEAM	SHUTOUTS
1	* Petr Mrazek	GR	4
2	Cedrick Desjardins	SYR	3
3	Brad Thiessen	WBS	2
	several tied at		1

#	SAVES	TEAM	SAVES
1	* Petr Mrazek	GR	603
2	Yann Danis	OKC	494
3	Cedrick Desjardins	SYR	416
4	Brad Thiessen	WBS	295
5	* Niklas Svedberg	PRO	295

#	SAVE %	TEAM	GOALS	SAVES	SV%
1	Brad Thiessen	WBS	15	295	0.952
2	* Magnus Hellberg	MIL	7	117	0.944
3	Martin Jones	MCH	10	137	0.932
4	Yann Danis	OKC	41	494	0.923
5	Cristopher Nilstorp	TEX	21	249	0.922

x - inactive, * - rookie





ALL-TIME LEADERS

RECORD BY SEASON

Season	GP	W	L	OTL	SOL	PTS	PCT	GF	GA	PIM	HOME	ROAD
2011-12	76	43	25	5	3	94	0.618	240	216	1047	20-15-3-0	23-10-2-3
2012-13	76	32	36	3	5	72	0.474	195	237	1241	13-19-3-3	19-17-0-2
TOTALS	152	75	61	8	8	166	0.546	435	453	2288	33-34-6-3	42-27-2-5

PLAYOFF RECORD BY SEASON

Season	GP	W	L	OTL	SOL	PTS	PCT	GF	GA	PIM	HOME	ROAD
2011-12	15	7	8	0	0	14	0.467	33	40	184	4-4-0-0	3-4-0-0
2012-13	-	-	-	-	-	-	-	-	-	-	-	-
TOTALS	15	7	8	0	0	14	0.467	33	40	184	4-4-0-0	3-4-0-0

REGULAR SEASON RECORD VS. OPPONENTS

Opponent	Overall					Home					Road				
	GP	W	L	OTL	SOL	GP	W	L	OTL	SOL	GP	W	L	OTL	SOL
Adirondack Phantoms	4	2	2	0	0	2	1	1	0	0	2	1	1	0	0
Albany Devils	4	3	1	0	0	2	1	1	0	0	2	2	0	0	0
Binghamton Senators	8	6	2	0	0	4	4	0	0	0	4	2	2	0	0
Bridgeport Sound Tigers	4	3	0	1	0	2	1	0	1	0	2	2	0	0	0
Hamilton Bulldogs	16	8	7	0	1	8	5	3	0	0	8	3	4	0	1
Hershey Bears	8	5	3	0	0	4	2	2	0	0	4	3	1	0	0
Manchester Monarchs	16	7	7	1	1	8	2	4	1	1	8	5	3	0	0
Norfolk Admirals	8	3	4	0	1	4	2	2	0	0	4	1	2	0	1
Portland Pirates	16	8	7	0	1	8	5	3	0	0	8	3	4	0	1
Providence Bruins	8	5	1	1	1	4	3	0	0	1	4	2	1	1	0
Springfield Falcons	8	2	5	1	0	4	1	3	0	0	4	1	2	1	0
Syracuse Crunch	8	2	4	0	2	4	1	2	0	1	4	1	2	0	1
Toronto Marlies	16	6	7	2	1	8	2	4	2	0	8	4	3	0	1
Wilkes-Barre/Scranton Penguins	8	2	4	2	0	4	2	0	2	0	4	2	2	0	0
Worcester Sharks	12	7	5	0	0	6	1	5	0	0	6	6	0	0	0

PLAYOFF RECORD VS. OPPONENTS

Opponent	Overall					Home					Road				
	GP	W	L	OTL	SOL	GP	W	L	OTL	SOL	GP	W	L	OTL	SOL
Norfolk Admirals	4	0	0	0	0	2	0	2	0	0	2	0	2	0	0
Syracuse Crunch	4	3	1	0	0	2	2	0	0	0	2	1	1	0	0
Wilkes-Barre/Scranton Penguins	7	4	3	0	0	4	2	2	0	0	3	2	1	0	0

ICECAPS ALL-TIME LEADERS

ALL-TIME REGULAR SEASON POINTS LEADERS

	Name	GP	G	A	PTS	Seasons
1	Jason Jaffray	112	32	54	86	2011-2013
2	Eric O'Dell	98	41	36	77	2011-2013
3	Spencer Machacek	118	29	46	75	2011-2013
4	Ben Maxwell	117	19	46	65	2011-2013
5	Paul Postma	83	20	42	62	2011-2013
6	Carl Klingberg	132	26	34	60	2011-2013
7	Aaron Gagnon	106	25	33	58	2011-2013
8	Zach Redmond	110	16	34	50	2011-2013
9	Jason King	79	23	22	45	2011-2013
10	Patrice Cormier	91	25	19	44	2011-2013

ALL-TIME REGULAR SEASON GOALTENDING LEADERS

	Name	GP	W	L	T/SOL	GAA	SV%	SO	Seasons
1	Eddie Pasquale	81	38	35	5	2.61	.909	8	2011-2013
2	Mark Dekanich	35	16	14	1	2.98	.895	2	2012-2013
3	David Aebischer	31	15	12	2	2.86	.895	1	2011-2012
4	Peter Mannino	10	4	5	0	2.77	.909	1	2011-2012
5	Chris Carrozzi	5	2	2	0	3.11	.878	0	2011-2013
6	Juho Olkinuora	1	0	1	0	3.03	.880	0	2012-2013

SKATERS

Points (PTS)	Goals (G)	Assists (A)
Jason Jaffray (86)	Eric O'Dell (41)	Jason Jaffray (54)
Eric O'Dell (77)	Jason Jaffray (32)	Spencer Machacek (46)
Spencer Machacek (75)	Spencer Machacek (29)	Ben Maxwell (46)
Games played (GP)	Plus/minus (+/-)	Penalty minutes (PIM)
Carl Klingberg (132)	Arturs Kulda (+18)	Patrice Cormier (144)
Travis Ramsey (125)	Eric O'Dell (+15)	Garth Murray (112)
Spencer Machacek (118)	John Albert (+10)	Ray Sawada (102)
Power play goals (PPG)	Power play assists (PPA)	Power play points (PPP)
Eric O'Dell (13)	Jason Jaffray (22)	Jason Jaffray (32)
Paul Postma (11)	Ben Maxwell (20)	Paul Postma (30)
Three tied (10)	Jason DeSantis (20)	Spencer Machacek (29)
Shorthanded goals (SHG)	Shorthanded assists (SHA)	Shorthanded points (SHP)
Jason Jaffray (4)	Jason Jaffray (3)	Jason Jaffray (7)
John Albert (2)	Arturs Kulda (3)	John Albert (3)
Carl Klingberg (2)	Dean Arsene (3)	Carl Klingberg (3)
Game-winning goals (GW)	Shootout goals (SOG)	Shots (SH)
Eric O'Dell (7)	Ben Maxwell (4)	Spencer Machacek (300)
Spencer Machacek (7)	Jason King (3)	Carl Klingberg (292)
Five tied (4)	Carl Klingberg (2)	Ben Maxwell (269)

GOALIES

Games played (GP)	Minutes (MINS)	Wins (W)
Eddie Pasquale (81)	Eddie Pasquale (4616:18)	Eddie Pasquale (38)
Mark Dekanich (35)	Mark Dekanich (1913:47)	Mark Dekanich (16)
David Aebischer (31)	David Aebischer (1722:23)	David Aebischer (15)
Losses (L)	Shootout losses (SOL)	Shutouts (SO)
Eddie Pasquale (35)	Eddie Pasquale (5)	Eddie Pasquale (8)
Mark Dekanich (14)	David Aebischer (2)	Mark Dekanich (2)
David Aebischer (12)	Mark Dekanich (1)	Two tied (1)
Goals against average (GAA)	Shootout percentage (S0%)	Shots against (SA)
Eddie Pasquale (2.61)	Mark Dekanich (.786)	Eddie Pasquale (2204)
David Aebischer (2.86)	Eddie Pasquale (.758)	Mark Dekanich (909)
Mark Dekanich (2.98)	David Aebischer (.579)	David Aebischer (778)
Saves (SVS)	Save percentage (SV%)	
Eddie Pasquale (2003)	Eddie Pasquale (.909)	
Mark Dekanich (814)	Mark Dekanich (.895)	
David Aebischer (696)	David Aebischer (.895)	

ALL-TIME SINGLE-GAME RECORDS (TEAM)

MOST GOALS				
St. John's	8 (2x)	POR	10/23/12	W 8-7 (OT)
		CT	11/12/11	W 8-4
Opponent	7 (2x)	CT	02/10/13	L 7-3
		POR	10/23/12	W 8-7 (OT)
MOST GOALS (PERIOD)				
St. John's	4 (4x)	PRO	11/25/12	W 6-0
		POR	10/23/12	W 8-7 (OT)
		SYR	12/6/11	W 4-3
		CT	7/4/11	W 6-2
Opponent	5	at TOR	2/24/13	L 5-4
MOST PP ATTEMPTS				
St. John's	11	POR	10/25/11	W 5-1
Opponent	8	at POR	1/21/12	L 5-2
MOST PP GOALS				
St. John's	3 (9x)	MCH	3/1/13	L 5-4 (SO)
		PRO	11/25/12	W 6-0
		SPR	4/8/12	W 4-3
		at BNG	3/4/12	W 5-2
		at SYR	3/3/12	L 6-4
		BNG	2/12/12	W 6-3
		at BRI	1/25/12	W 4-3 (SO)
		SYR	12/6/11	W 4-3
		at TOR	12/4/11	W 4-2
Opponent	3 (3x)	TOR	1/12/13	L 6-2
		at MCH	11/7/12	L 4-1
		HAM	10/14/11	L 4-0
MOST PENALTIES KILLED				
St. John's	8	at POR	1/21/12	L 5-2
Opponent	9	POR	10/25/11	W 5-1
MOST PENALTY MINUTES				
St. John's	55	WOR	2/6/13	L 4-0
Opponent	70	WOR	2/6/13	L 4-0
Combined	125	WOR	2/6/13	L 4-0
LARGEST MARGIN OF				
Victory	6 (2x)	PRO	11/25/12	W 6-0
		HAM	3/14/12	W 6-0
Defeat	5	at POR	2/17/13	L 6-1
MOST SHOTS				
St. John's	48 (3x)	SPR	12/8/12	L 4-2
		POR	4/3/12	W 5-2
		BNG	2/11/12	W 4-3
Opponent	46 (2x)	HAM	11/20/12	W 3-1
		POR	10/23/12	W 8-7 (OT)
MOST SHOTS (PERIOD)				
St. John's	23	BNG	2/11/12	W 4-3
Opponent	20	POR	10/23/12	W 8-7 (OT)
FEWEST SHOTS				
St. John's	16	at WBS	12/01/12	L 5-3
Opponent	12	HAM	3/14/12	W 6-0
FEWEST SHOTS (PERIOD)				
St. John's	2 (3x)	SYR	3/9/13	L 4-2
		TOR	1/12/13	L 6-2
		at MCH	11/7/12	L 4-1
Opponent	2 (5x)	WBS	4/13/13	L 3-0
		HER	12/11/12	L 2-1
		HAM	11/21/12	L 2-1
		POR	10/24/12	L 4-0
		at HAM	2/17/12	L 4-3

ALL-TIME SINGLE-GAME RECORDS (INDIVIDUAL)

SINGLE-GAME RECORD	RECORD	PLAYER(S)	OPPONENT	DATE
Most goals	3 (6x)	Carl Klingberg Jason Jaffray Patrice Cormier Spencer Machacek Eric O'Dell Eric O'Dell	Hamilton Connecticut Hershey Hamilton Springfield at Connecticut	10/15/11 11/12/11 3/9/12 3/14/12 4/7/12 2/20/13
Most goals - defenceman	2 (2x)	Arturs Kulda Zach Redmond	at Connecticut Worcester	11/4/11 12/9/11
Most goals - rookie	3 (2x)	Carl Klingberg Eric O'Dell	Hamilton Springfield	10/15/11 4/7/12
Most goals - opponent	3 (4x)	Kyle Palmieri Dan Sexton Rob Klinkhammer Gabriel Dumont	Syracuse at Syracuse Portland at Hamilton	12/7/11 3/3/12 10/23/12 12/28/12
Most assists	4	Kael Moullierat	at Connecticut	2/20/13
Most assists - defenceman	2 (21x)	Julian Melchiori	Hamilton	3/15/13 (most recent)
Most assists - rookie	3 (2x)	John Albert John Albert	Hamilton Hershey	10/15/11 3/9/12
Most assists - opponent	3 (10x)	Nathan Beaulieu	at Hamilton	4/19/13 (most recent)
Most points	4 (3x)	Patrice Cormier Kael Moullierat Eric O'Dell	Hershey at Connecticut Manchester	3/9/12 2/20/13 3/1/13
Most points - defenceman	3	Derek Meech	Providence	11/25/12
Most points - rookie	3 (5x)	Carl Klingberg John Albert Carl Klingberg John Albert Eric O'Dell	Hamilton Hamilton Connecticut Hershey Springfield	10/15/11 10/15/11 11/12/11 3/9/12 4/7/12
Most points - opponent	5	Rob Klinkhammer	Portland	10/23/12
Most power play goals	2 (4x)	Shawn Weller Zach Redmond Jason Jaffray Josh Lunden	at Worcester Worcester Binghamton at Toronto	11/5/11 12/9/11 2/12/12 4/21/13
Most power play goals - opponent	2	Brandon Kozun	at Manchester	11/7/12
Most shorthanded goals	1 (17x)	Josh Lunden	Wilkes-Barre/Scranton	4/14/13 (most recent)
Most shorthanded goals - opponent	1 (18x)	Louis LeBlanc	at Hamilton	4/19/13 (most recent)
Most shots	9	Spencer Machacek	Manchester	1/7/12
Most shots - defenceman	8	Paul Postma	Hamilton	10/14/11
Most shots - opponent	8	Brayden Schenn	at Adirondack	11/28/12
Most penalty minutes	35	Garth Murray	Worcester	2/4/12
Most penalty minutes - opponent	18	Radko Gudas	at Syracuse	1/26/13
Most shots faced	46	Eddie Pasquale	Hamilton	11/20/13
Most shots faced - opponent	48	Curtis McElhinney	Springfield	12/8/12
Most saves	45	Eddie Pasquale		11/20/12
Most saves - opponent	46	Curtis McElhinney	Springfield	12/8/12
Most saves - period	21	Mark Dekanich	Albany	11/17/12
Most saves - period (opponent)	20	Chad Johnson	Portland	10/23/12

ALL-TIME REGULAR SEASON RECORDS (TEAM)

Division championships	1	2011-12
Overall regular season points championships	0	
Most points	94	2011-12
Fewest points	72	2012-13
Most wins	43	2011-12
Fewest wins	32	2012-13
Most losses (L+OTL)	39	2012-13
Fewest losses (L+OTL)	30	2011-12
Most shootout losses	5	2012-13
Fewest shootout losses	3	2011-12
Most goals scored	240	2011-12
Fewest goals scored	195	2012-13
Most goals allowed	237	2012-13
Fewest goals allowed	216	2011-12
Most penalty minutes	1241	2012-13
Fewest penalty minutes	1047	2011-12

TEAM STREAKS

Longest Winning Streak	6	11/1/11 to 11/13/11
Longest Home Winning Streak	6	2/7/12 to 3/10/12
Longest Road Winning Streak	7	11/1/11 to 12/16/11
Longest Point Streak	8	10/29/11 to 11/13/11
Longest Home Point Streak	6	2/7/12 to 3/10/12
Longest Road Point Streak	15	10/7/11 to 12/31/11
Longest Losing Streak	5 (2x)	2/5/13 to 2/15/13 12/1/12 to 12/12/12
Longest Home Losing Streak	7	12/7/12 to 1/12/13
Longest Road Losing Streak	3 (2x)	2/24/13 to 3/22/13 2/24/12 to 3/3/12
Longest Winless Streak	6	2/24/13 to 3/9/13 (0-4-0-2)
Longest Home Winless Streak	8	2/5/13 to 3/9/13 (0-6-0-2)
Longest Road Winless Streak	3	2/24/13 to 3/22/13 (0-3-0-0)



ALL-TIME SINGLE SEASON RECORDS (INDIVIDUAL)

SINGLE-SEASON RECORD	RECORD	PLAYER(S)	SEASON
Skaters			
Most goals	29	Eric O'Dell	2012-13
Most goals - defenceman			
Most goals - rookie			
Most assists	33	Jason Jaffray	2012-13
Most assists - defenceman			
Most assists - rookie			
Most points	55	Eric O'Dell	2012-13
Most points - defenceman			
Most points - rookie			
Most power play goals	10	Eric O'Dell	2012-13
Most shorthanded goals	3	Jason Jaffray	2011-12
Most shots	173	Ben Maxwell	2012-13
Most shots - defenceman	151	Paul Postma	2011-12
Most penalty minutes	112	Garth Murray	2011-12
Highest plus/minus	+18	Arturs Kulda	2011-12
Goaltenders			
Most appearances	43	Eddie Pasquale	2012-13
Most minutes played	2453	Eddie Pasquale	2012-13
Most wins	23	Eddie Pasquale	2011-12
Most losses	23	Eddie Pasquale	2012-13
Most ties/SOL	4	Eddie Pasquale	2012-13
Most shutouts	4	Eddie Pasquale Eddie Pasquale	2012-13 2011-12
Lowest GAA (min. 25 gms.)	2.41	Eddie Pasquale	2011-12
Highest SV% (min. 25 gms.)	.911	Eddie Pasquale	2011-12
Most shots faced	1223	Eddie Pasquale	2012-13
Most saves	1109	Eddie Pasquale	2012-13
Consecutive point streak	12	Aaron Gagnon	2/26/13 to 3/30/13
Consecutive goal streak	6	Eric O'Dell	3/15/13 to 3/27/13
Consecutive assist streak	5 (5x)	Marco Rosa Jason DeSantis Paul Postma John Albert Kael Mouillierat	11/25/11 to 12/6/11 11/26/11 to 12/7/11 12/16/11 to 12/31/11 3/31/12 to 4/8/12 3/30/13 to 4/10/13
Consecutive starts - goaltender	13	Eddie Pasquale	1/12/13 to 2/9/13
Consecutive win streak	7	Eddie Pasquale	1/25/12 to 2/18/12



WHEN WAS THE LAST TIME...

Recorded a shutout (home)	3/15/13	HAMILTON	W 5-0	M. Dekanich
Recorded a shutout (road)	1/19/13	at Norfolk	W 1-0	E. Pasquale
Shut out (home)	4/13/13	WBS	L 3-0	J. Zatkoff
Shut out (road)	1/23/13	at WBS	L 3-0	B. Thiessen
Scored 5 goals	3/30/13	at Worcester	W 5-4 (OT)	
Scored 6 goals	11/25/12	Providence	W 6-0	
Scored 7 goals	-			
Scored 8 goals	10/23/12	PORTLAND	W 8-7 (OT)	
Allowed 5 goals	4/14/13	WBS	L 5-4 (OT)	
Allowed 6 goals	2/17/13	at Portland	L 6-1	
Allowed 7 goals	2/10/13	CONNECTICUT	L 7-3	
Allowed 8 goals	-			
Recorded 20+ shots (period)	1/21/13	at Binghamton	W 3-2	21 (3rd period)
Allowed 20+ shots (period)	10/23/12	PORTLAND	W 8-7 (OT)	20 (3rd period)
Recorded 40+ shots	2/26/13	at Hamilton	L 4-3	42
Allowed 40+ shots	4/5/13	TORONTO	L 3-2 (OT)	43
Scored on a penalty shot	-			
Stopped on a penalty shot	3/23/13	at Portland	W 4-1	M. Macenauer vs. M. Visentin
Allowed a penalty shot goal	3/30/13	at Worcester	W 5-4 (OT)	J. Matsumoto vs. E. Pasquale
Stopped opp. on penalty shot	4/20/13	at TORONTO	W 4-3 (SO)	S. Abbott vs. M. Dekanich
Scored a hat trick at home	4/7/12	SPRINGFIELD	L 6-3	E. O'Dell
Scored a hat trick on the road	2/20/13	at Connecticut	W 5-1	E. O'Dell
Allowed a hat trick at home	4/14/13	WBS	L 5-4 (OT)	C. Kolarik
Allowed a hat trick on the road	12/28/12	at Hamilton	L 6-3	G. Dumont
Scored three power play goals	3/1/13	MANCHESTER	L 5-4 (SO)	Cormier, O'Dell, Mouillierat
Allowed three power play goals	1/12/13	TORONTO	L 6-2	Aucoin, Abbott, Colborne
Scored a shorthanded goal	4/14/13	WBS	L 5-4 (OT)	J. Lunden
Allowed a shorthanded goal	4/19/13	at Hamilton	L 4-1	L. Leblanc
Scored an empty net goal	2/16/13	at Manchester	W 5-3	J. Jaffray
Allowed an empty net goal	4/19/13	at Hamilton	L 4-1	P. Lefebvre
Won a home game in overtime	10/23/12	PORTLAND	W 8-7 (OT)	A. Burmistrov
Won a road game in overtime	3/30/13	at Worcester	W 5-4 (OT)	B. Maxwell
Lost in overtime (home)	4/14/13	WBS	L 5-4 (OT)	C. Kolarik
Lost an overtime (road)	10/30/11	at Providence	L 4-3 (OT)	A. Bodnarchuk
Won in a shootout (home)	11/16/12	ALBANY	W 4-3 (SO)	J. Jaffray
Won in a shootout (road)	4/20/13	at TORONTO	W 4-3 (SO)	E. O'Dell
Lost in a shootout (home)	3/8/13	SYRACUSE	L 3-2 (SO)	B. Connolly
Lost in a shootout (road)	4/21/13	at TORONTO	L 4-3 (SO)	D. Yeo



SPEED RECORDS

SINGLE-GAME RECORD	RECORD	PLAYER(S)	OPPONENT	DATE
Fastest goal to start a game	0:12	Eric O'Dell	Toronto	1/12/13
Fastest goal to start a game - opponent	0:17	Mike Zigomanis	Toronto	1/10/12
Fastest goal to start a period	0:12 (2x)	Eric O'Dell Eric O'Dell	Toronto Manchester	1/12/13 (1st period) 3/1/13 (2nd period)
Fastest goal to start a period - opponent	0:17	Mike Zigomanis	Toronto	10/13/12 (1st period)
Fastest two goals	0:10	Paul Postma (10:18 of 3rd) Carl Klingberg (10:28 of 3rd)	at Adirondack	11/28/12
Fastest two goals - opponent	0:13	David Ullstrom (18:44 of 1st) Casey Cizikas (18:57 of 1st)	Bridgeport	11/6/11
Fastest three goals	1:03	Aaron Gagnon (5:55 of 2nd) Kenndal McArdle (6:37 of 2nd) Patrice Cormier (6:58 of 2nd)	Syracuse	12/6/11
Fastest three goals - opponent	4:32	Paul Lane (15:35 of 1st) Chris Brown (17:57 of 1st) Evan Brophey (19:03 of 1st)	at Portland	2/17/13
Fastest four goals	6:25	Aaron Gagnon (5:55 of 2nd) Kenndal McArdle (6:37 of 2nd) Patrice Cormier (6:58 of 2nd) Zach Redmond (12:20 of 2nd)	Syracuse	12/6/11
Fastest four goals - opponent	12:11	Michael Haley (1:08 of 1st) Michael Haley (4:03 of 1st) Kris Newbury (12:01 of 1st) Nick Palmieri (13:19 of 1st)	Connecticut	2/10/13
Fastest two goals - one IceCap	1:03	Eric O'Dell (1:27 and 2:24 of 3rd)	Portland	10/23/12
Fastest two goals - both teams	0:08	Eric O'Dell (1:27 of 3rd) Alex Bolduc (1:35 of 3rd)	Portland	10/23/12





Of all the places we put our logo, our absolute favourite is on kids' hockey jerseys.

We're proud to support over 4,500 teams in communities across Canada.



You're richer than you think.®



© Registered trademarks of The Bank of Nova Scotia.



**2012-2013
ICECAPS OPPONENTS**

ADIRONDACK PHANTOMS

RECORD: 2-2-0-0

Results: At St. John's (1-1-0-0)



Date	Result	Game-winning goal	Goaltender(s)
Oct. 19, 2012	W 2-1	Ramsey	Pasquale/Munroe
Oct. 20, 2012	L 4-3	Schenn	Pasquale/Munroe

At Opponent (1-1-0-0)

Date	Result	Game-winning goal	Goaltender(s)
Nov. 28th, 2012	W 3-2	Klingberg	Pasquale/Munroe
Dec. 19th, 2012	L 3-2	Schenn	Pasquale/Munroe

INDIVIDUAL STATISTICS

ST. JOHN'S ICECAPS

#	Player	GP	G	A	PTS	PIM	+/-
24	X Zach Redmond	4	2	1	3	0	1
10	X Spencer Machacek	4	1	2	3	5	-2
8	X Alex Burmistrov	3	0	3	3	2	2
7	X Derek Meech	4	0	3	3	4	-3
29	Dean Arsene	4	0	2	2	0	2
21	Kael Moullierat	1	0	2	2	4	1
16	John Albert	3	1	0	1	0	2
9	X Kevin Clark	4	1	0	1	6	2
48	Carl Klingberg	2	1	0	1	2	0
26	Maxime Macenauer	4	1	0	1	4	-4
4	X Paul Postma	2	1	0	1	0	-1
2	Travis Ramsey	2	1	0	1	0	1
22	Ivan Telegin	4	1	0	1	0	-1
17	Jason Gregoire	3	0	1	1	0	1
15	Jason Jaffray	2	0	1	1	4	0
5	Jason King	2	0	1	1	2	0
49	Ben Maxwell	4	0	1	1	6	0
23	Will O'Neill	3	0	1	1	2	-3
18	Ben Chiarot	3	0	0	0	2	0
28	Patrice Cormier	1	0	0	0	0	0
11	X Aaron Gagnon	3	0	0	0	4	0
44	Julian Melchiori	2	0	0	0	0	-1
14	Eric O'Dell	2	0	0	0	0	1
40	Eddie Pasquale	4	0	0	0	2	0
27	Raymond Sawada	2	0	0	0	2	-3
38	Ryan Schnell	1	0	0	0	7	0
36	Hunter Tremblay	2	0	0	0	0	-3
21	X Derek Whitmore	1	0	0	0	0	-1

#	Player	GP	W	L	SL	MIN	GA	GAA	SV%
40	Eddie Pasquale	4	2	2	0	237:15	10	2.53	0.924





ADIRONDACK PHANTOMS

#	Player	GP	G	A	PTS	PIM	+/-
10	X Brayden Schenn	4	2	1	3	0	-2
28	X Brandon Manning	4	2	0	2	2	0
22	Eric Wellwood	4	1	1	2	0	3
14	X Sean Couturier	4	0	2	2	0	1
23	Ben Holmstrom	3	0	2	2	0	0
5	Danny Syvret	4	0	2	2	0	3
9	Rob Bordson	4	1	0	1	0	1
11	Shane Harper	2	1	0	1	0	0
15	Andrew Johnston	2	1	0	1	0	2
26	X Zac Rinaldo	3	1	0	1	19	-1
24	X Harry Zolnierczyk	4	1	0	1	6	1
38	Jason Akeson	2	0	1	1	0	1
42	Jeff Dimmen	3	0	1	1	0	-2
25	X Matthew Ford	2	0	1	1	2	2
36	X Erik Gustafsson	3	0	1	1	8	-1
7	X Oliver Lauridsen	4	0	1	1	6	2
3	X Marc-Andre Bourdon	1	0	0	0	2	0
18	Tyler Brown	2	0	0	0	0	1
20	Cullen Eddy	4	0	0	0	5	2
13	Zack FitzGerald	1	0	0	0	5	0
6	Matt Konan	1	0	0	0	2	0
57	Matt Mangene	2	0	0	0	0	-1
16	Tye McGinn	4	0	0	0	2	-2
33	Scott Munroe	4	0	0	0	0	0
27	Garrett Roe	4	0	0	0	2	0
8	X Mike Testwuide	1	0	0	0	0	0

#	Player	GP	W	L	SL	MIN	GA	GAA	SV%
33	Scott Munroe	4	2	2	0	236:51	10	2.53	0.910

SPECIAL TEAMS

ICECAPS

Power Play	2/20	10.0%
Penalty Kill	20/22	90.9%

OPPONENT

Power Play	2/22	9.0%
Penalty Kill	18/20	90.0%

ALBANY DEVILS

RECORD VS: 3-1-0-0

Results: At St. John's (1-1-0-0)



Date	Result	Game-winning goal	Goaltender(s)
Nov. 16, 2012	W 4-3 (SO)	Jaffray	Dekanich/Kinkaid
Nov. 17, 2012	L 5-3	Butler	Dekanich/Fraze

At Opponent (2-0-0-0)

Date	Result	Game-winning goal	Goaltender(s)
Nov. 30, 2012	W 1-0	Redmond	Pasquale/Fraze
Mar. 27, 2013	W 4-2	Gagnon	Dekanich/Fraze

INDIVIDUAL STATISTICS

ST. JOHN'S ICECAPS

#	Player	GP	G	A	PTS	PIM	+/-
15	Jason Jaffray	4	1	5	6	0	3
14	Eric O'Dell	3	1	4	5	4	2
26	Maxime Macenauer	4	1	2	3	4	0
11	X Aaron Gagnon	3	2	0	2	4	2
24	X Zach Redmond	3	2	0	2	0	-1
48	Carl Klingberg	3	1	1	2	2	2
27	Raymond Sawada	4	1	1	2	0	0
22	Ivan Telegin	3	1	1	2	2	3
49	Ben Maxwell	4	0	2	2	0	-1
23	Will O'Neill	3	0	2	2	0	1
4	X Paul Postma	3	0	2	2	0	1
17	Jason Gregoire	3	1	0	1	0	0
18	Tomas Kubalik (total)	6	1	0	1	0	2
	SPR	5	1	0	1	2	2
	STJ	1	0	0	0	0	0
18	Ben Chiarot	4	0	1	1	2	-1
20	Richard Petiot	1	0	1	1	2	1
16	John Albert	2	0	0	0	0	-1
29	Dean Arsene	4	0	0	0	6	0
8	X Alex Burmistrov	3	0	0	0	0	0
9	X Kevin Clark	2	0	0	0	0	0
3	X Patrick Cullity	1	0	0	0	0	0
31	Mark Dekanich	3	0	0	0	0	0
42	Josh Lunden	1	0	0	0	5	0
10	X Spencer Machacek	3	0	0	0	0	-3
7	X Derek Meech	3	0	0	0	0	1
44	Julian Melchiori	2	0	0	0	2	0
21	Kael Moullierat	1	0	0	0	0	0
40	Eddie Pasquale	1	0	0	0	0	0
2	Travis Ramsey	1	0	0	0	2	1
10	Vinny Saponari	1	0	0	0	0	0
19	X Joey Sides	1	0	0	0	2	0
21	X Derek Whitmore	1	0	0	0	0	-1

#	Player	GP	W	L	SL	MIN	GA	GAA	SV%
40	Eddie Pasquale	1	1	0	0	60:00	0	0.00	1.000
31	Mark Dekanich	3	2	1	0	182:31	10	3.29	0.885





ALBANY DEVILS

#	Player	GP	G	A	PTS	PIM	+/-
7	Brandon Burlon	4	1	2	3	2	2
14	X Adam Henrique	2	1	2	3	0	2
5	X Adam Larsson	3	1	2	3	0	1
2	Jay Leach	4	1	2	3	2	-2
29	Matt Anderson	4	0	3	3	0	0
10	X Jacob Josefson	3	2	0	2	2	0
23	Darcy Zajac	3	2	0	2	0	1
9	Joe Whitney	4	1	1	2	2	0
18	X Harri Pesonen	3	0	2	2	0	1
11	X Bobby Butler	3	1	0	1	0	2
34	Phil DeSimone	1	0	1	1	4	-2
41	Raman Hrabarenka	3	0	1	1	2	-1
35	Keith Kinkaid	1	0	1	1	0	0
19	X Mike Siso	2	0	1	1	2	0
21	Mattias Tedenby	3	0	1	1	2	-4
16	Chad Wiseman	2	0	1	1	4	-2
31	Jeff Frazee	3	0	0	0	0	0
24	X Eric Gelinas	1	0	0	0	2	-1
26	Mike Hoeffel	4	0	0	0	4	0
14	Cam Janssen	1	0	0	0	2	0
37	Chris McKelvie	1	0	0	0	5	-1
33	Corbin McPherson	4	0	0	0	2	1
20	X Scott Parse	1	0	0	0	2	0
12	Tim Sestito	3	0	0	0	0	-2
6	X Alexander Urbom	4	0	0	0	4	-3
25	David Wohlberg	3	0	0	0	2	1
32	Harry Young	1	0	0	0	0	0
17	Kelly Zajac	1	0	0	0	0	0
15	Steve Zalewski	4	0	0	0	2	-4

#	Player	GP	W	L	SL	MIN	GA	GAA	SV%
31	Jeff Frazee	3	1	2	0	177:38	8	2.70	0.910
35	Keith Kinkaid	1	0	0	1	65:00	3	2.77	0.897

SPECIAL TEAMS ICECAPS

Power Play	3/22	13.6%
Penalty Kill	14/18	77.8%

OPPONENT

Power Play	4/18	22.2%
Penalty Kill	19/22	86.3%

BINGHAMTON SENATORS

RECORD VS: 3-1-0-0

Results: At St. John's (2-0-0-0)



Date	Result	Game-winning goal	Goaltender(s)
Feb 1, 2013	W 4-2	O' Dell	Pasquale/Lehner
Feb. 2, 2013	W 1-0	O' Dell	Pasquale/Lehner

At Opponent (1-1-0-0)

Date	Result	Game-winning goal	Goaltender(s)
Dec. 31, 2012	L 4-2	Grant	Pasquale/Bishop
Jan. 21, 2013	W3-2	Gregoire	Pasquale/Lawson

INDIVIDUAL STATISTICS

ST. JOHN'S ICECAPS

#	Player	GP	G	A	PTS	PIM	+/-
14	Eric O'Dell	4	3	1	4	0	1
21	Kael Mouillierat	4	2	2	4	2	1
26	Maxime Macenauer	4	2	0	2	6	-4
9	X Kevin Clark	3	1	1	2	0	2
17	Jason Gregoire	4	1	1	2	0	2
4	X Paul Postma	1	1	1	2	0	-1
15	Jason Jaffray	4	0	2	2	0	-4
48	Carl Klingberg	4	0	2	2	2	1
18	Ben Chiarot	3	0	1	1	4	0
28	Patrice Cormier	3	0	1	1	0	0
10	X Spencer Machacek	4	0	1	1	0	-2
49	Ben Maxwell	4	0	1	1	2	-1
7	X Derek Meech	4	0	1	1	8	-1
27	Raymond Sawada	4	0	1	1	2	-3
16	John Albert	1	0	0	0	0	0
29	Dean Arsene	4	0	0	0	9	3
11	X Aaron Gagnon	1	0	0	0	0	0
42	Josh Lunden	1	0	0	0	5	1
44	Julian Melchiori	3	0	0	0	6	0
23	Will O'Neill	2	0	0	0	0	0
40	Eddie Pasquale	4	0	0	0	0	0
20	Richard Petiot	3	0	0	0	0	1
2	Travis Ramsey	3	0	0	0	2	-1
24	X Zach Redmond	1	0	0	0	0	-1
38	Ryan Schnell	1	0	0	0	0	0
36	Hunter Tremblay	2	0	0	0	0	0

#	Player	GP	W	L	SL	MIN	GA	GAA	SV%
40	Eddie Pasquale	4	3	1	0	239:06	7	1.76	0.935





BINGHAMTON SENATORS

#	Player	GP	G	A	PTS	PIM	+/-
19	Hugh Jessiman	4	1	2	3	2	-1
21	Derek Grant	4	2	0	2	8	2
18	Shane Prince	4	2	0	2	4	-1
16	Mark Stone	2	1	1	2	0	2
24	Stephane Da Costa	4	0	2	2	0	-1
27	X Mike Hoffman	2	1	0	1	0	-1
93	X Mika Zibanejad	1	1	0	1	2	1
22	David Dziurzynski	3	0	1	1	5	2
10	X Jean-Gabriel Pageau	4	0	1	1	0	0
15	Cole Schneider	4	0	1	1	0	0
33	X Jakob Silfverberg	1	0	1	1	0	0
61	X Andre Benoit	1	0	0	0	2	1
30	X Ben Bishop	1	0	0	0	0	0
44	Ben Blood	3	0	0	0	4	-2
5	Mark Borowiecki	1	0	0	0	2	2
12	Pat Cannone	3	0	0	0	2	1
3	Fredrik Claesson	3	0	0	0	2	1
23	Corey Cowick	4	0	0	0	2	-2
25	Jack Downing	2	0	0	0	7	-1
29	Tyler Eckford	4	0	0	0	0	-1
39	Dustin Gazley	2	0	0	0	0	0
2	X Eric Gryba	4	0	0	0	8	2
36	Wacey Hamilton	3	0	0	0	0	0
28	Darren Kramer	1	0	0	0	2	0
52	Nathan Lawson	1	0	0	0	0	0
40	X Robin Lehner	2	0	0	0	2	0
8	Daniel New	3	0	0	0	6	0
6	Chris Wideman	4	0	0	0	6	0
17	X Patrick Wiercioch	1	0	0	0	0	-1

#	Player	GP	W	L	SL	MIN	GA	GAA	SV%
30	X Ben Bishop	1	1	0	0	60:00	2	2.00	0.935
40	X Robin Lehner	2	0	2	0	119:36	5	2.51	0.922
52	Nathan Lawson	1	0	1	0	58:59	3	3.05	0.923

SPECIAL TEAMS ICECAPS

Power Play	5/26	19.2%
Penalty Kill	16/18	72.7%

OPPONENT

Power Play	2/18	11.1%
Penalty Kill	21/26	80.7%

CONNECTICUT WHALE RECORD VS: 2-2-0-0



Results: At St. John's (0-2-0-0)

Date	Result	Game-winning goal	Goaltender(s)
Feb. 9, 2013	L 4-1	Haley	Pasquale/Talbot
Feb. 10, 2013	L 7-3	Palmieri	Dekanich,Pasquale/Talbot

At Opponent (2-0-0-0)

Date	Result	Game-winning goal	Goaltender(s)
Oct. 14, 2012	W 3-2	Machacek	Dekanich/ Stajcer
Feb. 20, 2013	W5-1	O' Dell	Dekanich/ Talbot,Missiaen

INDIVIDUAL STATISTICS ST. JOHN'S ICECAPS

#	Player	GP	G	A	PTS	PIM	+/-
21	Kael Mouillierat	3	0	5	5	2	-1
14	Eric O'Dell	3	3	1	4	2	0
48	Carl Klingberg	4	1	2	3	4	-1
49	Ben Maxwell	4	1	2	3	0	-2
23	Will O'Neill	3	0	3	3	2	-1
15	Jason Jaffray	3	2	0	2	2	0
26	Maxime Macenauer	4	2	0	2	4	-2
10	X Spencer Machacek	4	1	1	2	5	2
8	X Alex Burmistrov	1	0	2	2	0	0
11	X Aaron Gagnon	3	0	2	2	0	2
36	Hunter Tremblay	1	0	2	2	0	1
9	X Kevin Clark	3	1	0	1	0	1
24	X Zach Redmond	1	1	0	1	2	1
7	X Derek Meech	3	0	1	1	4	-2
2	Travis Ramsey	3	0	1	1	0	3
41	Cody Sol	1	0	1	1	0	2
22	Ivan Telegin	1	0	1	1	0	1
29	Dean Arsene	3	0	0	0	2	-2
18	Ben Chiarot	4	0	0	0	6	-1
28	Patrice Cormier	4	0	0	0	15	0
31	Mark Dekanich	3	0	0	0	0	0
17	Jason Gregoire	4	0	0	0	0	0
5	Jason King	1	0	0	0	0	0
42	Josh Lunden	1	0	0	0	0	-1
44	Julian Melchiori	4	0	0	0	4	1
40	Eddie Pasquale	2	0	0	0	0	0
20	Richard Petiot	2	0	0	0	0	-2
27	Raymond Sawada	3	0	0	0	5	-2
38	Ryan Schnell	1	0	0	0	0	0

#	Player	GP	W	L	SL	MIN	GA	GAA	SV%
31	Mark Dekanich	3	2	0	0	123:52	5	2.42	0.926
40	Eddie Pasquale	2	0	2	0	115:48	8	4.15	0.795





CONNECTICUT WHALE

#	Player	GP	G	A	PTS	PIM	+/-
11	X Kris Newbury	4	2	4	6	2	-3
18	X Micheal Haley	4	3	1	4	7	3
21	Andrew Yogan	4	2	2	4	0	0
92	X Christian Thomas	4	1	3	4	0	4
7	Kyle Jean	4	2	1	3	4	-1
48	Mike Vernace	3	1	2	3	0	4
8	X Jyri Niemi	4	1	1	2	2	2
44	Nick Palmieri	3	1	1	2	2	0
39	Logan Pyett	4	0	2	2	0	-1
90	Kelsey Tessier	4	1	0	1	2	3
28	X Andrew Carroll	3	0	1	1	5	-1
25	Sean (P.) Collins	4	0	1	1	2	2
20	X Chris Kreider	1	0	1	1	4	-1
23	X Brandon Mashinter (total)	3	0	1	1	5	-1
	CT	2	0	1	1	5	0
	WOR	1	0	0	0	2	-1
10	X J.T. Miller	1	0	1	1	0	0
5	X Blake Parlett	4	0	1	1	2	-3
26	X Brandon Segal	3	0	1	1	0	-2
4	X Steve Eminger	1	0	0	0	0	-2
97	X Matt Gilroy	1	0	0	0	0	0
16	X Tommy Grant	1	0	0	0	2	0
3	Sam Klassen	3	0	0	0	4	0
42	X Chad Kolarik	1	0	0	0	0	2
2	X Dylan McIlrath	3	0	0	0	12	0
31	X Jason Missiaen	1	0	0	0	0	0
27	X Michael Pelech	3	0	0	0	6	0
17	X Scott Pitt	1	0	0	0	2	0
40	Scott Stajcer	1	0	0	0	0	0
33	X Cameron Talbot	3	0	0	0	0	0
14	Jason Wilson	2	0	0	0	0	0

#	Player	GP	W	L	SL	MIN	GA	GAA	SV%
33	X Cameron Talbot	3	2	1	0	140:00	7	3.00	0.909
31	X Jason Missiaen	1	0	0	0	40:00	2	3.00	0.923
40	Scott Stajcer	1	0	1	0	59:10	3	3.04	0.880

SPECIAL TEAMS ICECAPS

Power Play	4/18	22.2%
Penalty Kill	11/16	68.7%

OPPONENT

Power Play	5/16	31.2%
Penalty Kill	14/18	77.7%

HAMILTON BULLDOGS

OVERALL RECORD VS: 4-4-0-0



Results: At St. John's (3-1-0-0)

Date	Result	Game-winning goal	Goaltender(s)
Nov. 20, 2012	W 3-1	Meech	Pasquale/Mayer
Nov. 21, 2012	L 2-1	Quailer	Dekanich/Desjardins
Mar. 15, 2013	W 5-0	Gagnon	Dekanich/Mayer,Tokarski
Mar. 16, 2013	W 4-3	Lunden	Dekanich/Tokarski

At Opponent (1-3-0-0)

Date	Result	Game-winning goal	Goaltender(s)
Dec. 21, 2012	W 2-1	Mouillierat	Dekanich/Desjardins
Dec. 28, 2012	L 6-3	Ellis	Dekanich,Pasquale/Mayer
Feb. 22, 2013	L 4-3	Beaulieu	Dekanich/ Mayer
Apr.19, 2013	L 4-2	Leblanc	Olkiuora/ Mayer

INDIVIDUAL STATISTICS

ST. JOHN'S ICECAPS

#	Player	GP	G	A	PTS	PIM	+/-
15	Jason Jaffray	8	2	5	7	0	-2
14	Eric O'Dell	6	3	3	6	4	2
27	Raymond Sawada	8	3	2	5	11	-5
7	X Derek Meech	5	1	4	5	2	-3
17	Jason Gregoire	8	3	1	4	0	2
11	X Aaron Gagnon	6	2	2	4	2	2
21	Kael Mouillierat	5	2	2	4	0	1
49	Ben Maxwell	8	0	4	4	6	-2
42	Josh Lunden	4	3	0	3	2	-1
48	Carl Klingberg	8	1	2	3	14	3
23	Will O'Neill	8	0	3	3	0	-5
26	Maxime Macenauer	7	1	1	2	8	-4
8	X Alex Burmistrov	2	0	2	2	0	1
18	Ben Chiarot	7	0	2	2	4	3
44	Julian Melchiori	5	0	2	2	4	2
28	Patrice Cormier	4	1	0	1	7	1
29	Dean Arsene	6	0	1	1	9	0
3	X Patrick Cullity	2	0	1	1	2	-1
19	Tomas Kubalik	2	0	1	1	2	1
10	X Spencer Machacek	5	0	1	1	7	0
4	X Paul Postma	3	0	1	1	0	0
2	Travis Ramsey	3	0	1	1	7	5
24	X Zach Redmond	5	0	1	1	0	-2
16	John Albert	2	0	0	0	2	-1
9	X Kevin Clark	1	0	0	0	0	-1
31	Mark Dekanich	6	0	0	0	0	0
9	Norm Ezekiel	1	0	0	0	0	0
32	X Josh Godfrey	1	0	0	0	0	1
47	Adam Lowry	1	0	0	0	0	-1
32	Jake Marto	1	0	0	0	0	0
33	Juho Olkinuora	1	0	0	0	0	0
40	Eddie Pasquale	2	0	0	0	0	0
38	Ryan Schnell	3	0	0	0	7	0
41	Cody Sol	4	0	0	0	11	1
22	Ivan Telegin	3	0	0	0	2	-1
45	Mathieu Tousseignant (total)	2	0	0	0	5	0
	TEX	1	0	0	0	0	0
	STJ	1	0	0	0	5	0
36	Hunter Tremblay	1	0	0	0	0	0

#	Player	GP	W	L	SL	MIN	GA	GAA	SV%
40	Eddie Pasquale	2	1	1	0	106:29	3	1.69	0.958
31	Mark Dekanich	6	3	2	0	310:09	13	2.51	0.902
33	Juho Olkinuora	1	0	1	0	59:29	3	3.03	0.880





HAMILTON BULLDOGS

#	Player	GP	G	A	PTS	PIM	+/-
8	X Nathan Beaulieu	8	2	7	9	10	4
40	X Gabriel Dumont	5	3	2	5	4	3
17	X Brendan Gallagher	4	2	2	4	0	2
37	Patrick Holland	7	1	3	4	0	0
49	Philippe Lefebvre	2	3	0	3	2	4
14	X Mike Blunden	5	1	2	3	2	1
10	Stefan Chaput	5	1	2	3	2	-5
18	X Michael Bournival	8	0	3	3	2	3
11	Joey Tenute	4	0	3	3	0	0
44	Morgan Ellis	8	1	1	2	11	0
20	X Louis Leblanc	7	1	1	2	6	0
27	X Tyler Murovich	3	1	1	2	12	0
4	X Brendon Nash	4	1	1	2	2	4
2	X Greg Pateryn	4	1	1	2	2	1
67	X Alexander Avtsin	3	1	0	1	0	0
13	Steve Quailer	6	1	0	1	0	0
6	Joe Stejskal	3	1	0	1	2	0
56	Olivier Archambault	1	0	1	1	0	1
16	X Olivier Fortier	3	0	1	1	0	0
53	Charles Hudon	1	0	1	1	0	0
26	X Petteri Nokelainen	3	0	1	1	8	-1
5	X Jarred Tinordi	6	0	1	1	9	0
47	X Darryl Boyce	2	0	0	0	4	-1
25	Sebastian Collberg	1	0	0	0	0	0
22	X Mike Commodore	1	0	0	0	2	0
3	Antoine Corbin	4	0	0	0	2	0
30	X Cedrick Desjardins	2	0	0	0	0	0
15	Kyle Hagel	8	0	0	0	21	-5
24	X Danny Kristo	1	0	0	0	0	2
19	X Daulltan Leveille	2	0	0	0	0	-1
29	X Robert Mayer	5	0	0	0	2	0
7	X Peter Merth	2	0	0	0	4	-1
23	Joonas Nattinen	4	0	0	0	2	0
28	X Aaron Palushaj	2	0	0	0	4	-2
4	Adam Ross	1	0	0	0	0	0
32	Frederic St-Denis	6	0	0	0	0	-5
12	Zack Stortini	8	0	0	0	23	-3
34	X Dustin Tokarski (total)	3	0	0	0	0	0
	SYR	1	0	0	0	17	0
	HAM	2	0	0	0	0	0
54	Brady Vail	1	0	0	0	0	-1
26	X Cody Wild	1	0	0	0	0	0

#	Player	GP	W	L	SL	MIN	GA	GAA	SV%
30	X Cedrick Desjardins	2	1	1	0	119:16	3	1.51	0.945
29	X Robert Mayer	5	3	2	0	245:39	13	3.18	0.898
34	X Dustin Tokarski (total)	3	0	1	0	136:51	9	3.95	0.888
	HAM	2	0	1	0	111:15	6	3.24	0.903
	SYR	1	0	0	0	25:36	3	7.03	0.833

SPECIAL TEAMS

ST. JOHN'S ICECAPS

Power Play	6/39	15.4%
Penalty Kill	24/29	82.7%

OPPONENT

Power Play	5/29	17.2%
Penalty Kill	33/39	84.6%



HERSHEY BEARS OVERALL RECORD VS: 2-2-0-0

Results: At St. John's (0-2-0-0)

Date	Result	Game-winning goal	Goaltender(s)
Dec. 11, 2012	L 2-1	Kundratek	Dekanich/Holtby
Dec. 12, 2012	L 4-0	Hamill	Dekanich/Holtby

At Opponent (2-0-0-0)

Date	Result	Game-winning goal	Goaltender(s)
Nov. 10, 2012	W 2-1	Meech	Dekanich/Sabourin
Jan. 25, 2013	W 3-1	Maxwell	Pasquale/Grubauer

INDIVIDUAL STATISTICS ST. JOHN'S ICECAPS

#	Player	GP	G	A	PTS	PIM	+/-
27	Raymond Sawada	4	1	3	4	9	1
7	X Derek Meech	4	1	2	3	4	0
28	Patrice Cormier	1	1	1	2	0	1
49	Ben Maxwell	4	1	0	1	2	1
14	Eric O'Dell	2	1	0	1	0	1
24	X Zach Redmond	3	1	0	1	2	-1
16	John Albert	2	0	1	1	2	0
18	Ben Chiarot	4	0	1	1	0	1
48	Carl Klingberg	4	0	1	1	0	1
21	Kael Mouillierat	3	0	1	1	0	0
40	Eddie Pasquale	1	0	1	1	0	0
4	X Paul Postma	3	0	1	1	0	0
29	Dean Arsene	4	0	0	0	9	0
8	X Alex Burmistrov	1	0	0	0	4	0
9	X Kevin Clark	4	0	0	0	9	-1
31	Mark Dekanich	3	0	0	0	0	0
11	X Aaron Gagnon	2	0	0	0	2	-1
17	Jason Gregoire	3	0	0	0	0	0
15	Jason Jaffray	2	0	0	0	0	0
26	Maxime Macenauer	4	0	0	0	4	0
10	X Spencer Machacek	4	0	0	0	2	-2
44	Julian Melchiori	1	0	0	0	5	0
23	Will O'Neill	2	0	0	0	0	-1
20	Richard Petiot	1	0	0	0	2	1
2	Travis Ramsey	2	0	0	0	0	0
19	X Joey Sides	2	0	0	0	0	0
41	Cody Sol	1	0	0	0	0	0
22	Ivan Telegin	3	0	0	0	0	0
20	X Shawn Weller	1	0	0	0	0	0
21	X Derek Whitmore	1	0	0	0	0	-1

#	Player	GP	W	L	SL	MIN	GA	GAA	SV%
40	Eddie Pasquale	1	1	0	0	59:58	1	1.00	0.963
31	Mark Dekanich	3	1	2	0	178:08	7	2.36	0.894





HERSHEY BEARS

#	Player	GP	G	A	PTS	PIM	+/-
14	Jon DiSalvatore	4	3	2	5	2	-1
20	Jeff Taffe	4	0	5	5	2	0
19	X Zach Hamill	4	1	1	2	0	-2
22	Ryan Potulny	3	0	2	2	0	-2
23	X Barry Almeida	2	1	0	1	0	1
18	X Mathieu Beaudoin	3	1	0	1	0	1
32	X Alex Berry	2	1	0	1	0	1
34	X Tomas Kundratek	3	1	0	1	4	0
26	Mike Carman	4	0	1	1	2	1
12	Boyd Kane	4	0	1	1	4	0
4	X Kevin Marshall	4	0	1	1	6	3
27	Matt Pope	3	0	1	1	4	1
24	Mattias Sjogren	3	0	1	1	0	0
21	Ryan Stoa	1	0	1	1	0	-1
11	X Evan Barlow	1	0	0	0	2	0
29	Julien Brouillette	4	0	0	0	0	-1
15	X Matt Clackson	1	0	0	0	0	-1
25	X Brett Fleming	2	0	0	0	2	1
31	X Philipp Grubauer	1	0	0	0	0	0
1	X Braden Holtby	2	0	0	0	0	0
37	Jonathon Kalinski	1	0	0	0	0	0
36	Garrett Mitchell	4	0	0	0	12	0
7	X Steve Oleksy	4	0	0	0	2	0
35	Dany Sabourin	1	0	0	0	0	0
6	X Cameron Schilling	4	0	0	0	6	0
5	X Garrett Stafford	2	0	0	0	0	-1
17	X T.J. Syner	4	0	0	0	9	0
33	X Patrick Wellar	1	0	0	0	7	0

#	Player	GP	W	L	SL	MIN	GA	GAA	SV%
1	X Braden Holtby	2	2	0	0	120:00	1	0.50	0.984
31	X Philipp Grubauer	1	0	1	0	59:38	2	2.01	0.926
35	Dany Sabourin	1	0	1	0	59:34	2	2.01	0.926

SPECIAL TEAMS

ICECAPS

Power Play	3/20	15.0%
Penalty Kill	11/16	68.7%

OPPONENT

Power Play	5/16	31.2%
Penalty Kill	17/20	85.0%



MANCHESTER MONARCHS OVERALL RECORD VS: 2-4-1-1

Results: At St. John's (0-2-1-1)

Date	Result	Game-winning goal	Goaltender(s)
Jan. 4, 2013	L 3-2	Laktionov	Pasquale/Jones
Jan. 5, 2013	L 3-2 (OT)	Vovnov	Dekanich/Mannino
Mar. 1, 2013	L 5-4 (SO)	Yellow Horn	Pasquale/Jones
Mar. 2, 2013	L 4-1	Bishop	Pasquale/Jones

At Opponent (2-2-0-0)

Date	Result	Game-winning goal	Goaltender(s)
Nov. 7, 2012	L 4-1	Kozun	Dekanich/Mannino
Feb. 15, 2013	L 5-3	Kozun	Dekanich/Jones
Feb. 16, 2013	W 5-3	Cormier	Dekanich/Jones
Mar. 24, 2013	W 4/3	Maxwell	Dekanich/Jones

INDIVIDUAL STATISTICS

ST. JOHN'S ICECAPS

#	Player	GP	G	A	PTS	PIM	+/-
14	Eric O'Dell	8	4	7	11	0	4
15	Jason Jaffray	8	2	5	7	4	-3
11	X Aaron Gagnon	5	2	4	6	2	-5
21	Kael Mouillierat	7	2	3	5	6	-2
48	Carl Klingberg	7	3	1	4	2	1
10	X Spencer Machacek	7	2	2	4	0	1
49	Ben Maxwell	7	2	2	4	6	-6
28	Patrice Cormier	6	2	1	3	0	-2
18	Ben Chiarot	4	0	2	2	4	-4
42	Josh Lundén	5	0	2	2	0	-1
44	Julian Melchiori	5	0	2	2	4	-4
23	Will O'Neill	8	0	2	2	6	-3
4	X Paul Postma	3	0	2	2	2	-2
41	Cody Sol	4	0	2	2	5	0
8	X Alex Burmistrov	1	1	0	1	2	0
27	Raymond Sawada	8	1	0	1	6	-7
30	X Chris Carrozzi	1	0	1	1	0	0
7	X Derek Meech	3	0	1	1	4	1
24	X Zach Redmond	3	0	1	1	20	4
22	Ivan Telegin	3	0	1	1	0	1
16	John Albert	1	0	0	0	0	0
29	Dean Arsene	8	0	0	0	11	-7
9	X Kevin Clark	1	0	0	0	2	-1
36	X Patrick Cullity (total)	3	0	0	0	0	0
	SPR	2	0	0	0	6	-1
	STJ	1	0	0	0	0	1
31	Mark Dekanich	5	0	0	0	0	0
13	Norm Ezekiel	3	0	0	0	5	0
17	Jason Gregoire	7	0	0	0	0	-6
9	X Matthew Kirzinger	1	0	0	0	0	0
26	Maxime Macenauer	6	0	0	0	4	-2
40	Eddie Pasquale	3	0	0	0	0	0
20	Richard Petiot	5	0	0	0	0	0
2	Travis Ramsey	5	0	0	0	4	-1
38	Ryan Schnell	3	0	0	0	2	-1
21	X Derek Whitmore	1	0	0	0	0	0

#	Player	GP	W	L	SL	MIN	GA	GAA	SV%
30	X Chris Carrozzi	1	1	0	0	50:15	1	1.19	0.938
40	Eddie Pasquale	3	0	2	1	180:26	10	3.33	0.868
31	Mark Dekanich	5	1	3	0	251:57	16	3.81	0.882





MANCHESTER MONARCHS

#	Player	GP	G	A	PTS	PIM	+/-
26	X Tyler Toffoli	7	6	4	10	0	7
9	Linden Vey	8	2	8	10	2	7
15	Brandon Kozun	8	8	0	8	6	5
19	Jordan Weal	6	1	4	5	6	4
14	Tanner Pearson	5	2	2	4	2	4
4	Nick Deslauriers	6	0	4	4	2	2
12	Andy Andreoff	6	2	1	3	6	-1
21	X Dwight King	3	0	3	3	2	-1
6	David Kolomatis	5	0	3	3	6	-2
17	Colton Yellow Horn	5	0	3	3	4	4
76	X Slava Voynov	3	2	0	2	2	0
7	Andrew Bodnarchuk	8	1	1	2	4	1
33	Bryan Rodney	7	1	1	2	2	4
37	X Thomas Hickey	3	0	2	2	0	2
5	Vincent LoVerde	5	0	2	2	4	6
11	Hunter Bishop	3	1	0	1	2	2
22	Marc-Andre Cliche	4	1	0	1	9	0
18	X Andrei Loktionov	2	1	0	1	0	0
21	Anthony Stewart	5	1	0	1	6	-3
16	Stefan Legein	4	0	1	1	4	1
55	David Meckler	5	0	1	1	0	-2
3	X Jake Muzzin	3	0	1	1	8	2
44	X Jordan Nolan	2	0	1	1	0	0
23	Brian O'Neill	5	0	1	1	2	0
43	X Kris Belan	2	0	0	0	5	0
2	Andrew Campbell	3	0	0	0	2	-2
10	Matt Case	1	0	0	0	2	0
13	X Richard Clune	3	0	0	0	7	-1
27	Robert Czarnik	7	0	0	0	6	1
8	Chris Huxley	4	0	0	0	2	4
49	Justin Johnson	1	0	0	0	0	0
31	Martin Jones	6	0	0	0	2	0
35	Peter Mannino	2	0	0	0	0	0
54	X Mike Matczak	1	0	0	0	0	0
24	X Ian O'Connor	3	0	0	0	7	-2
17	X Nikolay Prokhorkin	1	0	0	0	0	0

#	Player	GP	W	L	SL	MIN	GA	GAA	SV%
35	Peter Mannino	2	2	0	0	123:01	3	1.46	0.944
31	Martin Jones	6	4	2	0	362:54	17	2.81	0.916

SPECIAL TEAMS

ICECAPS

Power Play	7/45	15.5%
Penalty Kill	29/35	82.8%

OPPONENT

Power Play	6/35	17.1%
Penalty Kill	38/45	84.4%



NORFOLK ADMIRALS RECORD VS: 2-1-0-1

Results: At St. John's (1-1-0-1)

Date	Result	Game-winning goal	Goaltender(s)
Oct. 27, 2012	W 3-2	O' Dell	Dekanich/Andersen
Oct. 28, 2012	L 2-0	Maroon	Pasquale/Bobkov

At Opponent (1-0-0-1)

Date	Result	Game-winning goal	Goaltender(s)
Jan. 18, 2013	L 1-0 (SO)	Brittain	Pasquale/ Fashth
Jan. 19, 2013	W 1-0	Machacek	Pasquale/ Fashth

INDIVIDUAL STATISTICS ST. JOHN'S ICECAPS

#	Player	GP	G	A	PTS	PIM	+/-
15	Jason Jaffray	3	1	3	4	4	2
14	Eric O'Dell	4	2	0	2	10	1
24	X Zach Redmond	2	1	1	2	0	-2
10	X Spencer Machacek	3	1	0	1	2	-1
20	Richard Petiot	2	1	0	1	2	-1
8	X Alex Burmistrov	2	0	1	1	6	1
42	Josh Lunden	2	0	1	1	0	-1
26	Maxime Macenauer	3	0	1	1	2	1
49	Ben Maxwell	4	0	1	1	2	0
21	Kael Mouillierat	2	0	1	1	2	0
27	Raymond Sawada	2	0	1	1	2	1
36	Hunter Tremblay	2	0	1	1	0	0
16	John Albert	4	0	0	0	2	-1
29	Dean Arsene	3	0	0	0	2	0
18	Ben Chiarot	4	0	0	0	2	0
9	X Kevin Clark	3	0	0	0	0	-2
28	Patrice Cormier	2	0	0	0	0	-1
31	Mark Dekanich	1	0	0	0	0	0
11	X Aaron Gagnon	2	0	0	0	2	0
17	Jason Gregoire	3	0	0	0	2	0
48	Carl Klingberg	4	0	0	0	0	1
7	X Derek Meech	3	0	0	0	0	1
44	Julian Melchiori	2	0	0	0	2	0
23	Will O'Neill	3	0	0	0	2	-2
40	Eddie Pasquale	3	0	0	0	0	0
2	Travis Ramsey	4	0	0	0	0	0
38	Ryan Schnell	1	0	0	0	5	0
41	Cody Sol	1	0	0	0	5	0
22	Ivan Telegin	1	0	0	0	0	0
21	X Derek Whitmore	1	0	0	0	2	-2

#	Player	GP	W	L	SL	MIN	GA	GAA	SV%
40	Eddie Pasquale	3	1	1	1	183:20	4	1.31	0.955
31	Mark Dekanich	1	1	0	0	60:00	2	2.00	0.933





NORFOLK ADMIRALS

#	Player	GP	G	A	PTS	PIM	+/-
19	X Patrick Maroon	4	1	2	3	12	1
34	X Devante Smith-Pelly	2	1	2	3	0	0
20	X Troy Bodie	3	0	2	2	5	2
13	Josh Brittain	2	1	0	1	4	1
26	X Emerson Etem	4	1	0	1	2	0
24	John Mitchell	4	1	0	1	6	-1
9	X Sami Vatanen	2	1	0	1	0	-1
22	X Peter Holland	2	0	1	1	12	0
33	X Kent Huskins	2	0	1	1	2	1
4	X Hampus Lindholm	2	0	1	1	0	1
3	Ryan Parent	3	0	1	1	4	0
30	X Frederik Andersen	1	0	0	0	0	0
35	Igor Bobkov	1	0	0	0	0	0
17	Luca Caputi	2	0	0	0	0	0
2	X Mat Clark	4	0	0	0	2	-1
39	X Corey Elkins	2	0	0	0	0	-1
40	X Viktor Fasth	2	0	0	0	0	0
5	X Nate Guenin	4	0	0	0	8	3
10	Gabe Guentzel	3	0	0	0	2	-2
6	X Jordan Hendry	2	0	0	0	0	0
12	John Kurtz	3	0	0	0	2	1
8	X Eric Lampe	2	0	0	0	0	0
11	X Ryan Lasch	3	0	0	0	2	1
15	X Brandon McMillan	2	0	0	0	0	1
21	X Kyle Palmieri	2	0	0	0	4	-1
16	X Rod Pelley	2	0	0	0	0	-1
38	X Jay Rosehill	2	0	0	0	9	0
29	X Andrew Rowe	1	0	0	0	0	0
28	Nick Schaus	2	0	0	0	2	0
23	X Dan Sexton	2	0	0	0	0	0
18	Chris Wagner	4	0	0	0	4	1

#	Player	GP	W	L	SL	MIN	GA	GAA	SV%
35	Igor Bobkov	1	1	0	0	60:00	0	0.00	1.000
40	X Viktor Fasth	2	1	1	0	123:42	3	1.46	0.929
30	X Frederik Andersen	1	0	1	0	59:00	3	3.05	0.930

SPECIAL TEAMS

ICECAPS

Power Play	3/24	12.5%
Penalty Kill	15/17	88.2%

OPPONENT

Power Play	2/17	11.8%
Penalty Kill	21/24	87.5%



PORTLAND RECORD VS: 4-4-0-0

Results: At St. John's (3-1-0-0)

Date	Result	Game-winning goal	Goaltender(s)
Oct. 23, 2012	W 8-7 (OT)	Burnistrov	Dekanich, Pasquale/ Johnson
Oct. 24, 2012	L 4-0	Bolduc	Pasquale/ Johnson
Apr. 9, 2013	W 3-2	Sawada	Dekanich/Visentini
Apr. 10, 2013	W 4-3	Klingberg	Dekanich/Visentini

At Opponent (1-3-0-0)

Date	Result	Game-winning goal	Goaltender(s)
Nov. 2, 2012	L 3-0	Brown	Pasquale/ Johnson
Feb. 17, 2013	L 6-1	Brown	Carrozzi/Lee
Mar. 22, 2013	L 5-2	Brown	Dekanich/Visentini
Mar. 23, 2013	W 4-1	Gagnon	Dekanich/Visentini

INDIVIDUAL STATISTICS ST. JOHN'S ICECAPS

#	Player	GP	G	A	PTS	PIM	+/-
14	Eric O'Dell	8	4	3	7	0	-8
42	Josh Lunden	5	2	3	5	14	0
49	Ben Maxwell	7	1	4	5	6	-3
21	Kael Mouillierat	5	1	4	5	2	-5
11	X Aaron Gagnon	4	2	2	4	0	0
17	Jason Gregoire	5	2	2	4	2	0
10	X Spencer Machacek	4	2	1	3	5	-2
15	Jason Jaffray	7	1	2	3	13	-1
23	Will O'Neill	7	0	3	3	11	-4
2	X Travis Ramsey	8	0	3	3	11	-2
8	X Alex Burnistrov	3	1	1	2	0	-1
5	Jason King	3	1	1	2	4	-2
10	Vinny Saponari	3	1	1	2	0	1
7	X Derek Meech	2	0	2	2	2	0
22	Ivan Telegin	3	0	2	2	0	-1
21	X Derek Whitmore	1	0	2	2	0	1
48	Carl Klingberg	5	1	0	1	4	-7
26	Maxime Macenauer	7	1	0	1	9	-3
27	Raymond Sawada	5	1	0	1	15	0
41	Cody Sol	4	1	0	1	0	-2
29	Dean Arsene	8	0	1	1	10	-2
9	X Matthew Kirzinger	1	0	1	1	0	1
18	Tomas Kubalik (total)	7	0	1	1	2	-1
	SPR	4	0	0	0	2	-2
	STJ	3	0	1	1	2	1
47	Adam Lowry	2	0	1	1	0	1
36	Hunter Tremblay	3	0	1	1	7	-2
16	John Albert	3	0	0	0	2	-1
30	X Chris Carrozzi	1	0	0	0	0	0
18	Ben Chiarot	5	0	0	0	23	1
9	X Kevin Clark	2	0	0	0	0	0
28	Patrice Cormier	1	0	0	0	2	-1
3	X Patrick Cullity (total)	5	0	0	0	4	1
	SPR	1	0	0	0	0	2
	STJ	4	0	0	0	4	-1
31	Mark Dekanich	5	0	0	0	0	0
13	Norm Ezekiel	1	0	0	0	2	0
44	Julian Melchiori	8	0	0	0	4	-4
40	Eddie Pasquale	3	0	0	0	0	0
20	Richard Petiot	2	0	0	0	0	0
4	X Paul Postma	1	0	0	0	2	-2
24	X Zach Redmond	3	0	0	0	4	-1
38	Ryan Schnell	1	0	0	0	5	0

#	Player	GP	W	L	SL	MIN	GA	GAA	SV%
40	Eddie Pasquale	3	1	2	0	138:24	8	3.47	0.871
31	Mark Dekanich	5	3	1	0	281:35	17	3.62	0.879
30	X Chris Carrozzi	1	0	1	0	59:55	6	6.01	0.833





PORTLAND PIRATES

#	Player	GP	G	A	PTS	PIM	+/-
49	Alexandre Bolduc	6	5	3	8	8	4
16	Brendan Shinnimin	7	3	4	7	13	-1
28	Michael Stone	4	0	7	7	4	10
11	Chris Brown	6	5	1	6	11	4
12	X Rob Klinkhammer	4	3	3	6	0	5
10	Jordan Szwarc	7	2	4	6	9	3
22	Phil Lane	8	2	3	5	9	5
14	Chris Conner	5	1	4	5	4	4
20	Evan Brophey	7	2	2	4	0	2
24	Brett Hextall	8	2	2	4	16	-3
21	Andy Miele	8	2	2	4	17	4
2	David Rundblad	6	1	3	4	6	4
36	Brandon Gormley	8	0	4	4	4	-2
32	Nick Johnson	4	1	2	3	4	0
6	Mathieu Brodeur	6	0	3	3	4	6
26	Darian Dziurzynski	6	1	1	2	5	0
18	Jordan Martinook	7	1	1	2	2	1
23	X Oliver Ekman-Larsson	2	0	2	2	0	5
3	Maxim Goncharov	7	0	1	1	29	-4
5	Chris Summers	6	0	1	1	2	0
29	Mark Visentin	3	0	1	1	0	0
17	X Scott Arnold	2	0	0	0	0	1
15	Matt Clackson (total)	2	0	0	0	15	-1
	POR	1	0	0	0	15	0
	HER	1	0	0	0	0	-1
9	Justin Feser	2	0	0	0	2	0
30	Chad Johnson	4	0	0	0	2	0
31	Mike Lee	1	0	0	0	0	0
33	Mark Louis	6	0	0	0	11	0
19	X Joel Rechlicz	1	0	0	0	0	-1
7	Boris Valabik	3	0	0	0	22	0
8	Ethan Werek	7	0	0	0	0	-1

#	Player	GP	W	L	SL	MIN	GA	GAA	SV%
31	Mike Lee	1	1	0	0	60:00	1	1.00	0.969
30	Chad Johnson	4	2	2	0	239:37	12	3.00	0.896
29	Mark Visentin	3	1	2	0	179:17	9	3.01	0.901

SPECIAL TEAMS

ICECAPS

Power Play	9/44	20.4%
Penalty Kill	34/40	85.0%

OPPONENT

Power Play	6/40	15.0%
Penalty Kill	35/44	79.5%



PROVIDENCE BRUINS RECORD VS: 2-1-0-1

Results: At St. John's (1-0-0-1)

Date	Result	Game-winning goal	Goaltender(s)
Nov. 24, 2012	L 3-2 (SO)	Spooner	Pasquale/Svedberg
Nov. 25, 2012	W 6-0	Meech	Pasquale/Svedberg

At Opponent (1-1-0-0)

Date	Result	Game-winning goal	Goaltender(s)
Nov. 4, 2012	L 3-0	Robins	Pasquale/Svedberg
Dec. 16, 2012	W 4-0	Sawada	Dekanich/Hutchinson

INDIVIDUAL STATISTICS ST. JOHN'S ICECAPS

#	Player	GP	G	A	PTS	PIM	+/-
10	X Spencer Machacek	4	1	3	4	2	-1
7	X Derek Meech	4	1	3	4	4	4
4	X Paul Postma	4	2	1	3	6	0
26	Maxime Macenauer	4	1	2	3	4	0
24	X Zach Redmond	4	1	2	3	2	2
15	Jason Jaffray	4	1	1	2	6	2
21	X Derek Whitmore	1	1	1	2	0	2
16	John Albert	2	1	0	1	0	2
17	Jason Gregoire	4	1	0	1	0	-1
48	Carli Klingberg	4	1	0	1	0	1
27	Raymond Sawada	2	1	0	1	0	0
49	Ben Maxwell	4	0	1	1	0	-1
21	Kael Mouillierat	1	0	1	1	0	0
23	Will O'Neill	3	0	1	1	0	1
36	Hunter Tremblay	2	0	1	1	0	0
29	Dean Arsene	4	0	0	0	11	-3
8	X Alex Burmistrov	3	0	0	0	4	0
18	Ben Chiarot	3	0	0	0	2	1
9	X Kevin Clark	2	0	0	0	0	0
31	Mark Dekanich	1	0	0	0	0	0
11	X Aaron Gagnon	2	0	0	0	0	0
5	Jason King	1	0	0	0	0	0
44	Julian Melchiori	2	0	0	0	4	0
14	Eric O'Dell	1	0	0	0	0	0
40	Eddie Pasquale	3	0	0	0	0	0
2	Travis Ramsey	2	0	0	0	0	0
38	Ryan Schnell	1	0	0	0	0	0
22	Ivan Telegin	4	0	0	0	0	0

#	Player	GP	W	L	SL	MIN	GA	GAA	SV%
31	Mark Dekanich	1	1	0	0	60:00	0	0.00	1.000
40	Eddie Pasquale	3	1	1	1	183:55	5	1.63	0.958





PROVIDENCE BRUINS

#	Player	GP	G	A	PTS	PIM	+/-
17	Chris Bourque	4	0	3	3	2	0
21	Bobby Robins	4	1	1	2	7	-1
24	Ryan Spooner	3	1	1	2	4	0
26	Christian Hanson	4	0	2	2	4	-1
19	Carter Camper	2	1	0	1	0	0
8	Alden Hirschfeld	3	1	0	1	2	0
20	X Lane MacDermid	4	1	0	1	2	-1
14	Craig Cunningham	4	0	1	1	2	1
12	X Matt Bartkowski	4	0	0	0	4	0
16	Ryan Button	3	0	0	0	0	0
38	Jordan Caron	4	0	0	0	8	0
25	Colby Cohen	3	0	0	0	0	-1
9	X Justin Courtnall	1	0	0	0	0	-1
11	Tommy Cross	1	0	0	0	0	-1
2	Garnet Exelby	1	0	0	0	2	2
18	Justin Florek	4	0	0	0	6	0
33	Michael Hutchinson	1	0	0	0	0	0
44	X Torey Krug	3	0	0	0	2	-2
10	Kyle MacKinnon	4	0	0	0	0	-2
28	Kevan Miller	3	0	0	0	0	-1
7	X Maxime Sauve	2	0	0	0	4	0
1	Niklas Svedberg	3	0	0	0	0	0
49	Jamie Tardif	4	0	0	0	2	-1
37	Zach Trotman	4	0	0	0	0	1
5	David Warsofsky	3	0	0	0	0	-2

#	Player	GP	W	L	SL	MIN	GA	GAA	SV%
1	Niklas Svedberg	3	2	1	0	185:00	8	2.59	0.909
33	Michael Hutchinson	1	0	1	0	60:00	4	4.00	0.857

SPECIAL TEAMS

ICECAPS

Power Play	6/21	28.5%
Penalty Kill	17/18	94.4%

OPPONENT

Power Play	1/18	5.5%
Penalty Kill	15/21	71.4%



SPRINGFIELD RECORD VS: 1-3-0-0

Results: At St. John's (0-2-0-0)

Date	Result	Game-winning goal	Goaltender(s)
Dec. 7, 2012	L 5-3	Atkinson	Pasquale/McEhinney
Dec. 8, 2012	L 4-2	Atkinson	Dekanich/McEhinney

At Opponent (1-1-0-0)

Date	Result	Game-winning goal	Goaltender(s)
Oct. 13, 2012	L 4-2	Smith	Pasquale/McEhinney
Dec. 15, 2012	W 3-2	Telegin	Pasquale/York

INDIVIDUAL STATISTICS ST. JOHN'S ICECAPS

#	Player	GP	G	A	PTS	PIM	+/-
27	Raymond Sawada	3	2	1	3	0	1
22	Ivan Telegin	4	1	2	3	4	1
24	X Zach Redmond	4	0	3	3	0	-1
10	X Spencer Machacek	4	1	1	2	5	-5
21	Kael Mouillierat	3	1	1	2	2	0
4	X Paul Postma	3	1	1	2	0	-1
7	X Derek Meech	4	0	2	2	2	-5
19	X Joey Sides	2	0	2	2	0	1
9	X Kevin Clark	4	1	0	1	4	0
48	Carl Klingberg	4	1	0	1	2	-4
26	Maxime Macenauer	4	1	0	1	0	-3
36	Hunter Tremblay	1	1	0	1	0	0
29	Dean Arsene	4	0	1	1	10	0
18	Ben Chiarot	4	0	1	1	7	-5
11	X Aaron Gagnon	4	0	1	1	2	-1
17	Jason Gregoire	4	0	1	1	0	-3
49	Ben Maxwell	4	0	1	1	0	-4
8	X Alex Burmistrov	1	0	0	0	2	-1
28	Patrice Cormier	1	0	0	0	0	0
31	Mark Dekanich	1	0	0	0	0	0
47	X Ray Kaunisto	1	0	0	0	0	-1
5	Jason King	1	0	0	0	0	0
44	Julian Melchiori	2	0	0	0	0	1
23	Will O'Neill	3	0	0	0	2	-1
40	Eddie Pasquale	3	0	0	0	2	0
38	Ryan Schnell	1	0	0	0	5	0
20	X Shawn Weller	2	0	0	0	0	-1

#	Player	GP	W	L	SL	MIN	GA	GAA	SV%
31	Mark Dekanich	1	0	1	0	58:54	3	3.06	0.903
40	Eddie Pasquale	3	1	2	0	178:24	10	3.36	0.880





SPRINGFIELD FALCONS

#	Player	GP	G	A	PTS	PIM	+/-
13	X Cam Atkinson	4	3	3	6	0	5
9	Ryan Johansen	4	2	3	5	0	1
22	Jonathan Audy-Marchessault	4	1	4	5	0	2
18	X Tomas Kubalik	4	2	2	4	2	2
11	X Matt Calvert	4	2	1	3	2	4
10	Nick Drzenovic	4	1	2	3	2	3
3	X Tim Erixon	4	0	3	3	4	2
4	Dalton Prout	4	0	3	3	11	3
12	Ryan Craig	4	2	0	2	5	1
17	Sean (B.) Collins	4	1	1	2	2	1
16	Michael Chaput	3	0	2	2	2	1
6	David Savard	4	0	2	2	6	2
33	Dalton Smith	2	1	0	1	7	1
26	Cody Bass	1	0	0	0	0	0
27	Cody Goloubeuf	1	0	0	0	0	-1
14	Jake Hansen	2	0	0	0	2	-1
5	Nick Holden	4	0	0	0	8	2
24	Andrew Joudrey	4	0	0	0	2	0
39	Wade MacLeod	1	0	0	0	2	1
30	Curtis McElhinney	3	0	0	0	0	0
7	X John Moore	4	0	0	0	2	3
20	Ryan Russell	3	0	0	0	2	-2
8	Will Weber	3	0	0	0	2	2
35	Allen York	1	0	0	0	0	0

#	Player	GP	W	L	SL	MIN	GA	GAA	SV%
30	Curtis McElhinney	3	3	0	0	179:56	7	2.33	0.936
35	Allen York	1	0	1	0	60:08	3	2.99	0.875


SPECIAL TEAMS

ICECAPS

Power Play	5/24	20.8%
Penalty Kill	13/17	76.4%

OPPONENT

Power Play	4/17	23.5%
Penalty Kill	19/24	79.2%



SYRACUSE OVERALL RECORD VS: 1-2-0-1

Results: At St. John's (0-1-0-1)

Date	Result	Game-winning goal	Goaltender(s)
Mar. 8, 2013	L 3-2 (SO)	Connolly	Pasquale/Helenius
Mar. 9, 2013	L 4-2	Conolly	Pasquale/Helenius

At Opponent (1-1-0-0)

Date	Result	Game-winning goal	Goaltender(s)
Dec.29, 2012	W 5-4 (OT)	Chiarot	Pasquale/Helenius
Jan. 26, 2013	L 6-3	Killom	Pasquale, Dekanich/ Helenius, Tokarski

INDIVIDUAL STATISTICS ST. JOHN'S ICECAPS

#	Player	GP	G	A	PTS	PIM	+/-
21	Kael Mouillierat	4	1	3	4	5	2
28	Patrice Cormier	3	2	1	3	0	-2
11	X Aaron Gagnon	3	2	1	3	0	1
14	Eric O'Dell	4	1	2	3	2	0
49	Ben Maxwell	4	0	3	3	4	-2
48	Carl Klingberg	3	0	2	2	0	0
29	Dean Arsene	4	1	0	1	6	1
18	Ben Chiarot	2	1	0	1	2	2
17	Jason Gregoire	4	1	0	1	0	-2
15	Jason Jaffray	4	1	0	1	9	0
23	Will O'Neill	2	1	0	1	0	-1
4	X Paul Postma	1	1	0	1	0	1
9	X Kevin Clark	2	0	1	1	4	-1
26	Maxime Macenauer	4	0	1	1	2	-2
10	X Spencer Machacek	4	0	1	1	2	-1
44	Julian Melchiori	3	0	1	1	0	0
27	Raymond Sawada	4	0	1	1	16	-1
16	John Albert	2	0	0	0	0	0
31	Mark Dekanich	1	0	0	0	0	0
13	Norm Ezekiel	1	0	0	0	0	-1
32	X Josh Godfrey	2	0	0	0	0	-1
42	Josh Lunden	1	0	0	0	0	-1
7	X Derek Meech	2	0	0	0	0	0
40	Eddie Pasquale	4	0	0	0	27	0
20	Richard Petiot	2	0	0	0	10	-2
2	Travis Ramsey	3	0	0	0	0	-1
24	X Zach Redmond	1	0	0	0	0	1
38	Ryan Schnell	1	0	0	0	7	1
41	Cody Sol	2	0	0	0	0	-2

#	Player	GP	W	L	SL	MIN	GA	GAA	SV%
40	Eddie Pasquale	4	1	1	1	212:46	12	3.38	0.896
31	Mark Dekanich	1	0	1	0	32:39	3	5.51	0.880





SYRACUSE CRUNCH

#	Player	GP	G	A	PTS	PIM	+/-
14	Richard Panik	4	1	5	6	2	1
19	X Alex Killorn	2	3	2	5	2	0
9	Tyler Johnson	3	2	2	4	2	3
15	J.T. Wyman	4	2	1	3	2	2
8	Mark Barberio	4	0	3	3	0	3
89	X Cory Conacher	1	1	1	2	5	0
28	Brett Connolly	4	1	1	2	2	-3
6	Matt Taormina	3	1	1	2	2	0
23	J.T. Brown	2	0	2	2	2	0
44	Dmitry Korobov	3	0	2	2	0	3
27	Evan Oberg	4	0	2	2	0	-2
5	X Keith Aulie	1	1	0	1	0	-1
24	Jean-Philippe Cote	3	1	0	1	7	0
18	Vladislav Namestnikov	3	1	0	1	0	1
21	X Dana Tyrell	2	1	0	1	0	1
7	X Kyle Wilson	3	1	0	1	0	2
10	Mike Angelidis	4	0	1	1	8	3
3	Radko Gudas	4	0	1	1	27	1
20	X Pierre-Cedric Labrie	1	0	1	1	2	-1
42	Jared Nightingale	4	0	1	1	9	1
12	Ondrej Palat	1	0	1	1	0	-2
88	Philip-Michael Devos	4	0	0	0	0	0
78	Danick Gauthier	2	0	0	0	0	-1
31	Riku Helenius	4	0	0	0	0	0
22	Jean-Francois Jacques	3	0	0	0	5	-1
32	X Charles Landry	1	0	0	0	0	-1
29	Eric Neilson	2	0	0	0	2	-1
34	X Dustin Tokarski	1	0	0	0	17	0

#	Player	GP	W	L	SL	MIN	GA	GAA	SV%
31	Riku Helenius	4	3	1	0	223:53	9	2.41	0.917
34	X Dustin Tokarski	1	0	0	0	25:36	3	7.03	0.833

SPECIAL TEAMS

ICECAPS

Power Play	3/11	27.3%
Penalty Kill	13/18	72.2%

OPPONENT

Power Play	5/18	27.8%
Penalty Kill	8/11	72.7%

TORONTO MARLIES OVERALL RECORD VS: 2-4-1-1



Results: At St. John's (1-2-1-0)

Date	Result	Game-winning goal	Goaltender(s)
Jan. 12, 2013	L 6-2	Scott	Pasquale/Rynnas
Jan. 13, 2013	W 4-2	Clark	Pasquale/Rynnas
Apr. 5, 2013	L 3-2 (OT)	Scott	Dekanich/MacIntyre
Apr. 6, 2013	L 4-2	Ryan	Pasquale/Sparks

At Opponent (1-2-0-1)

Date	Result	Game-winning goal	Goaltender(s)
Dec. 22, 2012	L 4-2	Gysbers	Pasquale/Scrivens
Feb. 24, 2013	L 5-4	Aston	Dekanich/ Owuya
Apr. 20, 2013	W 4-3 (SO)	Maxwell	Dekanich/Sparks
Apr. 21, 2013	L 4-3 (SO)	Yeo	Dekanich/Sparks

INDIVIDUAL STATISTICS ST. JOHN'S ICECAPS

#	Player	GP	G	A	PTS	PIM	+/-
14	Eric O'Dell	8	7	4	11	4	4
49	Ben Maxwell	8	4	3	7	14	3
21	Kael Moullierat	6	2	5	7	5	1
42	Josh Lunden	7	2	4	6	5	3
27	Raymond Sawada	8	1	3	4	6	-5
15	Jason Jaffray	8	1	2	3	11	-7
29	Dean Arsene	5	0	3	3	4	0
18	Ben Chiarot	8	0	3	3	21	0
9	X Kevin Clark	2	2	0	2	0	2
48	Carl Klingberg	6	1	1	2	4	3
17	Jason Gregoire	5	0	2	2	2	0
26	Maxime Macenauer	6	0	2	2	2	-4
23	Will O'Neill	8	0	2	2	7	-3
24	X Zach Redmond	2	0	2	2	2	-1
28	Patrice Cormier	6	1	0	1	33	0
10	X Spencer Machacek	2	1	0	1	0	-4
19	Tomas Kubalik	3	0	1	1	0	2
44	Julian Melchiori	6	0	1	1	4	-4
20	Richard Petiot	2	0	1	1	0	3
4	X Paul Postma	1	0	1	1	4	0
40	Mathieu Tousignant (total)	3	0	1	1	5	0
	TEX	1	0	0	0	0	0
	STJ	2	0	1	1	5	0
3	X Patrick Cullity	3	0	0	0	2	0
31	Mark Dekanich	4	0	0	0	0	0
13	Norm Ezekiel	1	0	0	0	0	0
11	X Aaron Gagnon	2	0	0	0	0	-3
47	Adam Lowry	4	0	0	0	2	-1
32	Jake Marto	1	0	0	0	0	0
7	X Derek Meech	1	0	0	0	0	-2
40	Eddie Pasquale	4	0	0	0	0	0
2	Travis Ramsey	7	0	0	0	2	0
10	Vinny Saponari	2	0	0	0	0	0
38	Ryan Schnell	5	0	0	0	2	0
41	Cody Sol	6	0	0	0	14	2
22	Ivan Telegin	3	0	0	0	0	0

#	Player	GP	W	L	SL	MIN	GA	GAA	SV%
40	Eddie Pasquale	4	1	3	0	237:07	13	3.29	0.876
31	Mark Dekanich	4	1	2	1	251:45	14	3.34	0.878





TORONTO MARLIES

#	Player	GP	G	A	PTS	PIM	+/-
15	Spencer Abbott	7	4	3	7	0	0
11	X Keith Aucoin	2	2	4	6	4	3
12	Ryan Hamilton	4	2	4	6	0	3
22	Joe Colborne	4	1	4	5	2	-2
45	Ryan Lasch (total)	7	4	0	4	4	1
	NOR	3	0	0	0	2	0
	TOR	4	4	0	4	4	1
8	Greg Scott	6	4	0	4	4	2
24	Simon Gysbers	7	1	3	4	6	2
18	Carter Ashton	4	2	1	3	2	-1
29	Jerry D'Amigo	7	2	1	3	7	0
25	Kenny Ryan	8	2	1	3	5	2
14	Will Acton	8	1	2	3	14	4
6	X Jake Gardiner	1	1	2	3	0	1
41	Stuart Percy	3	1	2	3	2	1
17	Paul Ranger	4	1	2	3	0	2
27	Jesse Blackler	7	1	1	2	2	-2
5	Korbinian Holzer	3	0	2	2	4	0
39	Greg McKeeg	5	0	2	2	4	0
37	Brad Ross	7	0	2	2	4	0
4	Dylan Yeo	6	0	2	2	7	-1
7	Mike Zigomanis	5	0	2	2	0	-3
47	Tyler Biggs	2	1	0	1	0	1
35	Sam Carrick	4	0	1	1	2	-1
19	Tim Connolly	3	0	1	1	0	-1
4	Kevin Marshall (total)	5	0	1	1	2	3
	HER	4	0	1	1	6	2
	TOR	1	0	0	0	2	1
3	Mike Mottau	3	0	1	1	0	0
46	David Broll	3	0	0	0	10	-1
38	Andrew Crescenzi	1	0	0	0	7	1
9	X Nicolas Deschamps	3	0	0	0	0	-2
33	Jamie Devane	4	0	0	0	9	-1
2	X Mark Fraser	1	0	0	0	0	1
23	X Matt Frattin	1	0	0	0	0	-1
32	X Ryan Grimshaw	3	0	0	0	7	-2
2	Mike Komisarek	2	0	0	0	2	3
21	X Mike Kostka	1	0	0	0	2	1
48	Josh Leivo	2	0	0	0	2	0
34	Drew MacIntyre	1	0	0	0	0	0
43	Andrew MacWilliam	2	0	0	0	0	0
1	X Mark Owuya	1	0	0	0	0	0
44	Morgan Rielly	3	0	0	0	0	-1
40	Jussi Rynnäs	2	0	0	0	0	0
30	X Ben Scrivens	1	0	0	0	0	0
31	Garret Sparks	3	0	0	0	0	0
36	Corey Syvret	3	0	0	0	4	0

#	Player	GP	W	L	SL	MIN	GA	GAA	SV%
34	Drew MacIntyre	1	1	0	0	62:20	2	1.93	0.920
30	X Ben Scrivens	1	1	0	0	60:00	2	2.00	0.938
40	Jussi Rynnäs	2	1	1	0	119:30	5	2.51	0.909
31	Garret Sparks	3	2	0	1	189:29	8	2.53	0.895
1	X Mark Owuya	1	1	0	0	60:00	4	4.00	0.900

SPECIAL TEAMS

ICECAPS

Power Play	5/28	17.8%
Penalty Kill	27/38	71.0%

OPPONENT

Power Play	11/38	28.9%
Penalty Kill	23/28	82.1%

WILKES-BARRE/SCRANTON PENGUINS OVERALL RECORD VS: 0-3-1-0



Results: At St. John's (0-1-1-0)

Date	Result	Game-winning goal	Goaltender(s)
Apr.13, 2013	L 3-0	Uher	Dekanich/Zatkoff
Apr. 14, 2013	L 5-4 (OT)	Kolarik	Pasquale/Thiessen

At Opponent (0-2-0-0)

Date	Result	Game-winning goal	Goaltender(s)
Dec. 1, 2012	L 5-3	Ferriero	Pasquale/ Zatkoff
Jan. 23, 2013	L 3-0	Grant	Pasquale/Thiessen

INDIVIDUAL STATISTICS ST. JOHN'S ICECAPS

#	Player	GP	G	A	PTS	PIM	+/-
15	Jason Jaffray	4	1	5	6	0	-1
49	Ben Maxwell	4	0	3	3	4	-2
27	Raymond Sawada	4	2	0	2	2	-1
10	X Spencer Machacek	2	1	1	2	10	-1
44	Julian Melchiori	4	1	1	2	0	1
29	Dean Arsene	4	0	2	2	9	0
19	Tomas Kubalik (total)	3	1	0	1	6	0
	SPR	2	1	0	1	8	1
	STJ	1	0	0	0	6	-1
42	Josh Lunden	3	1	0	1	2	-1
23	Will O'Neill	2	1	0	1	0	-1
14	Eric O'Dell	3	0	1	1	0	0
4	X Paul Postma	1	0	1	1	2	1
16	John Albert	1	0	0	0	0	-1
8	X Alex Burmistrov	1	0	0	0	0	-3
30	X Chris Carrozzi	1	0	0	0	0	0
18	Ben Chiarot	3	0	0	0	0	-3
9	X Kevin Clark	1	0	0	0	0	0
28	Patrice Cormier	1	0	0	0	2	-1
3	X Patrick Cullity	2	0	0	0	2	-3
31	Mark Dekanich	1	0	0	0	0	0
13	Norm Ezekiel	1	0	0	0	7	0
11	X Aaron Gagnon	1	0	0	0	0	0
32	X Josh Godfrey	1	0	0	0	0	-1
17	Jason Gregoire	2	0	0	0	0	-1
48	Carl Klingberg	4	0	0	0	4	-4
47	Adam Lowry	2	0	0	0	2	0
26	Maxime Macenauer	3	0	0	0	0	-1
7	X Derek Meech	2	0	0	0	2	-1
21	Kael Mouillierat	2	0	0	0	2	0
40	Eddie Pasquale	3	0	0	0	0	0
20	Richard Petiot	1	0	0	0	2	-1
2	Travis Ramsey	3	0	0	0	0	0
24	X Zach Redmond	1	0	0	0	2	-2
10	Vinny Saponari	1	0	0	0	0	-1
38	Ryan Schnell	1	0	0	0	0	0
19	X Joey Sides	1	0	0	0	0	0
41	Cody Sol	2	0	0	0	22	-1
22	Ivan Telegin	1	0	0	0	0	-1
45	Mathieu Tousignant	2	0	0	0	7	-1

#	Player	GP	W	L	SL	MIN	GA	GAA	SV%
30	X Chris Carrozzi	1	0	0	0	40:00	0	0.00	1.000
31	Mark Dekanich	1	0	1	0	57:29	3	3.13	0.842
40	Eddie Pasquale	3	0	3	0	141:31	12	5.09	0.838





WILKES-BARRE/SCRANTON PENGUINS

#	Player	GP	G	A	PTS	PIM	+/-
23	Trevor Smith	4	1	5	6	0	4
42	Chad Kolarik (total)	3	3	1	4	0	2
	CT	1	0	0	0	0	0
	WBS	2	3	1	4	0	2
26	Riley Holzzapfel	4	2	2	4	2	0
18	Dominik Uher	3	3	0	3	0	4
20	Alex Grant	3	1	2	3	2	1
2	Dylan Reese	4	1	2	3	2	2
43	Warren Peters	3	1	1	2	0	4
17	Paul Thompson	3	1	1	2	5	2
19	Phillipe Dupuis	1	0	2	2	0	1
24	Bobby Farnham	4	0	2	2	5	2
11	Zach Sill	4	0	2	2	12	3
47	X Simon Despres	1	1	0	1	0	1
21	X Benn Ferriero	2	1	0	1	0	1
5	Philip Samuelsson	4	1	0	1	2	1
13	X Beau Bennett	2	0	1	1	0	0
8	Brian Dumoulin	4	0	1	1	2	0
12	Jayson Megna	4	0	1	1	0	-4
28	Adam Payerl	3	0	1	1	0	1
25	X Eric Tangradi	1	0	1	1	2	1
15	X Robert Bortuzzo	1	0	0	0	0	1
21	Chris Collins	1	0	0	0	0	0
9	Brian Gibbons	4	0	0	0	4	-3
14	Tom Kuhnhackl	1	0	0	0	0	0
33	Steve MacIntyre	1	0	0	0	0	1
10	Reid McNeill	1	0	0	0	0	2
14	Christiaan Minella	1	0	0	0	5	-1
3	Joey Mormina	3	0	0	0	16	1
7	X Joe Morrow	1	0	0	0	0	1
7	X Brian Strait	1	0	0	0	2	1
39	Brad Thiessen	2	0	0	0	0	0
26	Cody Wild (total)	2	0	0	0	0	0
	WBS	1	0	0	0	0	1
	HAM	1	0	0	0	0	-1
37	Jeff Zatkoff	2	0	0	0	0	0

#	Player	GP	W	L	SL	MIN	GA	GAA	SV%
37	Jeff Zatkoff	2	2	0	0	119:16	3	1.51	0.912
39	Brad Thiessen	2	2	0	0	122:03	4	1.97	0.918

SPECIAL TEAMS

ICECAPS

Power Play	0/12	0%
Penalty Kill	17/20	85.0%

OPPONENT

Power Play	3/20	15.0%
Penalty Kill	0/12	0%



WORCESTER SHARKS OVERALL RECORD VS: 2-2-0-0

Results: At St. John's (0-2-0-0)

Date	Result	Game-winning goal	Goaltender(s)
Feb. 5, 2013	L 3-2	Tarasov	Pasquale/Sateri
Feb. 6, 2013	L 4-0	Tarasov	Pasquale/Sateri

At Opponent (2-0-0-0)

Date	Result	Game-winning goal	Goaltender(s)
Nov. 3, 2012	W 3-2 (OT)	Postma	Dekanich/ Sateri
Mar. 30, 2013	W 5-4 (OT)	Maxwell	Pasquale/ Sateri,Greiss

INDIVIDUAL STATISTICS ST. JOHN'S ICECAPS

#	Player	GP	G	A	PTS	PIM	+/-
15	Jason Jaffray	4	2	2	4	2	3
49	Ben Maxwell	4	2	1	3	0	3
26	Maxime Macenauer	4	1	2	3	4	-1
27	Raymond Sawada	4	0	3	3	12	0
16	John Albert	1	1	1	2	2	1
11	X Aaron Gagnon	2	1	1	2	0	1
23	Will O'Neill	2	1	1	2	0	2
17	Jason Gregoire	1	1	0	1	0	0
4	X Paul Postma	1	1	0	1	0	1
3	X Patrick Cullity	1	0	1	1	2	1
5	Jason King	1	0	1	1	0	1
7	X Derek Meech	2	0	1	1	2	-1
21	Kael Mouillierat	3	0	1	1	0	-2
40	Eddie Pasquale	3	0	1	1	0	0
29	Dean Arsene	4	0	0	0	0	0
8	X Alex Burmistrov	1	0	0	0	4	-1
18	Ben Chiarot	3	0	0	0	2	1
9	X Kevin Clark	2	0	0	0	10	0
28	Patrice Cormier	2	0	0	0	10	-1
31	Mark Dekanich	1	0	0	0	0	0
13	Norm Ezekiel	1	0	0	0	9	-2
48	Carl Klingberg	4	0	0	0	0	-3
42	Josh Lunden	1	0	0	0	0	0
10	X Spencer Machacek	3	0	0	0	0	2
44	Julian Melchiori	3	0	0	0	0	-1
14	Eric O'Dell	3	0	0	0	0	1
20	Richard Petiot	3	0	0	0	4	-2
2	Travis Ramsey	4	0	0	0	0	-1
24	X Zach Redmond	1	0	0	0	0	0
38	Ryan Schnell	2	0	0	0	17	0
41	Cody Sol	1	0	0	0	6	0
22	Ivan Telegin	1	0	0	0	0	-1
36	Hunter Tremblay	3	0	0	0	5	-1

#	Player	GP	W	L	SL	MIN	GA	GAA	SV%
31	Mark Dekanich	1	1	0	0	64:48	2	1.85	0.889
40	Eddie Pasquale	3	1	2	0	178:28	11	3.70	0.890





WORCESTER SHARKS

#	Player	GP	G	A	PTS	PIM	+/-
16	X Bracken Kearns	4	4	3	7	9	3
19	Daniil Tarasov	3	3	3	6	0	4
22	X Tim Kennedy	3	0	5	5	2	3
4	X Taylor Doherty	2	1	2	3	0	0
7	John McCarthy	4	2	0	2	2	-2
21	X Travis Oleksuk	4	1	1	2	0	0
8	X Sebastian Stalberg	4	0	2	2	0	0
37	Denny Urban	3	0	2	2	2	-1
11	X Jon Matsumoto	2	1	0	1	0	0
24	X Peter Sivak	1	1	0	1	0	0
27	Mike Brennan	2	0	1	1	0	1
26	James Livingston	4	0	1	1	7	0
23	X Matt Pelech	3	0	1	1	29	0
29	X Nick Petrecki	4	0	1	1	13	2
15	X James Sheppard	1	0	1	1	0	-1
5	X Matt Tennyson	3	0	1	1	2	0
14	X Sena Acolatse	2	0	0	0	0	0
43	Jimmy Bonneau	3	0	0	0	14	0
44	Adam Comrie	1	0	0	0	0	-1
13	Curt Gogol	2	0	0	0	19	1
18	Yanni Gourde	4	0	0	0	4	-1
16	Tommy Grant (total)	3	0	0	0	0	0
	CT	1	0	0	0	2	0
	WOR	2	0	0	0	0	0
1	X Thomas Greiss	1	0	0	0	0	0
2	X Danny Groulx	1	0	0	0	0	-1
12	X Freddie Hamilton	4	0	0	0	2	-2
20	X Matt Irwin	1	0	0	0	0	0
36	X Derek Joslin	1	0	0	0	0	-1
53	X Brandon Mashinter	1	0	0	0	2	-1
51	Brodie Reid	1	0	0	0	0	0
35	X Harri Sateri	4	0	0	0	0	0
40	X Mikael Tam	2	0	0	0	5	0

#	Player	GP	W	L	SL	MIN	GA	GAA	SV%
35	X Harri Sateri	4	2	1	0	185:31	5	1.62	0.941
1	X Thomas Greiss	1	0	1	0	59:31	5	5.04	0.815

SPECIAL TEAMS

ICECAPS

Power Play	1/17	14.3%
Penalty Kill	18/20	9.0%

OPPONENT

Power Play	2/20	1.0%
Penalty Kill	16/17	94.1%



TheAHL.com

STAY CONNECTED

THEAHL.COM IS YOUR ONE-STOP SOURCE FOR ALL THE LATEST HIGHLIGHTS, NEWS, STATS AND LIVE UPDATES FOR ALL 30 TEAMS.



TALK

Join the conversation and get behind-the-scenes access via AHL social media.



WATCH

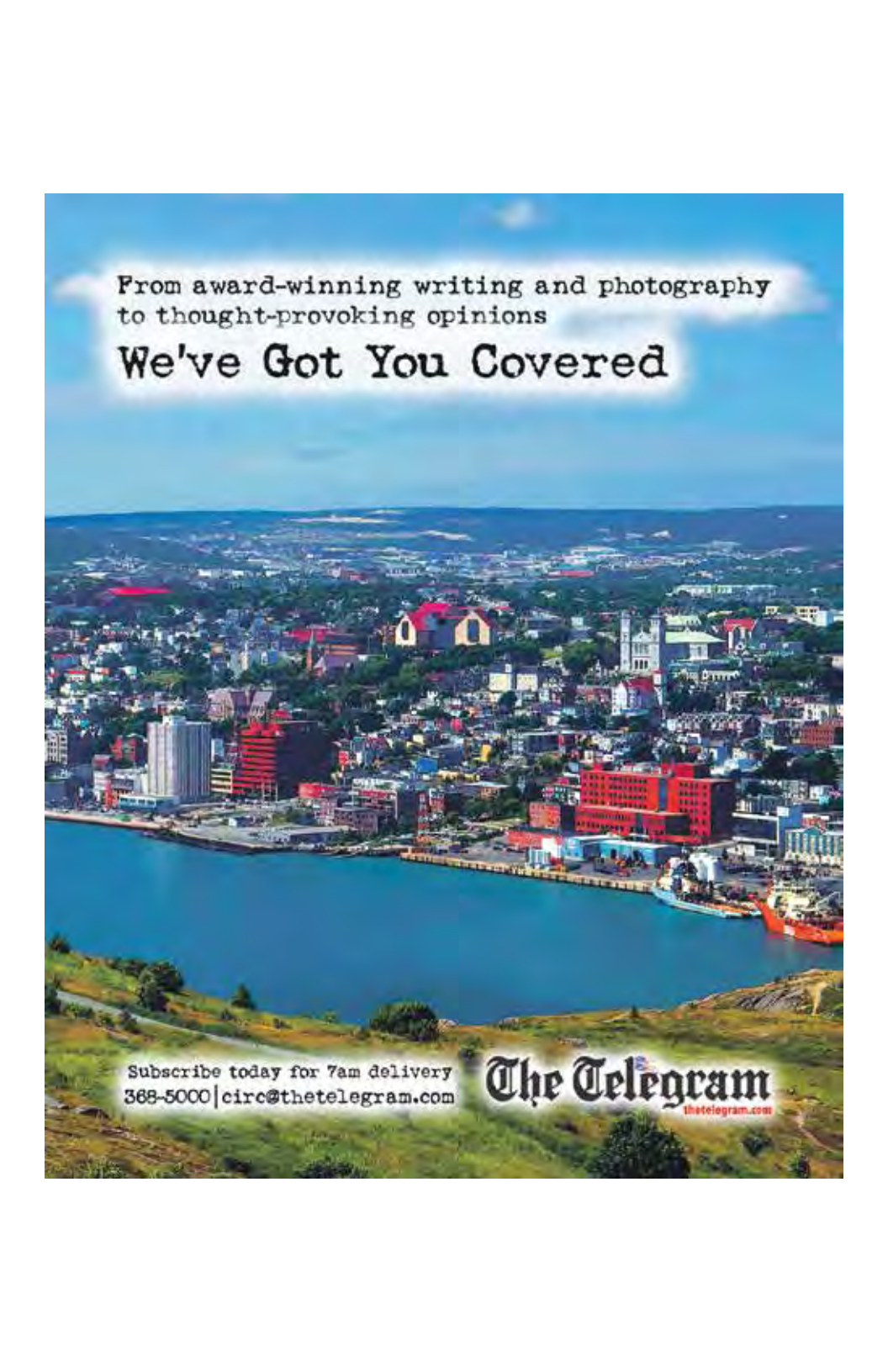
Don't miss a minute with live game streaming on AHLLive.com.



WEAR

Look like the pros with apparel and AHL memorabilia only available at AHLStore.com and AHL Authentic.



An aerial photograph of a city, likely St. John's, Newfoundland, showing a dense urban area with various buildings, a prominent red-roofed church, and a large body of water (the harbor) in the foreground. The city is surrounded by green hills and mountains in the distance under a clear blue sky.

From award-winning writing and photography
to thought-provoking opinions

We've Got You Covered

Subscribe today for 7am delivery
368-5000 | circ@thetelegram.com

The Telegram
thetelegram.com

BUNDLE

LIKE NEVER BEFORE

- A Superior TV experience
 - Blazing Fast Internet Speeds and Tons of Usage
 - Rogers Home Phone gives you the Savings and Flexibility you want

PLUS, add a Wireless Plan that fits your needs




ROGERS
Youth Fund™

With education, anything's possible.™

LIVE LIKE NEVER BEFORE.™



™Rogers and related names & logos are trademarks used under licence from Rogers Communications Inc. or an affiliate. ©2013



*Proud supporter of the
St. John's IceCaps!*

All teams have common goals - to work hard to deliver the best performance possible. Our team at Fortis Properties is no exception. We strive to provide customer service excellence every day.

www.fortisproperties.com



1-800-325-3535



1-888-793-3582



1-877-660-8550



**2013-2014
AHL TEAM DIRECTORY**

LEAGUE DIRECTORY

Abbotsford Heat

33800 King Road
Abbotsford, BC V2S 8H8
(604) 743-HEAT
NHL Affiliation: Calgary Flames
Web: www.abbotsfordheat.com
Twitter: @abbotsfordheat



Adirondak Phantoms

1 Civic Center Plaza
Glens Falls, NY 12801
(518) 480-3355
NHL Affiliation: Philadelphia Flyers
Web: www.phantomshockey.com
Twitter: @PhantomsHockey



Albany Devils

51 South Pearl Street
Albany, NY 12207
(518) 4-DEVILS
NHL Affiliation: New Jersey Devils
Web: www.thealbanydevils.com
Twitter: @AlbanyDevils



Binghamton Senators

One Stuart Street, 3rd floor
Binghamton, NY 13901
(607) 722-SENS
NHL Affiliation: Ottawa Senators
Web: www.binghamtonsenators.com
Twitter: @BSens_Hockey



Bridgeport Sound Tigers

600 Main Street
Bridgeport, CT 06604
(203) 334-GOAL
NHL Affiliation: New York Islanders
Web: www.soundtigers.com
Twitter: @TheSoundTigers



Charlotte Checkers

210 E. Trade St., Suite E480
Charlotte, NC 28202
(704) 342-4-ICE
NHL Affiliation: Carolina Hurricanes
Web: www.gocheckers.com
Twitter: @CheckersHockey



Chicago Wolves

2301 Ravine Way
Glenview, IL 60025
(847) 724-GOAL
NHL Affiliation: Vancouver Canucks
Web: www.chicagowolves.com
Twitter: @Chicago_Wolves



Grand Rapids Griffins

130 W. Fulton, Suite 111
Grand Rapids, MI 49503
(616) 774-4585
NHL Affiliation: Detroit Red Wings
Web: www.griffinshockey.com
Twitter: @griffinshockey



Hamilton Bulldogs

101 York Boulevard
Hamilton, ON L8R 3L4
(905) 529-8500
NHL Affiliation: Montreal Canadiens
Web: www.hamiltonbulldogs.com
Twitter: @BulldogsAHL



Hartford Wolf Pack

One Civic Center Plaza
Hartford, CT 06103
(860) 249-6333
NHL Affiliation: New York Rangers
Web: www.hartfordwolfpack.com
Twitter: @wolfpackahl



Hershey Bears

550 West Hersheypark Drive
Hershey, PA 17033
(717) 534-3380
NHL Affiliation: Washington Capitals
Web: www.hersheybears.com
Twitter: @TheHersheyBears



Iowa Wild

730 Third Street
Des Moines, IA 50309
515-564-8700
NHL affiliation: Minnesota Wild
Web: www.iowawild.com
Twitter: @IAWild



Lake Erie Monsters

Quicken Loans Arena
One Center Ice
Cleveland, OH 44115
(216) 420-0000
NHL Affiliation: Colorado Avalanche
Web: www.lakeeriemonsters.com
Twitter: @monstershockey



Manchester Monarchs

555 Elm Street
Manchester, NH 03101
(603) 626-PUCK
NHL Affiliation: Los Angeles Kings
Web: www.manchestertonarchs.com
Twitter: @MonarchsHockey



Milwaukee Admirals

1001 North Fourth Street
Milwaukee, WI 53203
(414) 227-0550
NHL Affiliation: Nashville Predators
Web: www.milwaukeeadmirals.com
Twitter: @mkeadmirals



Norfolk Admirals

201 East Brambleton Avenue
 Norfolk, VA 23510
 (757) 640-1212
 NHL Affiliation: Anaheim Ducks
 Web: www.norfolkadmirals.com
 Twitter: @NorfolkAdmirals

**Oklahoma City Barons**

501 N. Walker, Suite 140
 Oklahoma City, OK 73102
 (405) 232-GOAL
 NHL Affiliation: Edmonton Oilers
 Web: www.okcbarons.com
 Twitter: @okcbarons

**Portland Pirates**

94 Free Street
 Portland, ME 04101
 (207) 828-HOOK
 NHL Affiliation: Phoenix Coyotes
 Web: www.portlandpirates.com/
 Twitter: @PortlandPirates

**Providence Bruins**

1 LaSalle Square
 Providence, RI 02903
 (401) 273-5000
 NHL Affiliation: Boston Bruins
 Web: www.providencebruins.com
 Twitter: @AHLBruins

**Rochester Americans**

1 War Memorial Square
 Rochester, NY 14614
 (585) 454-5335
 NHL Affiliation: Buffalo Sabres
 Web: www.amerks.com
 Twitter: @AmerksHockey

**Rockford IceHogs**

300 Elm Street
 Rockford, IL 61101
 (815) 986-6465
 NHL Affiliation: Chicago Blackhawks
 Web: www.icehogs.com
 Twitter: @goicehogs

**San Antonio Rampage**

One AT&T Center
 San Antonio, TX 78219
 (210) 444-5554
 NHL Affiliation: Florida Panthers
 Web: www.sarampage.com
 Twitter: @sarampage

**Springfield Falcons**

45 Falcons Way
 Springfield, MA 01103
 (413) 739-GOAL
 NHL Affiliation: Columbus Blue Jackets
 Web: www.falconsahl.com
 Twitter: @TheFalconsAHL

**St. John's IceCaps**

P.O. Box 1880, Station 'C'
 354 Water Street
 St. John's, NL
 A1C 5R4
 (709) 576-2277
 NHL Affiliation: Winnipeg Jets
 Web: www.stjohnsicecaps.com
 Twitter: @IceCapsAHL

**Syracuse Crunch**

800 South State Street
 Syracuse, NY 13202
 (315) 473-4444
 NHL Affiliation: Tampa Bay Lightning
 web: www.syracusecrunch.com
 Twitter: @SyracuseCrunch

**Texas Stars**

2100 Avenue of the Stars
 Cedar Park, TX 78613
 (512) GO-STARs
 NHL Affiliation: Dallas Stars
 Web: www.texasstarshockey.com
 Twitter: @TexasStars

**Toronto Marlies**

100 Princes' Boulevard
 Toronto, ON M6K 3C3
 (416) 597-PUCK
 NHL Affiliation: Toronto Maple Leafs
 web: www.marlies.ca
 Twitter: @TorontoMarlies

**Utica Comets**

400 Oriskany St. W. Utica,
 NY 13502
 (315) 790-9070
 NHL affiliation: Vancouver Canucks
 Web: www.uticacomets.com
 Twitter: @uticacomets

**Wilkes-Barre/Scranton Penguins**

40 Coal Street
 Wilkes-Barre, PA 18702
 (570) 208-PENS
 NHL Affiliation: Pittsburgh Penguins
 Wilkes-Barre/Scranton
 web: www.wbspenguins.com
 Twitter: @WBS Penguins

**Worcester Sharks**

50 Foster Street
 Worcester, MA 01608
 (508) 929-0500
 NHL Affiliation: San Jose Sharks
 web: www.sharksahl.com
 Twitter: @WorcesterSharks



ST. JOHN'S ICECAPS MEDIA GUIDELINES 2013-14

ST. JOHN'S ICECAPS MEDIA POLICY STATEMENT

The St. John's IceCaps Hockey Club endeavours to provide members of the media with appropriate access and proper resources for the effective performance of their services and to cultivate an environment of mutual cooperation and respect. The St. John's IceCaps Hockey Club expect all members of the media to act honestly and with integrity, to engage in factual and accurate reporting and to comply at all times with the policies and procedures set out in these guidelines or otherwise communicated by Jets communications department.

Members of the media should be aware they will be held to the same standards of conduct whether providing services for accredited organizations, acting individually, or on behalf of unaccredited organizations and performing services for traditional media outlets or emerging media outlets and social networks.

THE ST. JOHN'S ICECAPS RESERVE THE RIGHT TO ENFORCE THESE MEDIA GUIDELINES BY REVOKING CREDENTIALS OR OTHERWISE RESTRICTING AND/OR DENYING ACCESS BY ANY PERSON TO MILE ONE CENTRE EITHER TEMPORARILY OR PERMANENTLY.

GENERAL POLICIES

- Cell phones, or PDAs with cell phone capabilities, cannot be used for any purpose in the Ice Caps dressing room at any time. PDAs or other mobile devices equipped with cell phone capabilities may be used for email/messaging only.
- Stock and general still and video images are not permitted in the dressing room at any time, e.g., you cannot stand at the entrance and pan the room, or take stock and general images of players or the room.
- Reporters using an audio recorder, still camera, or mini-cam for audio or video recording purposes must inform the person being interviewed (as well as IceCaps communications department) prior to making any recording, if that recording will or may be posted on the Internet.
- Material may only be used for editorial purposes.

ACCREDITATION

Season passes: St. John's IceCaps media season passes are issued to print, radio and television media members who cover the St. John's IceCaps, at both practices and games, on a regular day-to-day basis as part of their work requirements.

Single game passes: St. John's IceCaps media passes will be issued on a game-by-game basis to media members from accredited newspapers, magazines, wire services and electronic media outlets requesting a single-game media pass. Freelance writers will NOT be granted credentials without a letter of support from an accredited medium. Requests must be made in writing or by e-mail on the stationery letterhead of the applying outlet or with an outlet signature attached to the e-mail at least 24 hours prior to the game. Requests should be sent to David Salter via e-mail at david.salter@stjohnsicecaps.com or via fax at 709-576-6546.

Important Note: The media is reminded press box seating is reserved for working members of media covering a particular game or series of games. Media passes must be displayed at all times and have the bearer's name and affiliation and, in all cases, are non-transferable. Any unauthorized use will subject the bearer to ejection from Mile One Centre and forfeiture of the credential

MEDIA AVAILABILITY

Training Camp: The St. John's IceCaps training camp will take place at a location to be disclosed. Players will be available to the media at the completion of their training day, which consists of on-ice followed by off-ice sessions.

Head Coach Keith McCambridge will be available to the media approximately 20 minutes following the final practice of the day.

Testing and Medicals are closed to the media, so media availability will occur in another designated area.

Regular Season Practice Access: The St. John's IceCaps standard practice time will be 10:00 a.m. Game day skates will typically be 10:00 a.m. also. Please note practice times may vary. We will make every effort to inform you in the event of a schedule change.

The dressing room will remain closed before and during practice. When the dressing room door is locked, access is not permitted.

Media requests for interviews after practice must be made 30 minutes prior to the start of practice by contacting the Communications Director.

Media access is allowed ONLY in the main dressing room and front hallway near the Equipment Managers Office. The players' lounge, medical room, and workout room located past the main dressing room are strictly OFF-LIMITS to media.

Media access to both the home players bench and the visitors players bench is strictly prohibited during practice.

Player interviews will be conducted in the main dressing room area or outside the main door in the interview area in order to avoid traffic in the hallways outside the room. If a player is not present in the main room, please contact a member of the IceCaps communications department who will make their best effort to make the player available.

Head Coach Keith McCambridge will be available to the media in a press conference format in the foyer outside the dressing room within 25 minutes of the conclusion of practice. Individual interview (one-on-one) requests will only be granted in special circumstances and on advance notice.

Game day and Post-Game: Prior to a game, players will be available, upon request, to the media for interviews for a 30minute period up to 90 minutes prior to game time. Preferably, media interviews should be conducted following the morning practice.

The dressing room will be open to media between five and 10 minutes after the game. Player interviews will once again be conducted in the main dressing room only.

Head Coach Keith McCambridge will be available to the media in a press conference format within 20 minutes of the conclusion of the game. The dressing room will close to media just prior to the coach's press conference.

PHOTOGRAPHERS

Photographers on assignment from accredited newspapers, magazines and wire services may apply for single game photo passes by contacting the Communications Director at least 24 hours prior to the game they are assigned to shoot.

Photographers must request access to the IceCaps dressing and workout rooms for a specific assignment. Access will only be granted for direct and specifically requested player interviews or 'events' such as a photo of a new goaltender mask, milestone goal, etc.



STJOHNSICECAPS.COM

**ST. JOHN'S
ICECAPS**

- **POST-GAME HIGHLIGHTS**
- **RECAPS**
- **ICECAPS TV PRE-GAME INTERVIEWS**
- **VISIT OUR WEBSITE TODAY!**

2013 AHL LEAGUE MAP





CAPITAL

AUTOMOTIVE GROUP

THE OFFICIAL AUTOMOTIVE PARTNER
OF THE ST. JOHN'S ICECAPS.



 facebook.com/capitalautogroup





MOLSON
CANADIAN.

Diehard fan & Proud Partner of the St. John's IceCaps



ST. JOHN'S

ICECAPS