



AHL Affiliate of
the Buffalo Sabres



2013 ROCHESTER AMERICANS 2014

MEDIA GUIDE



Rochester Americans Personnel

Rochester Americans Staff Directory 4
 Amerks 2013-14 Schedule 5
 Amerks Executive Staff 7
 Amerks Hockey Department Staff 12
 Amerks Front Office Personnel 19

Players

Amerks 2013-14 Roster 25
 Amerks 2013-14 Pronunciation Guide 26
 Amerks Player Profiles 27

Season in Review

AHL Award Winners and All-Stars 78
 Final Regular Season Standings 79
 Final Regular Season Attendance Figures 81
 Regular Season Scoring Leaders 82
 Regular Season Goaltending Leaders 84
 Regular Season Rookie Leaders 85
 Regular Season Defensemen Leaders 87
 Amerks Final Statistics 89
 Game-By-Game Results 90
 Amerks vs. the AHL 92
 Regular Season Highs and Lows 93
 By The Numbers 95
 Shootout Results 97
 Ten Game Summary 98
 The Last Time the Amerks 106
 Calder Cup Playoff Standings 107
 Playoff Attendance Figures 108
 Playoff Overall Leaders 109
 Playoff Goaltending Leaders 111
 Playoff Rookie Leaders 112
 Playoff Defensemen Leaders 114
 Amerks Playoff Statistics 116
 Additional Statistics 117
 Player Playoff Summary 118
 Playoff By the Numbers 119
 Additional Playoff Stats 120
 Playoff Highs & Lows 121
 Western Conference (Best of Five) 123

Record Book

Year-by-Year Standings 125
 Year-by-Year Statistics 149
 Season Opening Results 194
 All-Time Attendance Figures 195
 Amerks All-Time Leaders 196
 Single Season Team Records 197
 Team Game Records 198
 Single Season Individual Records 199
 Single Season Individual Goaltender & Game Records 200
 Amerks 20-Goal Scorers 201
 85-Point Performances 204

Playoffs

Playoff Notes 206
 Calder Cup Championship Teams 208
 AHL Calder Cup Champions 209
 Playoff Results vs. AHL Teams 211
 Amerks Playoff Series Summary 214
 Amerks Playoff History 215
 All-Time Playoff Leaders 224
 All-Time Playoff Statistics 225
 All-Time Playoff Goaltenders 240

History

All-Time Records vs. Current AHL Clubs 243
 All-Time Coaches 244
 Coaches Lifetime Records 245
 Presidents & General Managers 246
 All-Time Captains 247
 Affiliation Timeline 248
 Amerks Firsts & Milestones 249
 Amerks Award Winners 250
 Amerks AHL Award Winners 253
 Amerks All-Stars 254
 All-Time Forwards 255
 All-Time Defensemen 266
 All-Time Goaltenders 272
 All-Time Offensive Goalie Stats 274
 All-Time Goaltenders 276
 AHL All-Time Leaders 281
 Amerks Hall of Fame 282
 Amerks Alumni 284

Buffalo Sabres


Staff Directory 295
 Sabres 2013-14 Schedule 297
 2012-13 Regular Season Stats 299
 2012-13 Individual Regular Season Stats 300
 All-Time NHL Entry Draft Selections 302
 History of Affiliation 312

Media Information

NHL PR Directory 314
 AHL PR Directory 316
 ECHL PR Directory 317
 CHL PR Directory 318
 Rochester Media Directory 319
 Amerks Media Information 321
 Important Directions 322
 The Blue Cross Arena 323
 50th Anniversary Team 325
 Ticket Information 326



AHL Affiliate of
the Buffalo Sabres



2013 ROCHESTER AMERICANS 2014

PERSONNEL



Executive Staff

Owner.....	Terrence M. Pegula
President.....	Theodore N. Black
General Manager.....	Darcy Regier
Vice President of Business Operations.....	Rob Kopacz
Director of Strategic Planning.....	Jody Gage

Hockey Department

Head Coach.....	Chadd Cassidy
Assistant Coach.....	Chris Taylor
Assistant Coach.....	John Wroblewski
Goaltending Coach.....	Bob Janosz
Strength and Conditioning Coach.....	Jason Kilijanski
Athletic Trainer.....	Rob Frost
Assistant Athletic Trainer.....	Kent Weisbeck
Equipment Manager.....	Ben Laing
Assistant Equipment Manager.....	Thomas Anderson
Assistant Equipment Manager.....	Jack Heyman
Video/Administrative Coach.....	Kyle Smith
Hockey Technologies Assistant.....	Steve Pignata
Team Doctor.....	Dr. Robert Bronstein, MD
Team Chiropractor.....	Dr. Donald Dudley
Team Dentist.....	Dr. Ned Nicosia, DDS
Internal Medicine.....	Dr. Marc Berliant, DDS
Massage Therapist.....	Steve Squier

Communications / Public Relations

Director of Public Relations.....	Rob Crean
Manager of Communications & Alumni Relations.....	Warren Kosel
Community Relations & Marketing Manager.....	Jessica Baldwin
Play-by-Play Announcer.....	Don Stevens

Corporate Partnership

Corporate Partnerships Account Executive.....	Chad Buck
Partnership Service Manager.....	Nicole Petix

Game Production

Director of Game Presentation.....	Caitlin Salemi
Editor/Videographer.....	Bryan Darrow

Ticket Sales & Operations

Manager of Ticket Operations.....	Cailin O'Hara
Ticket Sales Associate.....	Chris LaFlair
Ticket Sales Associate.....	Lee Maslyn
Ticket Sales Associate.....	Greg Metzen
Ticket Sales Associate.....	Ed Solorzano
Receptionist.....	Cindy Barber

Ticket Sales & Operations

Executive Offices.....	The Blue Cross Arena at the Rochester War Memorial One War Memorial Square Rochester, NY 14614
Ticket Hotline.....	1-855-GO-AMERKS
Telephone/Executive Offices.....	(585) 454-5335
Fax Number.....	(585) 454-3954
Website.....	www.amerks.com
Home Ice.....	The Blue Cross Arena at the Rochester War Memorial
Dimensions of Rink.....	197' x 85'
Seating Capacity.....	10,662
Location of Press Box.....	Suite Level
NHL Affiliate.....	Buffalo Sabres
Club Colors.....	Red, White, Blue
Home Uniforms.....	Base - White; Trim - Blue, Red
Road Uniforms.....	Base - Blue; Trim - White, Red
Individual Ticket Prices:	
Advance Pricing.....	\$23.00, \$21.00, \$19.00
Day of Game Pricing.....	\$24.00, \$22.00, \$20.00
Home Game Times.....	Monday-Saturday @ 3:05 p.m., & 7:05 p.m. Sunday @ 3:05 p.m. and 5:05 p.m.
TV Station.....	Time Warner Cable SportsNet Channel 26
Radio Station.....	Sports 1280 AM WHTK
Webcasts.....	AHL Live and whtk.com

Merchandise

Merchandising.....	Amerks Team Store
--------------------	-------------------

Practice Facility

Arena.....	Bill Gray's Regional IcePlex 2700 Brighton-Henrietta Townline Rd. Rochester, NY 14623
Telephone Number.....	(585) 454-4625
Website.....	www.billgraysiceplex.com

Media Guide Contributors

Editors.....	Warren Kosel & Rob Crean
Copy Contributor.....	Don Stevens
Cover and Guide Photographer.....	Micheline Veluvolu
Cover Design & Content Layout.....	Vicki Sitek & Melissa Gebhardt

Rochester Americans 2013-14 SCHEDULE



AMERKS.com

October 2013

Day	Date	Visitor	Home	Time
Fri	Oct. 4, 2013	Grand Rapids	Rochester	7:05 PM
Fri	Oct. 11, 2013	Utica	Rochester	7:05 PM
Sat	Oct. 12, 2013	Rochester	Syracuse	7:00 PM
Fri	Oct. 18, 2013	Toronto	Rochester	7:05 PM
Sat	Oct. 19, 2013	Utica	Rochester	7:05 PM
Fri	Oct. 25, 2013	Rochester	Hamilton	7:30 PM
Sat	Oct. 26, 2013	Rochester	Toronto	5:00 PM

November 2013

Day	Date	Visitor	Home	Time
Fri	Nov. 1, 2013	Rochester	Syracuse	7:00 PM
Wed	Nov. 6, 2013	Hamilton	Rochester	7:05 PM
Fri	Nov. 8, 2013	Binghamton	Rochester	7:05 PM
Sat	Nov. 9, 2013	Rochester	Binghamton	7:05 PM
Mon	Nov. 11, 2013	Lake Erie	Rochester	3:05 PM
Wed	Nov. 13, 2013	Rochester	Hamilton	10:00 AM
Fri	Nov. 15, 2013	Rochester	Utica	7:00 PM
Sat	Nov. 16, 2013	Rochester	Binghamton	7:05 PM
Wed	Nov. 20, 2013	W-B/Scranton	Rochester	7:05 PM
Fri	Nov. 22, 2013	Utica	Rochester	7:05 PM
Sat	Nov. 23, 2013	Rochester	Utica	7:00 PM
Wed	Nov. 27, 2013	Hamilton	Rochester	7:05 PM
Fri	Nov. 29, 2013	Lake Erie	Rochester	7:05 PM
Sat	Nov. 30, 2013	Rochester	Toronto	3:00 PM

December 2013

Day	Date	Visitor	Home	Time
Wed	Dec. 4, 2013	Utica	Rochester	7:05 PM
Fri	Dec. 6, 2013	Rochester	Grand Rapids	7:00 PM
Sat	Dec. 7, 2013	Rochester	Grand Rapids	8:00 PM
Wed	Dec. 11, 2013	Lake Erie	Rochester	7:05 PM
Fri	Dec. 13, 2013	Lake Erie*	Rochester	7:05 PM
Sat	Dec. 14, 2013	Rochester	Syracuse	7:00 PM
Wed	Dec. 18, 2013	Toronto	Rochester	7:05 PM
Fri	Dec. 20, 2013	Lake Erie	Rochester	7:05 PM
Sat	Dec. 21, 2013	Rochester	Lake Erie	7:00 PM

*Frontier Field in Rochester, NY

January 2014

Day	Date	Visitor	Home	Time
Fri	Jan. 3, 2014	Rochester	Utica	7:00 PM
Sat	Jan. 4, 2014	Rochester	Hershey	7:00 PM
Wed	Jan. 8, 2014	Binghamton	Rochester	7:05 PM
Fri	Jan. 10, 2014	Hamilton	Rochester	7:05 PM
Sat	Jan. 11, 2014	Rochester	Hamilton	7:00 PM
Wed	Jan. 15, 2014	Rochester	Texas	8:30 PM
Fri	Jan. 17, 2014	Rochester	Oklahoma City	8:00 PM
Sat	Jan. 18, 2014	Rochester	San Antonio	8:00 PM

January 2014 *continue*

Day	Date	Visitor	Home	Time
Thu	1/23/14	Rochester	Lake Erie	7:00 PM
Sat	1/25/14	Rochester	Binghamton	7:05 PM
Wed	1/29/14	Chicago	Rochester	7:05 PM
Fri	1/31/14	Rockford	Rochester	7:05 PM

February 2014

Day	Date	Visitor	Home	Time
Sat	Feb. 1, 2014	Rochester	W-B/Scranton	7:05 PM
Wed	Feb. 5, 2014	Syracuse	Rochester	7:05 PM
Fri	Feb. 7, 2014	Hershey	Rochester	7:05 PM
Sat	Feb. 8, 2014	Grand Rapids**	Rochester	7:05 PM
Fri	Feb. 14, 2014	Utica	Rochester	7:05 PM
Sat	Feb. 15, 2014	Rochester	Utica	7:00 PM
Sun	Feb. 16, 2014	Texas	Rochester	3:05 PM
Wed	Feb. 19, 2014	Iowa	Rochester	7:05 PM
Fri	Feb. 21, 2014	San Antonio	Rochester	7:05 PM
Sat	Feb. 22, 2014	Hamilton	Rochester	7:05 PM
Thu	Feb. 27, 2014	Rochester	Iowa	8:05 PM
Fri	Feb. 28, 2014	Rochester	Chicago	8:30 PM

March 2014

Day	Date	Visitor	Home	Time
Sun	3/2/14	Rochester	Milwaukee	4:00 PM
Tue	3/4/14	Rochester	Rockford	8:00 PM
Fri	3/7/14	Syracuse	Rochester	7:05 PM
Sat	3/8/14	Rochester	Syracuse	7:00 PM
Sun	3/9/14	Oklahoma City	Rochester	5:05 PM
Wed	3/12/14	Binghamton	Rochester	7:05 PM
Fri	3/14/14	Toronto	Rochester	7:05 PM
Sat	3/15/14	Rochester	Binghamton	7:05 PM
Fri	3/21/14	Rochester	Lake Erie	7:30 PM
Sun	3/23/14	Rochester	Lake Erie	3:00 PM
Tue	3/25/14	Rochester	Toronto	11:00 AM
Wed	3/26/14	Milwaukee	Rochester	7:05 PM
Fri	3/28/14	Toronto	Rochester	7:05 PM

April 2014

Day	Date	Visitor	Home	Time
Wed	4/2/14	Syracuse	Rochester	7:05 PM
Fri	4/4/14	Binghamton	Rochester	7:05 PM
Sat	4/5/14	Rochester	Toronto	3:00 PM
Fri	4/11/14	Toronto	Rochester	7:05 PM
Sat	4/12/14	Rochester	Hamilton	7:00 PM
Sun	4/13/14	Rochester	Lake Erie	5:00 PM
Wed	4/16/14	Rochester	Utica	7:00 PM
Fri	4/18/14	Syracuse	Rochester	7:05 PM
Sat	4/19/14	Rochester	Toronto	3:00 PM



Terrence M. Pegula, *Owner*

Back in 1983, Terry Pegula told his business partner Robert H. Long, Jr., "If I ever have more than two nickels to my name, I'm going to buy the Buffalo Sabres one day." Now, almost 30 years later, Terry's dream has come to fruition.

A New Era of Sabres Hockey

On Feb. 22, 2011, Pegula became the fourth owner in Buffalo Sabres franchise history. The day Pegula was introduced as owner, the Sabres were 27-25-6 and sat in ninth place in the Eastern Conference - five points out of a playoff spot. Pegula's purchase not only reenergized the fan base, but the players as well. With Pegula now at the helm, the Sabres went on a 16-4-4 run over the final 24 games of the season to finish seventh in the East. This included a 9-1-2 record at home, with every remaining home game selling out.

The momentum of the new era would stretch well into the offseason as the home of the Sabres - renamed First Niagara Center in August 2011 - began a multimillion dollar facelift. The renovations, which were completed in time for the 2011-12 season, included a new, state-of-the-art locker room with updated training and rehabilitation areas, player lounge and coaching offices. Along with the locker room transformation, First Niagara Center underwent several other upgrades with a focus on providing the best possible game day experience for Sabres fans. This commitment to providing a first-rate environment for players and fans quickly earned Buffalo the label of 'Hockey Heaven.'

Buffalo fans responded to this new era of Sabres hockey in an overwhelming fashion. Since Pegula's acquisition of the team, the Sabres have sold out every game at First Niagara Center except one. The fans that couldn't watch the games in-person at the arena watched in near-record numbers on TV, earning the Sabres the second-highest local ratings in the NHL. The excitement incited by Pegula doesn't appear to be subsiding any time soon; the season ticket renewal rate reached 99% for the second year in a row and the waiting list has grown to include over 3,000 names.

In 2012, Pegula looked to make an even bigger impact on the City of Buffalo, using hockey as a catalyst. On Aug. 29, it was announced that the city had selected Pegula and his development team to develop and construct HARBORcenter, a \$172 million multipurpose facility that will sit directly across from First Niagara Center in the city's Canalside District. HARBORcenter will be anchored by two new NHL-size ice rinks that will be open for community use and a 200-room, full-service Marriott hotel. In addition to the ice rinks and hotel, there are plans for an upscale, hockey-themed sports bar and restaurant, additional retail space and a parking structure.

HARBORcenter is expected to draw more than 500,000 people to downtown Buffalo annually and, coupled with First Niagara Center, will provide a premier destination for hockey fans, right in the heart of 'Hockey Heaven.'

Expanding the Pegula-Hockey Footprint

On September 17, 2010, Terry and his wife, Kim, donated \$88 million to Penn State University -- the largest private gift in the history of the school -- to fund a state-of-the-art, multi-purpose arena and a world-class practice facility, and to help establish an NCAA Division I men's hockey program. In 2012, the Pegulas announced they would increase their donation to the Nittany Lion hockey program to \$102 million.

Thanks to their generosity, Penn State has been able to add both men's and women's varsity hockey teams, with both teams beginning play at Pegula Ice Arena in 2012-13. The building will include two ice sheets, and serve as the only major ice facility within an 80-mile radius of State College. In addition to providing hockey and figure skating opportunities for the entire Central Pennsylvania region, it will also be used for a broad range of campus and community activities.

Rochester Reunion

Soon after purchasing the Sabres, Pegula explored the idea of acquiring the Rochester Americans, the AHL team that had previously spent 29 years as the Sabres' affiliate before a three-year hiatus. On June 24, 2011, the Sabres announced the reunification of the Western New York teams as Pegula became the owner of the Amerks and continued one of the longest and most successful partnerships between an NHL and AHL club.

The 'Hockey Heaven' mindset was quickly adopted in Rochester as well and, like the Sabres, the Amerks experienced a momentum change. The Americans had the highest jump in attendance in the AHL in 2011-2, a 44.5% increase from the previous season, and vaulted from 25th in league attendance to 13th in just one season. As the Amerks progressed into the Calder Cup playoffs, fans were attending the games in numbers not seen since 1990.



Terrence M. Pegula, *Owner*

A Hockey Fan and a Business Man

Pegula's interest in the NHL began when the Sabres faced the Philadelphia Flyers in the 1975 Stanley Cup Final. His affection for the "French Connection" line began with that series, and led to his affinity for the Sabres franchise. While operating East Resources Inc. in Western New York and Pittsburgh throughout the 1980s and '90s, and living in Vestal, Olean and Orchard Park during that span, Terry first bought season tickets at the Memorial Auditorium in 1980. He remained a loyal Sabres season ticket holder for the next 18 seasons.

Born in 1951 and raised in Carbondale, Pa., he attended high school at Scranton Preparatory School. Pegula entered Penn State University as a Math major, but in order to stay in school he entered the Petroleum and Natural Gas Engineering program through a scholarship. He went on to graduate with a Bachelor of Science degree in 1973, and landed his first job with Getty Oil Co. in Victoria, Texas. He later joined Felmont Oil Co., a decision that first brought him to Olean, N.Y., in 1975.

In 1983, he borrowed \$7,500 from family and friends to found East Resources Inc., an independent oil and gas exploration and development company. Over the next 27 years, he built it into one of the largest privately held companies in the United States. In July of 2010, Royal Dutch Shell purchased the assets of East Resources Inc. for \$4.7 billion (US). That sale allowed the Pegulas to make their first foray into the hockey world.

Beyond Hockey

Together, the Pegulas have expanded their interests in the sports field by acquiring Atlanta-based France AllPro Athlete Management, a high-profile NFL player agent firm headed by Todd France, in December 2011. The Pegulas also own Impact Sports Performance, an elite athletic training facility in Boca Raton, Fla.

Beyond the sports world, Terry and Kim also founded Black River Entertainment, a country music label based in Nashville, Tenn.

Terry and Kim currently reside in Boca Raton, Fla., and have five children: Michael (35), Laura (31), Jessica (19), Kelly (17) and Matthew (14). Pegula's younger daughters, Jessica and Kelly, were both born in Buffalo.

A native of nearby Rochester, N.Y., Kim Pegula is a 1991 graduate of nearby Houghton College with a degree in Communications, and was involved with East Resources since 1991. In 2011, Kim donated \$12 million to her alma mater to support the construction of new athletic facility, the Kerr-Pegula Sports Complex.



Theodore Black, *President & Alternate Governor*

As president of the Buffalo Sabres, Ted Black oversees all aspects of the day-to-day operations of the franchise, with specific focus on making the Buffalo Sabres the premier destination for NHL players and the Sabres' current and future employees. In addition, Black provides strategic and creative leadership in areas including corporate partnerships, advertising, NHL relations, team marketing, Sabres television broadcasts, fan relations and ticket sales.

During the last decade, Black has compiled a track record of success and experience that few sports executives can match. Black is an accomplished leader who contributed to and presided over unprecedented growth with both the Pittsburgh Penguins and FSN Pittsburgh. He enjoys close relationships with top executives, corporate sponsors, professional sports teams, television networks and at the National Hockey League.

In late 2010, Terry Pegula enlisted Black to undertake the task of assembling and leading the group of professionals to advise Mr. Pegula on the acquisition of the Buffalo Sabres. Black's responsibilities included guiding the transaction negotiations, due diligence and NHL approval process.

Since taking charge of the Sabres and its business operations, Black has continued to keep the organization as one of the strongest small-market clubs in the NHL. During the past three seasons, the club's season-ticket holder base has grown to its highest levels in decades, with an annual renewal rate hovering around 99 percent, and a waiting list of more than 3,000 people. Additionally, the team has set game attendance records while also increasing the capacity of First Niagara Center, pushing it into the top 10 largest arenas (by capacity) in the league.

Under Black's guidance, the Sabres continue to be one of the NHL's most popular draws on television as well. The team's games on MSG have posted the league's second-best local TV ratings for the past two seasons (2011-12, 2012-13) and Buffalo continues to be one of the strongest hockey-viewing markets for nationally televised contests on NBC and NBC Sports Network.

Black is also helping to guide the Sabres' expansion and transition to HARBORcenter, a \$172 million multipurpose hockey and entertainment facility that will sit directly across from First Niagara Center in Buffalo's Canalside District. This one-of-a-kind project has led to partnerships with Marriott International, to develop a 200-room full-service hotel at the complex, and also with Canisius College, which will use HARBORcenter's two NHL-size ice rinks as its home arena when the complex opens in September 2014.

HARBORcenter is expected to draw more than 500,000 people to downtown Buffalo annually and, coupled with First Niagara Center, will be a premier destination for hockey.

Before his move to the Sabres, Black served as the Senior Vice President and General Manager of FSN Pittsburgh, a regional sports television network that produced and telecasted more than 220 live pro events and 1500 hours of programming per year. Under Black's executive leadership, FSN Pittsburgh grew advertising revenues every year and telecast a record number of live pro events. The station also generated record revenues, record earnings, record ratings

and was widely recognized as the #1 rated US-based Regional Sports Network in the National Hockey League.

Prior to his tenure at FSN, Black was a member of Mario Lemieux's senior management team and served as Vice President of the Pittsburgh Penguins from 1999 to 2008. Black was a member of the core group of executives that helped Lemieux execute one of the most successful franchise transformations in the history of professional sports. Ted was intimately involved in all senior executive-level decisions and strategic planning concerning the marketing, branding, sales and overall business operations and management of the team. In addition to being a key strategist during the Penguins' efforts to get a new arena, Black served as the day-to-day project leader for the new arena during the pre-construction phase of the project. He also interviewed and helped to recruit Ray Shero to become the club's General Manager. Black was active with the Wilkes-Barre/Scranton Penguins and served as the team's Alternate Governor to the AHL.

In 2005, Black was honored and recognized by Pittsburgh Magazine as a "Forty Under Forty" community leader.

Black is a 1987 graduate of Allegheny College and he received his J.D. from the University of Pittsburgh School of Law in 1990. Ted and his wife, Amy, live in the Elmwood Village section of the City of Buffalo. They have two sons, Andrew and Nathan.



Darcy Regier, *General Manager*

The 2013-14 season will be the 17th year Darcy Regier serves as general manager for the Buffalo Sabres, the longest tenure of any GM in the 43-year history of the franchise and currently the fourth-longest tenure for any general manager in the NHL. The Sabres have posted a regular season record of 586-443-167 under Regier's guidance, while also advancing to the Stanley Cup Finals in 1999 and making four Eastern Conference Finals appearances (1998, 1999, 2006 and 2007). Regier oversees all aspects of the Sabres' hockey operations, as well as the operations of its AHL affiliate club, the Rochester Americans. As head of Buffalo's and Rochester's hockey departments, Regier is in charge of the largest network of scouts in the National Hockey League.

Regier and his scouting staff have consistently built a solid foundation of talent, year after year, through the NHL Entry Draft, believing in drafting and developing players within the Buffalo-Rochester system. Proof of their drafting success can be seen every time the Sabres take the ice. In the lockout-shortened 2012-13 season, six of the team's top 10 scorers were acquired by the Sabres through the Entry Draft and have spent time with the team's AHL affiliates. This list includes Thomas Vanek, Tyler Ennis, Drew Stafford and Marcus Foligno – all of whom are still under contract with the Sabres.

The long-term success of Regier's draft picks can often be spotted early, as his draft picks have made a habit of scooping up numerous AHL awards while playing for the Sabres' affiliate teams. AHL award-winners have included two consecutive AHL Rookie of the Year winners: Tyler Ennis (2009-10) and Luke Adam (2010-11), and AHL Goaltender of the Year Ryan Miller for the 2004-05 season. His draft selections have gone on to win awards at the NHL level as well, with Miller being awarded the 2010 Vezina Trophy and 2008 first-round selection Tyler Myers winning the Calder Trophy that same year and Jhonas Enroth being named to the All-Rookie Team in 2012.

Regier has found a lot of success in the earlier rounds of the draft. Buffalo's current roster includes several players who were drafted in the first or second round since Regier's first draft in 1997, including: Vanek (1st, 2003), Myers (1st, 2008), Ennis (1st, 2008), Stafford (1st, 2004), Jhonas Enroth (2nd, 2006), Mike Weber (2nd, 2006), Mark Pysyk (1st, 2010), Mikhail Grigorenko (1st, 2012) and recently re-acquired Henrik Tallinder (2nd 1997).

In the past two years, Regier has made a splash with his highly praised draft classes. The 2012 and 2013 draft classes have been some of the most fruitful in team history, yielding a total of four first-round draft selections and three second-round selections. In the 2013 NHL Entry Draft, Buffalo made a franchise-record 11 picks and drafted its highest selection (Rasmus Ristolainen, 8th overall) since picking fifth overall (Vanek) in the 2003 draft. The 2012 and 2013 drafts helped the Sabres solidify its foundation of young talent and the club has been recognized as having one of the best and most promising pools of prospects in the NHL.

The hockey department's success hasn't been limited to draft day. Several trades and free agent signings have landed Buffalo some of their most valuable contributors over the past few seasons including Cody Hodgson (acquired via trade in 2012), Steve Ott (acquired via trade in 2012), Christian Ehrhoff (acquired via trade in 2011), Alex Sulzer (acquired via trade in 2012) and Ville Leino (acquired in free agency in 2011).

Prior to joining the Sabres, Regier served in roles with the New York Islanders as director of hockey administration, assistant coach, and assistant general manager. While on Long Island, he supervised the club's amateur development, and saw their International Hockey League affiliate win back-to-back championships (Denver Grizzlies in 1994-95 and then, after moving to Salt Lake City, the Utah Grizzlies in 1995-96). Legendary Islanders coach Al Arbour, along with Bill Torrey, who served in roles as general manager, president, chairman of the board and consultant with New York, were significant contributors to Regier's career in hockey. Regier left the Islanders organization briefly in the 1991-92 season to serve as an assistant coach with the Hartford Whalers.

Born in Swift Current, Saskatchewan, Regier was the fifth choice (77th overall) of the California Golden Seals in the 1976 Amateur Draft. He appeared in 26 NHL games over the course of three seasons with the Cleveland Barons and the New York Islanders, totaling two assists and 35 penalty minutes. Regier played parts of eight seasons of professional hockey and was a member of three championship teams. In 1982, he was named a First Team All-Star with Indianapolis (IHL), where he learned from one of the people he considers an influence on his hockey life, current Detroit Red Wings senior vice president Jim Devellano, then the team's general manager.

During his playing career, Regier was also involved in the early setup of the Professional Hockey Players' Association.

Darcy and his wife, Katherine, reside in Clarence and have three sons: Jonathan, Justin and Jarrett.



Robert Kopacz, *Vice President of Business Operations*

Rob Kopacz was named Vice President of Business Operations for the Rochester Americans Hockey Club on June 29, 2011 upon owner Terry Pegula's purchase of the team. In this role, Kopacz oversees all business-related activities of the club.

Prior to joining the Amerks organization, Kopacz worked for the Buffalo Sabres from 2000 to 2011. During his tenure with the Sabres, Kopacz oversaw the marketing efforts for the Sabres, Buffalo Bandits (National Lacrosse League) and other athletic events held at HSBC Arena. He joined the club in 2000 as Director of Advertising and Promotions before being elevated to Director of Marketing and was eventually named Vice President of Marketing. Kopacz spearheaded the marketing efforts for several historic events and seasons, including the NHL's inaugural Winter Classic on New Year's Day in 2008 between the Sabres and Pittsburgh Penguins at Ralph Wilson Stadium, the 2011 IIHF World Junior Championship in Buffalo, and the Sabres' Presidents Trophy-winning season of 2006-07.

Kopacz began his career in sports with the Rochester Rhinos soccer club in 1998, leading the organization's marketing department for three successful seasons. During each of his three years with the Rhinos, Rochester led the A-League in attendance while playing at Frontier Field. In that time, the Rhinos won two A-League Championships (1998, 2000) and the 1999 U.S. Open Cup Championship.

A graduate of SUNY Geneseo, Kopacz resides in Rochester with his wife, Barb, and their three sons, Aidan (12), Owen (10) and Evan (8), each of whom are active in local youth hockey, soccer and lacrosse programs.



Chadd Cassidy, *Head Coach*

Chadd Cassidy was named the 30th head coach in Rochester Americans history on July 12, 2013 after previously serving as interim head coach and assistant coach for the Amerks. After originally joining the Amerks as an assistant coach prior to the 2011-12 season, Cassidy was promoted to interim head coach on Feb. 20, 2013 when then head coach Ron Rolston moved up to the parent Buffalo Sabres.

Upon being named the interim head coach last season, Cassidy guided the Amerks to a record of 16-11-1-0 over the final 28 games of the regular season to earn a berth in the American Hockey League's Calder Cup Playoffs. Rochester finished the 2012-13 campaign with a 43-29-3-1 record (90 points), good for second place in the North Division and seventh in the Western Conference. The Amerks also finished the regular season ranked 2nd in the AHL in penalty killing (87.0%) and 4th in power

play efficiency (20.3%), making them the only team in the league to rank in the top four in both categories.

Cassidy first joined the Amerks when he was named as one of Rolston's assistants on Aug. 31, 2011. The 2011-12 season marked Cassidy's first in professional hockey after he spent the previous five seasons (2006-2011) working alongside Rolston in the same capacity with the U.S. National Under-18 Team.

In his first season in professional hockey, Cassidy helped guide the Amerks to a 36-26-10-4 record and a berth in the Calder Cup Playoffs. In addition to helping lead the Amerks to a second place finish in the North Division and a seventh seed in the Western Conference, Cassidy also played an integral role in the development of numerous young players. Eleven different Amerks were called up from Rochester to the Sabres over the course of the season, with those players combining for 65 points in a total of 157 NHL games for Buffalo.

Cassidy joined the Amerks organization following five seasons as an assistant coach at USA Hockey's National Team Development Program, culminating in a gold medal at the 2011 International Ice Hockey Federation (IIHF) Under-18 World Championships in Germany. During the 2010-11 season, he also led Team USA to titles in the 2011 Five Nations Tournament and in the 2010 Four Nations Cup. In addition, the U.S. National Under-18 Team posted a 12-9-1-2 (W-L-OTL-SOL) record in United States Hockey League play in 2010-11, helping the NTDP reach the USHL postseason for the first time.

During the 2009-10 campaign, Cassidy helped guide the U.S. National Under-17 Team to great international success. While serving as an assistant to Rolston, Cassidy helped lead Team USA to its first title at the 2010 World Under-17 Hockey Challenge since 2002. He also helped pilot the squad to a first-place finish at the 2009 Under-17 Four Nations Cup in Trnava, Slovakia. The U.S. National Under-17 Team finished with a 9-1-1-3 (W-OTW-OTL-L) record against international foes under Rolston and Cassidy's watch. In August, Cassidy served as an assistant coach for the U.S. Under-18 Select Team that finished second at the 2010 Memorial of Ivan Hlinka Tournament in Breclav, Czech Republic, and Piestany, Slovakia.

In 2008-09, Cassidy helped guide the U.S. Men's National Under-18 Team to its fourth gold medal at the 2009 IIHF Men's Under-18 World Championship in Fargo, N.D., and Moorhead, Minn. Additionally, he helped lead Team USA to a 15-1-0-1 (W-OTW-OTL-L) record against international opponents and a 13-13-1 record against college foes.

Cassidy also served as an assistant coach for the U.S. Men's National Under-18 Team that earned the silver medal at the 2007 IIHF World Men's Under-18 Championship in Tampere and Rauma, Finland.

Cassidy has been both an on-ice instructor and team coach at USA Hockey's New York district camps and select festivals. In December 2005, he joined Rolston's staff for the 2006 World Under-17 Hockey Challenge in Regina, Saskatchewan, where Team USA finished second in the 10-team event.

Prior to joining the NTDP, Cassidy served as the head coach for four seasons at the National Sports Academy in his hometown of Lake Placid, N.Y., where he posted a 124-71-15 record. His teams made the final of the Midwest Prep League playoffs every year in his tenure, and won the league championship in 2004.

Cassidy served as an assistant coach at State University of New York at Cortland from 1999-2001 and Potsdam State for the 2001-2002 season. A 1995 graduate of Cortland State, Cassidy earned his bachelor's degree in recreation and leisure studies while playing on the varsity hockey team.

Cassidy, and his wife, Tara, have two children, Sheldon and Ireland.



Chadd Cassidy, *Head Coach*

All-Time Head Coaching Record: **CASSIDY**

Season	Team	GP	W	L	T	PTS	GF	GA	Finish
2012-13*	Rochester (AHL)	28	16	12	0	33	71	69	7th in Western Conference
Totals:		28	16	12	0	33	71	69	

* Midseason replacement





Chris Taylor, *Assistant Coach*

Chris Taylor was named as the assistant coach of the Rochester Americans on Feb. 25, 2013 after first joining the Amerks staff as development coach prior to the 2011-12 season. Prior to his coaching career, Taylor enjoyed a 19-year professional career as a player that saw him become one of the all-time Amerk greats to ever don the red, white and blue.

During the 2012-13 season, Taylor helped guide the Amerks to a record of 43-29-3-1 (90 points), good for second place in the North Division and seventh in the Western Conference, as well as a berth in the American Hockey League's Calder Cup Playoffs for the second consecutive year. Taylor also oversaw a power play unit that ranked fourth in the AHL at 20.3%.

In his first season as a member of the Amerks coaching staff in 2011-12, Taylor helped guide the team to a 36-26-10-4 record and a berth in the Calder Cup Playoffs. As development coach, Taylor was primarily responsible for working with the team's forwards.

During the season, a total of 11 Amerks players (seven forwards) were called up to the Buffalo Sabres, including left wing Marcus

Foligno, who worked extensively with Taylor during the season and was named the NHL Rookie of the Month for March after scoring 11 points in 11 games with the Sabres.

After spending parts of nine seasons with the Amerks between 1999 and 2011, Taylor finished his playing career ranked among the franchise's all-time leaders in assists (3rd, 339), games played (4th, 519), points (5th, 481) and goals (10th, 142). He also served as team captain during the 2004-05 and 2005-06 seasons and was an alternate captain during several other campaigns.

A member of the Amerks' 50th Anniversary Team, Taylor is also a three-time Amerks team MVP and scoring champion (2001-02, 2002-03, 2004-05) and is the only player in franchise history to achieve those two feats in the same season on three occasions. During his final season as a player in 2010-11, Taylor ranked second on the Amerks in scoring with 51 points (10+41) in 72 games. He also finished second on the team in scoring the previous year with 61 points (17+44) when he returned to Rochester following a three-year stint in Germany, where he played for Frankfurt and led the team in scoring all three seasons.

During the 2004-05 campaign, Taylor was the Amerks scoring leader with 79 points (21+58) and was honored with the AHL's Fred T. Hunt Award for sportsmanship, determination and dedication to the game of hockey. Taylor also shares the franchise record for most assists in a single game with six, set on October 21, 2005.

During his pro career, Taylor appeared in 149 NHL games with the New York Islanders, Boston Bruins and Sabres, recording 32 points (11+21) and 48 penalty minutes. Of those 149 games, 90 came in a Buffalo uniform. In 2003-04, he set NHL career-highs in games played (54), goals (6), assists (6) and points (12) while with the Sabres.

Prior to joining the Sabres/Amerks organization in 1999, Taylor won two Turner Cup Championships with Utah of the International Hockey League. The Stratford, Ontario, native was originally drafted by the Islanders in the second round (27th overall) of the 1990 NHL Entry Draft and finished his pro career with 1,297 games played at the NHL, AHL, IHL and European levels.

Taylor resides in Churchville with his wife, Lisa, and their two children, Samantha and Nicholas. He is the brother of former NHL player Tim Taylor, who won a Stanley Cup with the Tampa Bay Lightning in 2004.



John Wroblewski, *Assistant Coach*

John Wroblewski enters his first season as an assistant coach of the Rochester Americans in 2013-14 after being named to the position on August 7, 2013.

Wroblewski joins the Amerks after spending the last two seasons as head coach of the ECHL's Gwinnett Gladiators, where he compiled a record of 84-46-9-5 while leading the Gladiators to a pair of South Division titles and posting the highest points-percentage in the Eastern Conference during that span. In 2011-12, Wroblewski was a co-recipient of the John Brophy Award as the ECHL's Coach of the Year. Prior to joining the Gladiators, he spent the 2010-11 season as assistant coach with the Wheeling Nailers (ECHL), helping guide the team to the Eastern Conference Finals.

A native of Neenah, Wisconsin, Wroblewski began his coaching career with the USA Hockey Under 18 National Team Development Program (NTDP) from 2007 to 2010. In 2010, he helped the NTDP capture the gold medal in Minsk, Belarus at the IIHF U-18 World Championship.

As a player, Wroblewski spent four seasons with the Fresno Falcons of the ECHL, recording 125 points (65+60) in 273 career games. Prior to his professional career, he played four seasons with the University of Notre Dame (1999-2003), where he served as a team captain his senior year and was named MVP by his teammates in 2003. In four years at Notre Dame, Wroblewski recorded 64 points (29+35) in 144 career collegiate games. He was a finalist for college hockey's Humanitarian Award.




Robert Janosz, *Goaltending Coach*

Bob Janosz enters his seventh season as goaltending coach for the Rochester Americans organization, a role he previously held for four years with the Amerks from 2006 to 2009 before re-joining the team prior to the 2011-12 campaign. After working in the same capacity with the Florida Panthers for the 2010-11 season, Janosz was hired by the Buffalo Sabres, being named to the position on August 31, 2011.

Janosz, 35, oversees the on-ice training, development and overall progress of the goaltending prospects within the Sabres system. Under Janosz's guidance last season, Amerks goalie David Leggio was voted as the team's Most Valuable Player by his teammates after leading the American Hockey League in saves and posting a record of 28-24-2 to help lead Rochester to a playoff berth.

During his previous stints with the team, Janosz also worked as a video coach and a strength and conditioning coach at various times. Most recently, Janosz has worked as an Eastern Regional Development Scout for USA Hockey and as an assistant goaltending coach for the Florida Panthers. He also runs the Janosz School of Goaltending, conducting camps throughout New York State. Several of the goalies who have attended his camps have gone on to professional and collegiate careers.

Prior to his coaching career, Janosz, a native of Elma, NY, enjoyed a standout collegiate career at Canisius College in Buffalo, posting a record of 27-28-9 while making more than 2,000 saves in 70 games during his four-year career (1995-99) with the Griffins. He went on to play two seasons of professional hockey from 1999-01, spending one year with the Muskegon Fury of the UHL and one with the Arkansas RiverBlades of the ECHL. He finished his professional career with a record of 23-18-8 with a 3.02 goals-against average and a .911 save percentage.



Jason Kilijanski, *Strength and Conditioning Coach*

Jason Kilijanski enters his third season as Strength and Conditioning Coach for the Rochester Americans and his third year in the American Hockey League.

The Buffalo, NY, native spent the 2010-11 season as the Strength and Conditioning Coach and Video Coordinator for the Portland Pirates, the Buffalo Sabres' former AHL affiliate. Before joining the Pirates, Jason worked for two seasons as a strength and conditioning apprentice to Doug McKenney, the Head Strength and Conditioning Coach with the Buffalo Sabres.

Prior to his time with the Sabres organization, Jason attended Mercyhurst College and graduated with a Bachelor's Degree in Sports Medicine, with a concentration in Health and Fitness Promotion.




Kyle Smith, *Administrative/Video Coach*

Kyle Smith enters his third full season in the American Hockey League and second with the Rochester Americans as the team's Video Coach.

Prior to joining the Amerks, Smith spent the 2010-11 campaign with the Buffalo Sabres in the Pro Scouting/Hockey Analytics Department, handling various tasks and working closely with Buffalo's Hockey Operations personnel. In April of 2011, Smith accepted the Interim Video Coach position with the AHL's Portland Pirates shortly before being elevated to full-time status within the Buffalo Sabres/Rochester Americans organization.

A 2011 graduate of SUNY Cortland, Smith played four years of collegiate hockey for the Red Dragons, serving as team captain his final two seasons. He was named to the 2010 American Collegiate Hockey Association's Division I All-Star Game.

He is the son of former Sabre Derek Smith.




Steve Pignata, *Hockey Technologies Assistant*

Steve Pignata enters his second season as the Hockey Technologies Assistant for the Rochester Americans in 2013-14.

Pignata, a native of Irondequoit, first joined the organization as a Hockey Operations intern for the 2008-09 season, primarily serving as a special assistant to the team's coaching staff. For the next two seasons, Pignata's role was elevated to Video Coach before returning for his second stint in the Amerks' hockey operations department for the 2011-12 campaign under the new coaching staff.

Prior to joining the Amerks, Pignata attended St. John Fisher College in Rochester, earning a degree in Sports Management.



Robert Frost, *Athletic Trainer*

Rob Frost returns for his sixth season as an American Hockey League Athletic Trainer in 2013-14 and second in Rochester.

A graduate of Bethel University in St. Paul, Minnesota, Frost spent three seasons (2008-11) as the athletic trainer for the Portland Pirates prior to joining the Amerks. He is also a certified member of both the National Athletic Trainers' Association and the National Strength and Conditioning Association.

Before arriving in Maine back in 2008, he served as the athletic trainer and strength and conditioning coach for the men's hockey team at St. Lawrence University from 2003-2008 and was the athletic trainer for the men's hockey team at St. Cloud State from 2001-2003.

Rob, and his wife, Jenn, have a son named Carson and daughters named Chelsea and Klara.



Kent Weisbeck, *Assistant Athletic Trainer*

Kent Weisbeck enters his 29th season as an Athletic Trainer for the Rochester Americans of the American Hockey League. During his tenure, he has missed only seven contests and has worked over 2,000 games. In the past 28 years he has earned two Calder Cup rings (1987 and 1996) and has worked in the Calder Cup Finals on five other occasions.

During the 2009-10 season, his 25th consecutive year of service to the organization, "Snacky" became the first-ever athletic trainer in the 55-year history of the franchise to get inducted into the Amerks Hall of Fame. He was honored as the 48th member of the prestigious club, joining former Amerk greats Randy Cunneynworth and Jim Wiemer as part of the Class of 2010.


Weisbeck worked one day in the NHL with the Buffalo Sabres, but the rest of his hours, days and years have been in Rochester. On October 23, 2010, Weisbeck reached a professional milestone working in his 2,000th game. The team honored him on November 7, 2010 with a plaque and fitted him with the first Blue Jacket, an honor bestowed to Weisbeck by then team owner

Curt Styres as a testament to his personal milestone.

Weisbeck reached another milestone in his career when he was selected as head athletic trainer for the Western Conference All-Star team for the 2011 AHL All-Star Classic, the first in his 26 seasons behind the bench. He was selected by the American Hockey League based upon his many years of excellence and dedicated service to the AHL and the City of Rochester.

The Buffalo, NY, native graduated from the University at Buffalo in 1977 with a bachelor of science degree in physical education with a minor in athletic training. After graduating from UB, he stayed at the university to work as an assistant athletic trainer from 1977-1985. In 1985, he made the jump to the AHL and the Amerks.

Kent and his wife, Colleen, reside in Rochester with their two sons: Cameron (19) and Hunter (3 ½).



Ben Laing, *Equipment Manager*

Ben Laing enters his sixth season in professional hockey and third as the Rochester Americans Equipment Manager for the 2013-14 AHL season. Laing joined his hometown Amerks prior to the 2011-12 season after spending the 2010-11 campaign as equipment manager for the AHL's Portland Pirates.

Before making the jump to the AHL, the Rochester native spent two seasons as equipment manager in the ECHL with Fresno (2008-09) and Stockton (2009-10). In 2009-10 while with Stockton, Laing was selected by his peers as the ECHL Equipment Manager of the Year.



Thomas Anderson, *Assistant Equipment Manager*

Thomas Anderson enters his 10th season in professional hockey and first as Assistant Equipment Manager with the Rochester Americans for the 2013-14 AHL season.

Anderson returns for his second stint in the American Hockey League having served in a similar capacity with the Texas Stars for the 2011-12 campaign. Most recently, Anderson spent all of last year with his hometown Gwinnett Gladiators of the ECHL, a position he's held for parts of the last seven seasons.

In addition to his time with the Gladiators, Anderson has also worked in the ECHL as an Assistant Equipment Manager with the Charlotte Checkers as well as one season as the Equipment Manager for the Arena Football League's Georgia Force.

The Gwinnett native earned his start in pro sports with the Gladiators as a stick-boy during the Gladiators' second season in 2004-05 and was a part of the staff for Gwinnett's Eastern Conference Championship team in 2005-06.



Jack Heyman, *Assistant Equipment Manager*

The 2013-14 campaign marks Jack Heyman's 17th season as the Assistant Equipment Manager with the Rochester Americans. During his tenure with the Amerks, the Rochester native has witnessed three ownership changes and has had the privilege of working with seven different head coaches over the years.

Heyman first arrived at The Blue Cross Arena at the War Memorial as an usher in 1996, but it wasn't long before he moved into his new role when then Amerks Equipment Manager Pete Rogers took him under his wing as his assistant. It's a position he's held ever since.

As a volunteer, Heyman is responsible in providing assistance for the day-to-day care of the team's equipment needs, preparing the locker room on game days, fulfilling the needs of on-ice officials and providing guidance and instruction to the game-night equipment staff.



Jody Gage, *Director of Strategic Planning*

Jody Gage serves as the Director of Strategic Planning in the Amerks' front office, where he has worked since the 1995-96 season. The role is Gage's fourth with the organization, having previously served as Assistant General Manager, General Manager and Director of Player Personnel during his tenure in the front office following his retirement as a player.

During Gage's 13 seasons as the team's general manager, he saw nine teams reach the finals (three hockey, six lacrosse). The Amerks advanced to the Calder Cup Finals in 1999 and 2000, and the Rochester Knighthawks (National Lacrosse League), a team for which he served in the same capacity, reached the National Lacrosse League Finals in 1999, 2000 and 2003 -- and won the 1997 Major Indoor Lacrosse League title and the 2007 National Lacrosse League crown. Gage was also the Assistant General Manager when the Amerks won the 1996 Calder Cup.

Gage also served as the general manager of the Rochester Rattlers of Major League Lacrosse and in eight seasons saw the team advance to the MLL Semifinals in 2001, 2004, 2005, 2007 and capture the Steinfeld Cup in 2008.

In 1998-99, the AHL awarded him the James C. Hendy Award as the league's outstanding executive. Gage assembled a team that won both the AHL Empire Division Championship and the Western Conference Championship and earned a berth in the 1999 Calder Cup Finals. The 1998-99 Amerks broke franchise records for most wins (52) and most points (111), and league records for fewest goals allowed (176) and fewest road goals allowed (86). In 2004-05, the hockey team rewrote the record books, setting franchise records for points (112), shutouts (9) and consecutive wins (17). That Amerks team also won the regular season points title, while wrapping up the North Division and Western Conference.

Gage received one of the highest honors of his career in 2006, as he was inducted into the inaugural class of the AHL Hall of Fame. He joined legends Johnny Bower, Jack Butterfield, Fred Glover, Willie Marshall, Frank Mathers and Eddie Shore. The ceremony was conducted at the 2006 Rbk Hockey American Hockey League All-Star Classic in Winnipeg, Manitoba (January 31st to February 1st).

In January of 2010, Gage, along with former Knighthawk greats Randy Mearns and Paul Gait, were enshrined into the Knighthawks Hall of Fame as part of the Class of 2010. With the honors, Gage enters the Hall of Fame as the only person to now grace the Hall of Fames for two Rochester professional sports teams: the Knighthawks and the Rochester Americans. Gage served as the general manager for 12 seasons and built the Knighthawks into a lacrosse dynasty (1997-2008). He had a hand in drafting future superstars John Grant, Casey Powell, Curt Malawsky, Josh Sanderson and Colin Doyle. He also was a masterful GM when it came to trades, acquiring such notable players as Mike Accursi, Chris Schiller, Steve Toll and Shawn Williams during his tenure.

Because his name is synonymous with AHL stardom, he was able to acquaint himself quickly with his peers off the ice and away from the field, and it did not take long for him to earn a reputation as a well-respected, savvy hockey GM. In his first season, Gage's team captured the Amerks' first division title since the 1990-91 season, making him the first Amerks' GM in team history to win a division title in his inaugural season.

It was no surprise that he achieved success, having been involved with three Calder Cup championship teams during his pro career. He was a member of the Adirondack Red Wings Calder Cup team in 1981, the Amerks squad in 1987, and was Rochester's Assistant GM when the Amerks secured their sixth Calder Cup in 1996, having retired during the season due to lingering knee ailments.

Originally a third-round draft selection (45th overall) of the Detroit Red Wings in the 1979 NHL Entry Draft, the Toronto native spent six seasons in the Detroit organization before signing a free-agent contract with the Buffalo Sabres on July 31, 1985. Gage would spend the rest of his career in the Sabres and Amerks organizations, signing his final contract with the Amerks on August 23, 1995, just a few months after Steve Donner purchased the Rochester club from Buffalo in June 1995.

Dubbed "Mr. Amerk" during his 11-year career in Rochester, Gage finished as the Amerks' all-time leader in goals, assists, points and games played. He holds the Amerks' record for game-winning goals in one season (9, 1987-88) and goals/points by a right wing in one season (60/104, 1987-88). Gage is one of just three players to record 500 career AHL goals and 1,000 career AHL points, and his 17 AHL seasons tie him for third in league history. Some of his other AHL accolades include the 1987-88 AHL MVP award and a berth on the First Team All-Star squad. He also earned AHL First Team All-Star honors following the 1985-86 and 1990-91 seasons, a place on the AHL's All-Time Team in 1992 -- as chosen by the media -- and selection as the U.S. Team Captain for the AHL All-Star Game in 1995. Gage also holds AHL records for the two fastest short-handed goals in one game (8 seconds, 3/25/89), the most 40+ goal seasons (7), and the most playoff goals (51) in AHL history.

In 1999, he was inducted into the Amerks Hall of Fame. On March 19, 1999, Gage and Dick Gamble had their No. 9 retired, joining Norm "Red" Armstrong as the only players in team history to receive that honor.

Gage (born 11/29/59) resides in Chili with his wife Charlotte. The couple has a son, Ryan, and a daughter, Stefanie. Jody is an avid and accomplished golfer, when he can find the time. He also enjoys spending time with his family.



Don Stevens, *Broadcaster*

This season marks Don Stevens' remarkable 28th season as the "Voice of the Rochester Americans." Stevens has seen many changes in the AHL since he first put on the headphones and called his first Amerks game at the old Rochester War Memorial. Known as the "Dean of AHL Broadcasters," Stevens has witnessed the expansion of the league to an all-time high 30 teams and the explosion of media coverage of the AHL.

Following the 2012-13 season, Stevens' 27th as the Amerks broadcaster, he was awarded with the AHL's prestigious James H. Ellery Memorial Award for excellence in radio coverage for the second time in his career.

The Amerks' broadcaster has served the team in numerous capacities during his tenure, including public relations director, TV host, radio talk show host, and TV and radio play-by-play broadcaster. In addition, Stevens founded the AHL Broadcasters/Writers Association and served as its president.

The "Voice of the Amerks" calls games on 1280 WHTK-AM, in addition to calling select home games live on Time Warner Cable SportsChannel. He teamed up with color analyst and former Buffalo Sabre Ric Seiling to bring AHL games to the City of Rochester and around the country. Stevens also had the distinction of covering the Amerks on multiple occasions over the NHL Network and SiriusXM Satellite Radio, introducing Amerks hockey on both a national and international level.

In 2009-10, Stevens called Rochester's historic 2,000th franchise win as the Amerks joined an elite club, becoming just the second team in the American Hockey League and eighth overall in North American hockey history to achieve the feat. He was also behind the microphone for five of the 10 goals scored by an AHL goaltender, most recently in 2010-11 when Binghamton's Chris Holt became the 10th netminder in league history to score a goal with his empty-netter against Rochester.

Stevens' most memorable season with the organization came during the 2010-11 campaign, his 25th with the red, white and blue. Stevens' years of dedicated service to the club was acknowledged with his enshrinement in the team's prestigious Hall of Fame as part of the Class of 2011. As the 50th member of the Hall, and just the second broadcaster inducted, Stevens joined an elite group of individuals whose tireless contributions and commitment to the franchise matches those of the original 1956 Rochester Americans.

From 1996-2009, Steven maintained a dual role while also serving as the broadcaster for the Rochester Raging Rhinos (United Soccer Leagues First Division). With the Rhinos, Stevens was part of back-to-back regular season championships (1998-99), three A-League championships in four years (1998, 1999 and 2001), the 1999 U.S. Open Cup and 14 consecutive playoff runs during his tenure. In 1998, he even covered an Amerks hockey game and the Rhinos' championship game on the same day.

Throughout his career, he has received numerous awards for his work on radio and television. In 1993-94, he won the AHL's James H. Ellery Award, given to the person that has made outstanding contributions to the progress of the AHL for his work on the Amerks Radio Network. Stevens has also won a national ACE Award for Cable Excellence as the host of the weekly television show, "Amerks Report," and received the Rochester Press-Radio Club's Louis MacMillan Award for sportscasting excellence. In 2003, he was inducted into the Frontier Field Walk of Fame in the media category. The Walk of Fame is located inside Frontier Field and features the names of fans, players, contributors and media throughout Rochester's sports history.

With the Amerks, Stevens has broadcast seven Calder Cup Finals and the Spengler Cup in Switzerland, winning a pair of Calder Cup championships in the process. Stevens has taken the AHL to its highest level during the course of his career and has shown his true professionalism by working with younger broadcasters throughout the league. Each season he has made it a point to "promote the Rochester Americans and the American Hockey League," from his seat in the radio booth to the podium at numerous charity events.

During his career, broadcasting has taken the Wainwright, Alberta, native all over the United States, Canada and Europe. He has worked in such markets as Seattle, San Diego, Salt Lake City, Phoenix and Rochester.



THE DON STEVENS' FILE: TOP FIVE MOST MEMORABLE MOMENTS

- 1.) "My first season was 86-87, and there was a memorable moment in my very first game at the War Memorial. Shane Churla (Binghamton) went up on the stage after some of the fans."
- 2.) "Since then, there have been lots of memorable moments. One of the best was going to the championship in my first year and winning it at Sherbrooke, and coming home to the thousands of people at the airport at 4:00 in the morning."
- 3.) "That same season at Binghamton, beating the Rangers on the last night of the season in a shootout, to win the regular season championship."
- 4.) "Going to the finals seven times in my first 14 years in Rochester is just an incredible statistic."
- 5.) "Calling the first ever goal scored by a goalie by 'shooting' it directly into the net (Darcy Wakaluk in Utica), about a week before Ron Hextall did it (for the Philadelphia Flyers). In fact, I called the first four goalie goals in league history - two for (Wakaluk & Robb Stauber) and two against."



Ric Seiling, *Color Commentator*

Ric Seiling enters his ninth season as Color Commentator for the Rochester Americans after joining the Amerks broadcast team during the 2005-06 season.

Seiling partners with play-by-play broadcaster Don Stevens and serves as the analyst for Amerks television and radio broadcasts. In addition to calling Amerks games, Seiling also serves as the play-by-play broadcaster for the Buffalo Junior Sabres of the Ontario Junior Hockey League (Jr. A).

A native of Elmira, Ontario, Seiling was a first round draft pick (14th overall) of the Buffalo Sabres in the 1977 NHL Draft. He went on to play 10 seasons in the NHL (1977-1987), including nine with the Sabres. In 738 career NHL games with the Sabres and Detroit Red Wings, Seiling recorded 387 points (179 goals, 208 assists) and 573 penalty minutes.



Rob Crean, *Director of Public Relations*

Direct: (585) 286-9927 **Cell:** (585) 506-8642 **E-mail:** rcrean@amerks.com

Rob Crean enters his third season as Director of Public Relations for the Rochester Americans in 2013-14 and his eighth season in professional hockey.

Crean began his career prior to the 2006-07 season when he joined the Buffalo Sabres (National Hockey League) as the Public Relations Graduate Assistant. He then spent three years (2007-10) as Manager of Communications for the Phoenix Coyotes (National Hockey League) organization. In 2009-10, he was a member of a Phoenix PR department that was recognized as a finalist for the Dick Dillman Award as voted on by the Professional Hockey Writers Association. Crean then returned to the Sabres organization in October of 2010 to serve as the team's Web Content Coordinator and as the Host Event Coordinator for the 2011 IIHF World Junior Championship.

A graduate of St. John Fisher College, Crean resides in Webster with his wife, Claire.



Warren Kosel, *Manager of Communications & Alumni Relations*

Direct: (585) 286-9928 **Cell:** (585) 415-7972 **E-mail:** wkosel@amerks.com

Warren Kosel enters his eighth season as Manager of Communications with the Rochester Americans in 2013-14 and eighth in the professional sports industry. Prior to the this season, the task of managing alumni relations was added to his title.

A native of Rochester, Kosel first joined the organization for the 2006-07 season with the former Rochester Sports Group, which consisted of the Rochester Americans (American Hockey League), the Rochester Knighthawks (National Lacrosse League), the Rochester Rhinos (United Soccer League First Division) and the Rochester Rattlers (Major League Lacrosse). During his time with the sports group, Kosel was part of two championship seasons that saw the Knighthawks claim the 2007 Champion's Cup and the Rattlers capture the 2008 Steinfeld Cup the following summer.

Kosel is a graduate of St. John Fisher College, earning a degree in Sport Management and Communications/Journalism.



Cailin O'Hara
Ticket Operations Manager




Lee Maslyn
Ticket Sales Associate



Greg Metzen
Ticket Sales Associate



Chris LaFlair
Ticket Sales Associate



Ed Solorzano
Ticket Sales Associate



Chad Buck
Corporate Partnership
Account Executive



Nicole Petix
Partnership Service Manager



Caitlin Salemi
Director of Game
Presentation



Bryan Darrow
Editor/Videographer




Jessica Baldwin
Marketing & Community
Relations Manager



Cindy Barber
Receptionist



AHL Affiliate of
the Buffalo Sabres



2013 ROCHESTER AMERICANS 2014

PLAYERS

Rochester Americans

2013-14 ROSTER



AMERKS.com

Rochester Americans

No.	Player	Pos	Ht	Wt	Birthdate	Age	Birthplace	12-13 Club
1	MAKAROV, Andrey	G	6-1	188	4/20/93	20	Kazan, Russia	Saskatoon-WHL
30	HACKETT, Matt	G	6-2	175	3/7/90	23	London, ON	MINNESOTA-NHL/Houston-AHL/ ROCHESTER-AHL
31	LIEUWEN, Nathan	G	6-5	186	8/8/91	22	Abbotsford, BC	ROCHESTER-AHL/Greenville-ECHL
41	KNAPP, Connor	G	6-6	219	5/1/90	23	York, NY	ROCHESTER-AHL/Greenville-ECHL
4	BAGNALL, Drew	D	6-3	215	10/26/83	29	Oakbank, MB	Houston-AHL
5	RUHWEDEL, Chad	D	5-11	182	5/7/90	23	San Diego, CA	BUFFALO-NHL/UMass-Lowell-HE
7	McNABB, Brayden	D	6-4	205	1/21/91	22	Davidson, SASK	ROCHESTER-AHL
11	SCHALLER, Tim	LW	6-2	213	11/16/90	22	Merrimack, NH	Providence College-HE
12	ZIGOMANIS, Mike	C	6-0	200	1/17/81	32	North York, ON	Toronto-AHL
14	TROPP, Corey	RW	6-0	185	7/25/89	24	Grosse Point Woods, MI	ROCHESTER-AHL
15	McGUIRE, Johnny	RW	6-1	205	8/28/93	20	Peterborough, ON	Oshawa-OHL/Erie-OHL
17	JACOBS, Colin	C	6-1	211	1/20/93	20	Coppell, TX	ROCHESTER-AHL/Prince George-WHL
18	GILLIES, Colton	LW	6-4	208	2/12/89	24	White Rock, BC	COLUMBUS-NHL
19	ADAM, Luke	C	6-2	216	6/18/90	23	St. John's, NFLD	BUFFALO-NHL/ROCHESTER-AHL
20	CRAWFORD, Nick	D	6-1	192	2/23/90	23	Caledon, ON	ROCHESTER-AHL
22	VARONE, Phil	C	5-10	191	12/4/90	22	Vaughan, ON	ROCHESTER-AHL
23	SZYDLOWSKI, Shawn	RW	6-0	207	8/5/90	23	St. Clair Shores, MI	ROCHESTER-AHL/Fort Worth-CHL
24	PARKER, Jonathan	RW	5-10	202	9/25/91	22	Solana Beach, CA	ROCHESTER-AHL
26	LARSSON, Johan	LW	5-10	200	7/25/92	21	Lau, Sweden	MINNESOTA-NHL/Houston-AHL ROCHESTER-AHL
28	GIRGENSONS, Zemgus	C	6-1	188	1/5/94	19	Riga, Latvia	ROCHESTER-AHL
33	ARMIA, Joel	RW	6-3	187	5/31/93	20	Pori, Finland	TPS Turku-SM-liiga
34	GAUTHIER-LEDUC, Jerome	D	6-1	190	7/30/92	21	Quebec City, QUE	ROCHESTER-AHL
37	ELLIS, Matt	C	6-0	212	8/31/81	32	Welland, ON	BUFFALO-NHL/ROCHESTER-AHL
38	LOCKE, Eric	C	5-10	183	11/21/93	19	Mount Holly, NJ	Saginaw-OHL
43	CATENACCI, Dan	C	6-0	180	3/9/93	20	Richmond Hill, ON	ROCHESTER-AHL/Owen Sound-OHL
44	LEPKOWSKI, Alex	D	6-4	203	4/9/93	20	West Seneca, NY	Barrie-OHL
47	MacKENZIE, Matt	D	6-1	182	10/15/91	21	New Westminster, BC	ROCHESTER-AHL/Greenville-ECHL
49	TARDIF, Jamie	RW	6-0	205	1/23/85	28	Welland, ON	BOSTON-NHL/Providence-AHL
52	SULZER, Alexander	D	6-1	206	5/30/84	29	Kaufbeuren, Germany	Ingolstadt ERC-DEL/BUFFALO-NHL
55	RISTOLAINEN, Rasmus	D	6-4	224	10/27/94	18	Turku, Finland	TPS Turku-SM-liiga
91	ROY, Frederick	C	5-10	168	2/26/91	22	Montreal, QUE	ROCHESTER-AHL
92	SUNDBER, Kevin	C	6-0	181	1/18/92	21	Surrey, BC	ROCHESTER-AHL

Front Office

NHL AFFILIATE

OWNER:

PRESIDENT:

GENERAL MANAGER:

VP of BUSINESS OPERATIONS:

HEAD COACH:

ASSISTANT COACH:

ASSISTANT COACH:

GOALTENDING COACH:

Buffalo Sabres

Terry Pegula

Ted Black

Darcy Regier

Rob Kopacz

Chadd Cassidy

Chris Taylor

John Wroblewski

Bob Janosz

HEAD ATHLETIC TRAINER:

ASSISTANT ATHLETIC TRAINER:

STRENGTH & CONDITIONING COACH:

EQUIPMENT MANAGER:

ASSISTANT EQUIPMENT MANAGER:

VIDEO/ADMINISTRATIVE COACH:

DIRECTOR OF PUBLIC RELATIONS:

MANAGER OF COMMUNICATIONS:

PLAY-BY-PLAY BROADCASTER:

Rob Frost

Kent Weisbeck

Jason Kilijanski

Ben Laing

Thomas Anderson

Kyle Smith

Rob Crean

Warren Kosel

Don Stevens




Rochester Americans

No.	Player	Pos	Pronunciation
1	Andrey Makarov	G	(AHN-dray, mah-KUH-roff)
30	Matt Hackett	G	
31	Nathan Lieuwen	G	(LEW-when)
41	Connor Knapp	G	(NAP)
4	Drew Bagnall	D	(BAG-nuhl)
5	Chad Ruhwedel	D	(roo-WEE-duhl)
7	Brayden McNabb	D	
11	Tim Schaller	LW	(SHAY-luhr)
12	Mike Zigomanis	C	
14	Corey Tropp	RW	
15	Johnny McGuire	RW	
17	Colin Jacobs	C	
18	Colton Gillies	LW	(GILL-ees)
19	Luke Adam	C	
20	Nick Crawford	D	
22	Phil Varone	C	(vuh-ROAN-ay)
23	Shawn Szydlowski	RW	(sid-LAU-skee)
24	Jonathan Parker	RW	
26	Johan Larsson	RW	(YO-hahn, LAR-suhn)
28	Zemgus Girgensons	C	(ZEHM-guhz, GEAR-gehn-suhns)
33	Joel Armia	RW	(ar-MEE-uh)
34	Jerome Gauthier-Leduc	D	(GOH-tee-ay, leh-DUKE)
37	Matt Ellis	C	
38	Eric Locke	C	
43	Dan Catenacci	C	(ka-tuh-NATCH-ee)
44	Alex Lepkowski	D	(lep-COW-skee)
47	Matt MacKenzie	D	(muh-KEN-zee)
49	Jamie Tardif	RW	
52	Alexander Sulzer	D	(SULL-zuhr)
55	Rasmus Ristolainen	D	(RAS-muhs, ris-toh-LAY-nehn)
91	Frederick Roy	C	(WAH)
92	Kevin Sundher	C	(SUN-duhr)



[19] Luke ADAM *Center*



Born: June 18, 1990, St. John's, Newfoundland
Height: 6'2" **Weight:** 206 **Shoots:** Left
How Acquired: Buffalo Sabres' second-round selection (44th overall) in the 2008 NHL Entry Draft. Re-signed a one-year NHL contract with Buffalo on July 23, 2013.

| LAST SEASON |

2012-13: Scored one goal in four NHL outings with Buffalo... Ranked fourth on the team in scoring with 37 points (15+22) in 67 games with the Amerks... Tied for third in goals, including six on the power-play, and racked up a career-high 57 PIM... Appeared in all three postseason contests for Rochester, recording two PIM... Assisted on a pair of goals at Hamilton on 4/21... Scored a goal and added two assists against Hamilton on 4/20... Returned to Rochester on 4/16... Made his season debut for the Sabres at Pittsburgh on 4/02, recording one shot and 9:36 of ice time... Recalled by Buffalo on 4/01... Notched two assists at San Antonio on 3/24... Notched a team-high two points (1+1), including the game-winning goal, and was named the game's first star against Binghamton on 3/13... Recorded his 100th career AHL point with a goal at Lake Erie on 3/03... Had a five-game point streak (2+4) from 1/09 to 1/18... Assisted on two goals against Hamilton on 1/11... Had an eight-game point streak (5+4) from 12/07 to 12/22, including a goal in four straight games from 12/08 to 12/15... Notched a two points (1+1) at Lake Erie on 12/13... Appeared in his 100th AHL game at Toronto on 12/01... Returned to the lineup against Toronto on 11/30... Missed three games (11/17-11/28) with an injury... Made his season debut against Syracuse on 10/12, recording an assist for his 100th professional point

| CAREER |

2011-12: Skated in 52 games with the Buffalo Sabres (NHL), scoring 10 goals and adding 10 assists for 20 points... Registered 13 points (4+9) and 18 PIM in 27 games with the Amerks... Recorded an assist in his Amerks playoff debut in Game 1 of the Western Conference Quarterfinals at Toronto on 4/19... Netted the game-winning goal at Lake Erie on 4/14... Had a three-game point streak (1+2) from 3/09 to 3/16... Netted his first goal at home and was +2 against Binghamton on 3/10... Scored his first goal as an Amerk against Ty Conklin at Grand Rapids on 3/02... Assisted on two goals and was +1 against Adirondack on 2/24 to earn first star honors... Recorded his first two points as an Amerk with a pair of assists against Lake Erie on 2/17... Skated 17:26 and logged four PIM in his Amerks debut against San Antonio on 2/11... Assigned to the Rochester Americans (AHL) by the Buffalo Sabres (NHL) on 2/11... Skated in his 100th pro game against the New York Islanders on 11/29... Posted six multi-point games with the Sabres prior to joining Rochester... Began the season with Buffalo, scoring six points (3+3) in the first four games... Had a five-game point streak (1+4) from 10/25 to 11/02... Recorded his first career NHL multi-goal game (2+0) against Los Angeles on 10/08... Notched first multi-point game of his NHL career with two assists against Anaheim on 10/07... **2010-11:** Netted his first career playoff goal on 4/14 in Game 1 of the Atlantic Division Semifinals vs. Connecticut... Finished the regular season tied for the league lead in rookie points (62) and goals (29), and tied for fourth in rookie plus/minus (plus-18)... Recipient of the 2010-11 Dudley (Red) Garrett Memorial Award as the AHL's outstanding rookie and a spot on the 2010-11 AHL All-Rookie Team... He became the third straight Sabres prospect to be named AHL Rookie of the Year, following Nathan Gerbe (2008-09) and Tyler Ennis (2009-10)... Set pro career-highs in goals (29), assists (33), points (62), penalty minutes (46) and games played (57)... Finished second among Pirates skaters in all offensive categories... Netted two goals, including the overtime game-winner, along with two assists 4/07 vs. Manchester... Had an 11-game point streak from 2/26-3/22 (8+11) that also included a six-game assist streak from 3/12-3/22... Registered an assist for his 50th AHL point on 3/18 at Binghamton... Enjoyed a six-game point streak (5+4) from 2/06-2/19... Selected as a member of the Eastern Conference AHL All-Star Team for the 2011 AHL All-Star Classic presented by Capital BlueCross January 30th and 31st in Hershey, PA... Scored his first NHL game-winning goal on 1/06 at San Jose... Scored first career NHL goal on 12/07 at Boston... Earned first career NHL point with an assist on 11/26 vs. Toronto... Named Reebok/AHL Rookie of the Month for October after registering six goals and seven assists for 13 points in nine October games... Received first-ever NHL recall by the Sabres and made his NHL debut on 10/26 at Philadelphia... Recorded second four-point game (1+3) of the season on 10/16 vs. Springfield... Named Reebok/AHL Player of the Week for the period ending 10/10 after registering two goals and two assists in one game... Tallied two goals, two assists, and was named the first



[19] Luke ADAM *Center*

star of the game during his regular season debut on 10/09 vs. Manchester... **2009-10:** Registered his first career AHL point (assist) in his pro/AHL debut on 4/19 at Manchester... Signed an ATO with the Pirates on 4/08... Collected four points in five postseason appearances... Named a First Team QMJHL All-Star after leading all Cape Breton skaters in goals (49), power-play goals (17), assists (41) and points (90) in just 56 games... Finished fifth in overall scoring among league leaders while capturing career-highs in all offensive categories... Selected as Offensive Player of the Week for the period ending 2/21 after scoring three goals and four assists for seven points in three games... Named Offensive Player of the Month for October after collecting 10 goals and 12 assists for 22 points in 14 games... Participated for the QMJHL Team in the 2009 Subway Super Series against Russia... Finished second in voting for QMJHL MVP... **2008-09:** Finished second on the team with 49 points (22+27) in 47 games with Montreal (QMJHL)... Participated for the QMJHL Team in the 2008 ADT Canada-Russia Challenge... **2006-08:** Played back-to-back seasons with his hometown Fog Devils, registering 81 points (42+39) in 133 career games with St. John's (QMJHL)... Led the Fog Devils in goals (36) and points (70), while skating in a team-high 70 games in 2007-08... Established a St. John's franchise record for goals in a game when he scored four times on 11/09/07 vs. Lewiston... **INTERNATIONAL COMPETITION:** Won a Silver Medal with Team Canada at the 2010 IIHF World Junior Hockey Championships

CAREER STATISTICS

Regular Season

Playoffs

YEAR	TEAM	LEAGUE	GP	G	A	PTS	PIM	GP	G	A	PTS	PIM
2006-07	St. John's	QMJHL	63	6	9	15	51	4	0	2	2	4
2007-08	St. John's	QMJHL	70	36	30	66	72	6	3	5	8	8
2008-09	Montreal	QMJHL	47	22	27	49	59	--	--	--	--	--
2009-10	Cape Breton	QMJHL	56	49	41	90	75	5	3	1	4	2
	Portland	AHL	0	0	0	0	0	3	0	2	2	0
2010-11	Buffalo	NHL	19	3	1	4	12	--	--	--	--	--
	Portland	AHL	57	29	33	62	46	12	4	3	7	14
2011-12	Buffalo	NHL	52	10	10	20	14	--	--	--	--	--
	Rochester	AHL	27	4	9	13	18	3	0	1	1	4
2012-13	Buffalo	NHL	4	1	0	1	2	--	--	--	--	--
	Rochester	AHL	67	15	22	37	57	3	0	0	0	2
	Amerks Totals		94	19	31	50	75	6	0	1	1	6
	NHL Totals		75	14	11	25	28	--	--	--	--	--
	AHL Totals		151	48	64	112	121	21	4	6	10	20
	Junior Totals		236	113	107	220	257	15	6	8	14	14
	Pro Totals		226	62	75	137	149	21	4	6	10	20





[33] Joel **ARMIA** *Right Wing*



Born: May 31, 1993, Pori, Finland
Height: 6'3" **Weight:** 187 **Shoots:** Right
How Acquired: Buffalo Sabres' first-round selection (16th overall) in the 2011 NHL Entry Draft.

LAST SEASON

2012-13: Guided his hometown Assat Pori to their third SM-liiga championship in franchise history after recording 33 points (19+14) and 32 PIM in 47 regular-season appearances... Finished second on the team with a career-high 19 goals and ranked fourth in points... The 2012-13 campaign marked his third straight 18-goal season... Tied for fifth on the team in postseason scoring with eight points (3+5) and 20 PIM in 16 playoff contests, helping Assat to its first league title since the 1977-78 season

CAREER

2011-12: Finished the campaign as Assat's third-leading scorer as an 18-year-old with a career-high 38 points on 18 goals and 20 assists, also a career-best... Played in all but six games while racking up 64 PIM... Registered two assists in just three playoff games prior to suffering a season-ending knee injury... **2010-11:** Spent most of the season with Assat's top team, playing in 48 games and collecting 29 points with 18 goals and 11 assists... Led all Assat rookies in scoring and finished sixth on the team in overall points... Added a pair of goals in two playoff appearances for Assat... **2009-10:** Played majority of the season with Assat's Under-20 Junior A team, earning 21 points (16+5) and 32 PIM in 27 games before adding two points (1+1) in five postseason tilts... Skated in nine games for the Assat Under-18 Junior B team, notching seven goals and nine assists for 16 points prior to picking up nine points (6+3) in six playoff contests... **2008-09:** Appeared in 27 games for Assat's Under-16 Junior C team, scoring a team-high 36 goals and 19 assists for 55 points... Registered four points (3+1) and 22 PIM in three postseason games for Assat... **INTERNATIONAL COMPETITION:** Represented Finland at the 2013 IIHF World Junior Championship in Ufa, Russia... Led all Finnish skaters and ranked second among tournament scoring leaders with 12 points (6+6) in six games... Playing on Finland's second line along with Joonas Donskoi and Miikka Salomaki at the 2012 World Junior Championship, he scored five goals with two assists and was +2 with 16 PIM in seven games... Finland finished fourth in the tournament, falling to eventual champion Sweden in a shootout in the semifinals... Armia was the only Finnish player to score in the shootout... Played for Finland at the 2011 Under-20 World Junior Championship in Buffalo, picking up one assist in six games... Also played for Finland's entry at the 2011 Under-18 World Junior Championship, where he scored four goals and added nine assists for 13 points in six games... Represented Finland at the 2010 World Under-17 Hockey Challenge, scoring five goals and three assists for eight points in five games... His performance earned him a berth on the tournament's All-Star Team... Also played in international tournaments with Finland's Under-18 squad, scoring two goals and adding one assist for three points in five games... Skated with the Finnish Under-16 squad in 2008-09, collecting three points (1+2) in 10 international contests

CAREER STATISTICS

Regular Season


Playoffs

YEAR	TEAM	LEAGUE	GP	G	A	PTS	PIM	GP	G	A	PTS	PIM
2008-09	Assat Pori Jr. C	SM-liiga Jr.	27	36	19	55	92	3	3	1	4	22
2009-10	Assat Pori Jr. A	SM-liiga Jr.	27	15	6	21	32	5	1	1	2	0
	Assat Pori Jr. B	SM-liiga Jr.	9	7	9	16	31	6	6	3	9	0
2010-11	Assat Pori	SM-liiga	48	18	11	29	24	5	2	0	2	4
2011-12	Assat Pori	SM-liiga	54	18	20	38	64	3	0	2	2	0
2012-13	Assat Pori	SM-liiga	47	19	14	33	32	16	3	5	8	20
Pro/European Totals			149	55	45	100	120	24	5	7	12	24
Junior Totals			63	58	34	92	155	14	10	5	15	22



[4] Drew **BAGNALL** *Defense*

ALTERNATE CAPTAIN



Born: October 26, 1983, Oakbank, Manitoba

Height: 6'3" **Weight:** 215

Shoots: Left

How Acquired: Signed a two-year, two-way contract with the Buffalo Sabres as a free agent on July 6, 2013.

Drafted: Dallas Stars' sixth-round selection (195th overall) in the 2003 NHL Entry Draft.

| **LAST SEASON** |

2012-13: Recorded six points (1+5) and 88 PIM while serving as team captain of the AHL's Houston Aeros... Racked up six PIM in five Calder Cup Playoff appearances... Scored lone goal of the season at Lake Erie on 12/20... Appeared in his 350th AHL game in a 3-2 win over Rockford at Xcel Energy Center on 11/18... Notched two assists over a home-and-home series against Texas (10/19-10/20)... Registered his first point of the campaign with an assist and added 12 PIM in a 5-1 win at home over Texas on 10/19... Named team captain on 10/10

| **CAREER** |

2011-12: Captured pro career-highs with 12 assists and 14 points in 72 games with Houston... Tallied two goals, matching a career-high he set during the 2009-10 campaign... Led the Aeros with 98 penalty minutes, averaging 1.36 PIM per game... Ranked second among team defensemen with 70 shots on goal... Collected eight PIM in four postseason appearances... Made his Aeros playoff debut in Game 1 of Houston's first-round series against Peoria on 4/13... Closed out the season with four assists over Houston's eight final regular-season games... Netted second goal of the season at Oklahoma City on 12/17... Assisted on a pair of goals against Texas on 12/16... Posted points in back-to-back games at San Antonio on 12/06 and vs. Oklahoma City on 12/08... Scored a goal and added an assist vs. Charlotte on 11/13... **2010-11:** Appeared in two NHL outings for the Minnesota Wild, earning four PIM... Notched two assists and piled up 112 PIM in his 72 games in his first season in Houston... Led the Aeros to a Western Conference championship and a trip to the 2011 Calder Cup Finals, picking up two points (1+1) in 24 postseason contests along the way... Skated 9:08 vs. Dallas on 4/10... Made his NHL debut at Edmonton on 4/08, recording one shot and two PIM while earning 16:53 of ice time... **2009-10:** Tallied 12 points on a career-high two goals and 10 assists in 58 games with the Manchester Monarchs (AHL)... Served as team captain... Named Manchester's American Specialty/AHL Man of the Year for his outstanding contributions to the community and charitable organizations throughout the regular season... Delivered three assists and 21 PIM in 16 playoff games, helping the Monarchs advance to the AHL Eastern Conference Finals... Finished the campaign with 113 PIM and a career-best +5 on-ice rating... Recorded two assists vs. Providence on 2/20... Opened the season with back-to-back multi-point outings, the first of his career, beginning with two assists at Albany on 10/03 and two points (1+1) at Norfolk on 10/09... **2008-09:** Appeared in all but one game for Manchester, registering six assists and a career-high 150 PIM, ranking second on the team in that category... His 79 games led all Monarchs defensemen and were second-most among all Manchester skaters... Collected assists at Springfield on 12/06 and at Portland on 12/09... **2007-08:** Split rookie season between Manchester and the ECHL's Reading Royals... Finished with 12 points on one goal and 11 assists in 54 AHL contests with the Monarchs... Added three points (1+2) in 10 games for Reading... Played in four AHL playoff games with Manchester... Made his professional playoff debut in Game 1 of Manchester's first-round series at Providence on 4/16... Had a three-game assist streak (0+3) from 2/09 to 2/15... Scored first AHL goal at Portland on 2/01... Notched his first AHL point with an assist at Portland on 12/18... Made his AHL debut for Manchester vs. Portland on 11/16... Registered his first pro assist at Gwinnett on 10/30... Scored his first pro goal at Mississippi on 10/27... Made his professional/ECHL debut at Pensacola on 10/26... **2006-07:** Completed his college career with 25 points (6+19) and 74 PIM during his senior season at St. Lawrence University (ECAC)... Led all Saints blueliners in scoring while posting a team-best +10 on-ice rating... Scored five of his six goals on the power-play... Named a First-Team All-Americans and the lone defenseman finalist for the Hobey Baker Award after captaining the Saints to an ECACHL regular-season title... Named the ECACHL's Player of the Year and the league's Most Outstanding Defensive Defenseman... Became just the eighth defenseman in ECAC history to be named the league's Player of the Year... He was also the second consecutive St. Lawrence player to win the award after forward T.J. Trevelyan earned league honors following the 2005-06 season... **2005-06:** Played in 24 games as a junior for the Saints, scoring one goal and nine assists for 10 points after returning from injury... Finished fifth on the team in points by a defenseman... **2004-05:** Paced all St. Lawrence rearguards with seven goals and ranked sixth on the team in



[4] Drew BAGNALL *Defense*

scoring with 19 points (7+12) in 37 games... Placed second among Saints defensemen in points while leading the team with 68 PIM... **2003-04:** Compiled 18 points (5+13) in 40 games as freshman en route to earning Saints Rookie of the Year honors... His 40 games were tied for second-most on the team... Ranked second in goals, assists and points by a defenseman while finishing sixth in overall scoring... Led all rookies and finished third on St. Lawrence with 61 PIM

CAREER STATISTICS


Regular Season

Playoffs

YEAR	TEAM	LEAGUE	GP	G	A	PTS	PIM	GP	G	A	PTS	PIM
2002-03	Battlefords	SJHL	59	17	47	64	252	--	--	--	--	--
2003-04	St. Lawrence Univ.	ECAC	40	5	13	18	61	--	--	--	--	--
2004-05	St. Lawrence Univ.	ECAC	37	7	12	19	68	--	--	--	--	--
2005-06	St. Lawrence Univ.	ECAC	24	1	9	10	32	--	--	--	--	--
2006-07	St. Lawrence Univ.	ECAC	39	6	19	25	74	--	--	--	--	--
2007-08	Manchester	AHL	54	1	11	12	115	4	0	0	0	4
	Reading	ECHL	10	1	2	3	32	--	--	--	--	--
2008-09	Manchester	AHL	79	0	6	6	150	--	--	--	--	--
2009-10	Manchester	AHL	58	2	10	12	113	16	0	3	3	21
2010-11	Minnesota	NHL	2	0	0	0	4	--	--	--	--	--
	Houston	AHL	72	0	2	2	112	24	1	1	2	22
2011-12	Houston	AHL	72	2	12	14	98	4	0	0	0	8
2012-13	Houston	AHL	47	1	5	6	88	5	0	0	0	6
	NHL Totals		2	0	0	0	4	--	--	--	--	--
	AHL Totals		382	6	46	52	676	53	1	4	5	61
	ECHL Totals		10	1	2	3	32	--	--	--	--	--
	College Totals		140	19	53	72	235	--	--	--	--	--
	Junior Totals		59	17	47	64	252	--	--	--	--	--
	Pro Totals		394	7	48	55	712	53	1	4	5	61



[43] Dan CATENACCI *Center*



Born: March 9, 1993, Richmond Hill, Ontario
Height: 6'0" **Weight:** 180 **Shoots:** Left
How Acquired: Buffalo Sabres' third-round selection (77th overall) in the 2011 NHL Entry Draft. Signed a three-year, entry-level NHL contract with Buffalo on April 1, 2012.

LAST SEASON

2012-13: Appeared in two AHL games with the Amerks, collecting three points on one goal and two assists... Closed out the regular season with an assist at Hamilton on 4/21... Had a memorable professional debut with the Amerks, scoring a goal and adding an assist against Hamilton on 4/20... Reassigned to Rochester by the Buffalo Sabres (NHL) from the Owen Sound Attack on 4/17... Recorded nine points on three goals and six assists in 12 OHL playoff contests with Owen Sound... Wrapped up his junior career by leading the Attack in scoring and set new career-highs in goals (38), points (79), penalty minutes (115) and plus/minus (+31) while finishing second on the team in assists (41)... Ranked tied for 10th and 13th in the OHL in goals and points, respectively, and appeared in all but one game for Owen Sound... Scored 11 power-play goals and added four short-handed tallies, second-most among Attack skaters... Averaged a team-best 1.18 points per game... Finished 11th in the league with 115 PIM and ranked tied for 14th with a +31 on-ice rating... Led Owen Sound with 24 multi-point outings... Finished the OHL regular season on a five-game point streak (4+3)... Recorded his second five-point game (3+2) against Saginaw on 2/23... Assembled a three-game goal scoring streak (3+1) from 1/18 to 1/20... Posted another four-game point streak (4+2) from 12/14 to 12/30... Had a four-game point streak (1+4) from 12/01 to 12/07... Compiled eight consecutive multi-point outings between 10/27 and 11/17, registering 21 points (9+12) over that span... Tabbed his first five-point game (1+4) of the season against Sault Ste. Marie on 11/10... Recorded a season-long six-game point streak (3+6) from 10/05 to 10/20... Opened the regular season on a three-game point streak (3+2)

CAREER

2011-12: Scored 33 goals and added 39 assists for 72 points in his first season with Owen Sound... Finished second on the team in all offensive categories while appearing in 67 games for the Attack... Accounted for 10 power-play tallies and was just one of two Attack players to average more than a point per game... Added four points (1+3) and eight PIM in 5 OHL playoff games for Owen Sound... Recorded 22 multi-point outings, including seven three-point games... Had a season-long six-game point streak from 1/21 to 2/08, notching 12 points (6+6) over that span... Scored his first-career hat trick at Kingston on 11/06... Collected two points (1+1) in his Owen Sound debut vs. Plymouth on 9/21... **2010-11:** Led the Sault Ste. Marie Greyhounds (OHL) in assists (45) and points (71) and finished second in goals (26)... Scored nine power-play tallies... Dressed in all but one game for the Greyhounds... Averaged 1.06 points per game... Represented Team Orr at the 2011 CHL Top Prospects Game... **2009-10:** Recorded 30 points (10+20) in 65 games with Sault Ste. Marie before notching two points (1+1) in five postseason appearances... Made his OHL playoff debut in Game 1 of Sault Ste. Marie's first-round series against Plymouth, scoring a goal and an assist... Scored his first goal against Plymouth on 10/03... Recorded his first point with an assist vs. Erie on 9/19... Made his OHL debut against Ottawa on 9/18... **2008-09:** Scored one goal in two games with Villanova (OJHL)... The recipient of the Jack Ferguson Award, given to the top draft pick in the Ontario Hockey League Priority Selection Draft... **INTERNATIONAL COMPETITION:** Helped Team Canada to a fourth-place finish at the 2011 International Ice Hockey Federation U-18 World Championship... Represented Canada in the 2010 Ivan Hlinka Memorial Tournament... Earned a silver medal with Team Canada at the 2010 World U-17 Hockey Challenge

CAREER STATISTICS


Regular Season

Playoffs

YEAR	TEAM	LEAGUE	GP	G	A	PTS	PIM	GP	G	A	PTS	PIM
2008-09	Villanova	OJHL	2	1	0	1	4	--	--	--	--	--
2009-10	Sault Ste. Marie	OHL	65	10	20	30	68	5	1	1	2	6
2010-11	Sault Ste. Marie	OHL	67	26	45	71	117	--	--	--	--	--
2011-12	Owen Sound	OHL	67	33	39	72	114	5	1	3	4	8
2012-13	Owen Sound	OHL	67	38	41	79	115	12	3	6	9	32
	Rochester	AHL	2	1	2	3	0	--	--	--	--	--
	Amerks/AHL Totals		2	1	2	3	0	--	--	--	--	--
	Junior Totals		268	108	145	253	418	22	5	10	15	46
	Pro Totals		2	1	2	3	0	--	--	--	--	--



[20] Nick CRAWFORD *Defense*



Born: February 23, 1990, Caledon, Ontario

Height: 6'1" **Weight:** 192

Shoots: Left

How Acquired: Buffalo Sabres' sixth-round selection (164th overall) in the 2007 NHL Entry Draft. Re-signed a one-year NHL contract with Buffalo on July 19, 2013.

LAST SEASON

2012-13: His second season with the Amerks... Finished fourth among team defensemen in scoring after recording 19 points (5+14) in 53 regular season games... Netted four power-play goals and was one of just three Rochester rearguards to score shorthanded... Dressed for Game 1 of the Western Conference Quarterfinals against Toronto before sitting out Games 2 and 3 with an injury... Skated a team-high 28:29 against Oklahoma City on 4/12... Appeared in his 100th game as an Amerk at Syracuse on 3/02... Posted a three-game point streak (1+2) from 2/01 to 2/05... Scored a power-play goal and was +3 at Syracuse on 2/02... Had a three-game assist streak from 1/12 to 1/18... Was +2 against Hamilton on 1/11... Scored the game-winning goal in a 5-2 win at Abbotsford on 1/04... Skated in his 150th professional game against San Antonio on 11/28... Scored a short-handed, empty-netter in his season debut at Adirondack on 10/27

CAREER

2011-12: Completed his first season in Rochester with 22 points (6+16) and 26 PIM in 70 regular season appearances... Appeared in all three playoff games for the Amerks, collecting one assist... Recorded an assist in his Amerks playoff debut in Game 1 of the Western Conference Quarterfinals at Toronto on 4/19... Collected two points (1+1) in a 5-1 win over Syracuse on 4/13... Had a three-game point streak (2+1) from 3/17 to 3/23... Notched his first multi-point game of the season with two assists and was +2 against Hershey on 2/22... Scored a goal and was +2 against Abbotsford on 2/02... Had a season-high four-game point streak (1+3) from 1/14 to 1/21... Logged 29:42 of ice time in a 5-2 loss to Oklahoma City on 1/19... Skated in his 100th pro game at Adirondack on 12/10... Recorded a three-game point streak (1+2) from 10/14 to 10/18... Scored his first goal of the season and first as an Amerk vs. Syracuse on 10/18... Registered his first point as an Amerk with an assist at Lake Erie on 10/14... Made his Amerks debut against Wilkes-Barre/Scranton on 10/13... **2010-11:** Registered his first AHL playoff point with an assist in Game 1 of the Atlantic Division Semifinals vs. Connecticut on 4/14 and would complete the Calder Cup Playoffs with two assists in 12 games... Finished rookie campaign third in scoring among team defensemen with 31 points (7+24) in 76 games with the Portland Pirates (AHL)... Posted career-highs in all offensive categories... Logged a four-game point streak (1+3) from 2/26-3/06... His first career two-goal game (2+1) came on 2/16 vs. Providence... Earned a goal and assist (1+1) in Pirates' last-minute victory at Connecticut on 1/29... First career two-point (1+1) game came on 12/05 at Worcester... Scored his first professional goal vs. Charlotte on 10/10... Made his professional debut in the Pirates 6-5 season opening victory vs. Manchester on 10/09... **2009-10:** Assisted on 12 goals in 17 postseason outings for Barrie in its run to the OHL Championship series vs. Windsor... His 12 points led all Barrie defensemen in scoring... Split his final junior season between Saginaw and Barrie (OHL) in a year that saw him capture career-highs in all offensive categories in goals (11), power-play goals (seven), assists (59), power-play assists (29) and points (70) in 68 combined games... Led all Ontario Hockey League defensemen in scoring and became the first blueliner in OHL history to pace league rearguards in both scoring and plus/minus rating... His plus-51 on-ice rating was a team and league best... Ranked fifth in the OHL with 59 assists and eighth with 29 power-play assists while averaging more than a point per game... Represented the OHL's Eastern Conference at the 2010 All-Star Game... Named to the OHL's and CHL's First All-Star Teams... Finished second in voting for OHL Defenseman of the Year... Voted as the OHL's Best Offensive Defenseman in the OHL Coaches Poll... **2008-09:** Chipped in five points (1+4) in eight playoff contests... Saw his offensive output more than double as he finished second in scoring among team defensemen with 42 points (7+35) in 65 games with the Saginaw Spirit (OHL)... His four power-play tallies also were the most among rearguards... **2007-08:** Tallied 20 points (4+16) and a career-high 58 PIM in 68 games with Saginaw... **2006-07:** Recorded eight points (1+7) in his rookie season for the Spirit despite seeing a significant amount of playing time in 63 regular season showings



[20] Nick CRAWFORD *Defense*

PERSONAL

Was a member of the 2003 All-Ontario Pee Wee Champion Vaughan Kings and guided the Don Mills Flyers to the GTHL (Greater Toronto Hockey League) Championship in 2005-06

CAREER STATISTICS

Regular Season

Playoffs


YEAR	TEAM	LEAGUE	GP	G	A	PTS	PIM	GP	G	A	PTS	PIM
2006-07	Saginaw	OHL	63	1	7	8	32	5	0	1	1	0
2007-08	Saginaw	OHL	68	4	16	20	58	4	1	1	2	2
2008-09	Saginaw	OHL	65	7	35	42	41	8	1	4	5	4
2009-10	Saginaw	OHL	19	4	17	21	4	--	--	--	--	--
	Barrie	OHL	49	7	42	49	20	17	0	12	12	4
2010-11	Portland	AHL	76	7	24	31	27	12	0	2	2	4
2011-12	Rochester	AHL	70	6	16	22	26	3	0	1	1	0
2012-13	Rochester	AHL	53	5	14	19	18	1	0	0	0	0
Amerks Totals			123	11	30	51	44	4	0	1	1	0
AHL Totals			199	18	54	72	71	16	0	3	3	4
Junior Totals			264	23	117	140	155	34	2	18	20	10
Pro Totals			199	18	54	72	71	16	0	3	3	4





[37] Matt ELLIS *Left Wing*

TEAM CAPTAIN



Born: August 31, 1981 in Welland, Ontario
Height: 6'0" **Weight:** 212 **Shoots:** Left
How Acquired: Claimed off waivers by the Buffalo Sabres from the Los Angeles Kings on October 1, 2008. Re-signed a two-year, two-way NHL contract with Buffalo on July 3, 2013.

LAST SEASON

2012-13: Finished the regular season in Rochester, where he amassed 12 points on seven goals and five assists in 32 games... Ranked fourth on the team with a +6 on-ice rating... Appeared in all three postseason contests with the Amerks, notching two PIM... Made his Amerks playoff debut in Game 1 of the Western Conference Quarterfinals at Toronto on 4/27... Recorded his 200th AHL point as well as his 300th pro point with a goal at Hamilton on 4/21... Named Amerks team captain on 3/19... Appeared in his 700th professional game at Toronto on 3/16... Had a four-game goal-scoring streak from 3/09 to 3/15... Netted a goal and was +1 against Abbotsford on 3/10 to earn first star honors... Scored his first goal as an Amerk at Binghamton on 3/09... Recorded his first point as an Amerk with an assist against Syracuse on 2/26... Made his home debut against Houston on 2/15... Skated 13:36 in his Amerks debut at Lake Erie on 2/12... Loaned to Rochester from the Buffalo Sabres (NHL) on 2/11... Appeared in six games with the Sabres prior to joining the Amerks

CAREER

2011-12: Recorded eight points on three goals and five assists in 60 games with Buffalo... Missed 13 games (3/12-4/07) with a lower body injury... Recorded an assist in consecutive games at Vancouver on 3/03 and at Winnipeg on 3/05... Logged a season-high 16:35 TOI at New Jersey on 1/24... Scored a goal vs. Ottawa on 11/11, his first since 3/16/10... Notched an assist in his first game of the season against Tampa Bay on 10/25... **2010-11:** Earned three NHL recalls from the Buffalo Sabres and skated in 14 regular season games and one postseason game with the big club... Recorded six points (1+5) in 11 Calder Cup Playoff appearances... Played the majority of the season with the Portland Pirates (AHL), notching 31 points (10+21) in 52 games... Accounted for four of his tallies on the power-play... Skated in 200th career NHL game vs. Philadelphia on 4/08... Missed 13 games due to injury (2/13-3/12)... Skated in 600th career professional game at Ottawa on 1/25... Registered 100th AHL assist at Providence on 11/28... Earned his 150th professional assist at Manchester on 11/27... Recorded an assist in his 300th career AHL game vs. Manchester on 10/19... Selected as the 13th captain in Pirates franchise history... **2009-10:** Spent the whole campaign with Buffalo, dressing for 72 games and registering 13 points (3+10) in his second full NHL season... Appeared in three Stanley Cup Playoff contests and scored his first NHL playoff goal in the first period of Game 2 vs. Boston on 4/17... Notched two assists in the Sabres 6-2 win over Florida on 3/31... **2008-09:** Played half the season in Buffalo, where he registered 12 points (7+5) and 12 PIM in 45 games over two NHL promotions to the Sabres... Scored a single-game career-high three points with two goals and an assist at Boston on 1/03... Claimed off waivers by the Buffalo Sabres from the Los Angeles Kings on 10/01 and made his Sabres debut on 10/15 against the NY Rangers... Skated in 12 games with Portland... **2007-08:** Split first full NHL season between Los Angeles and Detroit, totaling eight points (3+5) in 54 combined games... Scored his first goal as a member of the Kings on 3/13 after being claimed off waivers by Los Angeles from Detroit on 2/21... Scored his first career NHL goal at San Jose on 10/18... Recorded his first career NHL point with an assist at Anaheim on 10/15... **2006-07:** Appeared in 16 games with Detroit, recording six penalty minutes... Made his NHL debut for the Detroit Red Wings on 12/18 in a 4-3 loss to the Columbus Blue Jackets... Posted his best season as a pro with career-highs in goals (26) and points (49) in 65 games with the Grand Rapids Griffins (AHL)... Finished second overall on the team in scoring... Led the Griffins in goals (26), power-play goals (10) and shorthanded goals (five), which were also tied for the most in the AHL... Had a team and league-best 256 shots on goal to finish eighth among league leaders in that category... Paced Grand Rapids in postseason scoring at a point-per-game rate with seven points (4+3) in seven games... **2005-06:** Chipped in five points (4+1) in 16 playoff appearances for Grand Rapids (AHL)... Reached the 20-goal plateau for the first time in his pro career... Finished the campaign with 48 points, including career-highs in both assists (28) and penalty minutes (61) in 74 games with Grand Rapids... Named the youngest captain in Grand Rapids team history at the age of 24... **2004-05:** Was the Griffins' fifth-best player after producing 41 points (18+23) in all but one game... Tied the Grand Rapids Griffins' franchise record for shorthanded goals in a season with four... First player in Grand Rapids history to net two shorthanded goals in a home game vs. Hamilton on 3/12... **2003-04:** Played his first full AHL season with Grand



[37] Matt **ELLIS** *Left Wing*

Rapids, notching 15 points (5+10) in 64 games... Registered his first AHL point with an assist on the game-winning goal against the Utah Grizzlies on 10/24... **2002-03:** Made his professional debut with the ECHL's Toledo Storm... Skated in a team-high 71 games and ranked first in goals (27), second in points (59) and third in assists (32)... Collected a team-high eight points (3+5) in seven games during the 2003 ECHL Playoffs... **2001-02:** Had a breakout final junior season with the Toronto St. Michael's Majors (OHL)... Captured junior career-highs in goals (38), assists (51), points (89) and plus/minus (plus-47)... Led the Majors with six shorthanded goals and 15 power-play goals... Finished second on the team in scoring, averaging 1.35 points per game... Ranked second in the OHL in plus/minus, tied for 13th in goals, tied for eighth in power-play goals, 14th in assists and tied for 11th in points... **2000-01:** Concluded the 2001 Playoffs with 12 points (4+8) in 18 games, second most among Majors skaters... Among Toronto's top five performers during the regular season with 45 points (21+24)... Skated in all 68 games, scoring six power-play tallies and closing the campaign with a plus-10 on-ice rating... Was first on the team and tied for fifth in the league with three shorthanded assists... **1999-00:** Had a productive sophomore year with Toronto, accounting for 35 points (15+20) in 59 appearances... **1998-99:** Registered 18 points (10+8) in 47 games with Toronto in his rookie season

CAREER STATISTICS

Regular Season


Playoffs

YEAR	TEAM	LEAGUE	GP	G	A	PTS	PIM	GP	G	A	PTS	PIM
1998-99	Toronto	OHL	47	10	8	18	6	--	--	--	--	--
1999-00	Toronto	OHL	59	15	20	35	20	--	--	--	--	--
2000-01	Toronto	OHL	68	21	24	45	19	18	4	8	12	6
2001-02	Toronto	OHL	66	38	51	89	20	15	8	6	14	6
2002-03	Toledo	ECHL	71	27	32	59	34	7	3	5	8	0
2003-04	Grand Rapids	AHL	64	5	10	15	23	4	0	0	0	2
2004-05	Grand Rapids	AHL	79	18	23	41	59	--	--	--	--	--
2005-06	Grand Rapids	AHL	74	20	28	48	61	16	4	1	5	20
2006-07	Detroit	NHL	16	0	0	0	6	--	--	--	--	--
	Grand Rapids	AHL	65	26	23	49	44	7	4	3	7	4
2007-08	Detroit	NHL	35	2	4	6	12	--	--	--	--	--
	Los Angeles	NHL	19	1	1	2	14	--	--	--	--	--
2008-09	Buffalo	NHL	45	7	5	12	12	--	--	--	--	--
	Portland	AHL	12	2	2	4	4	--	--	--	--	--
2009-10	Buffalo	NHL	72	3	10	13	12	3	1	0	1	0
2010-11	Buffalo	NHL	14	0	0	0	0	1	0	0	0	0
	Portland	AHL	52	10	21	31	12	11	1	5	6	4
2011-12	Buffalo	NHL	60	3	5	8	25	--	--	--	--	--
2012-13	Buffalo	NHL	6	0	0	0	0	--	--	--	--	--
	Rochester	AHL	32	7	5	12	6	3	0	0	0	2
Amerks Totals			32	7	5	12	6	3	0	0	0	2
NHL Totals			267	16	25	41	81	4	1	0	1	0
AHL Totals			378	88	112	200	209	41	9	9	18	32
ECHL Totals			71	27	32	59	34	7	3	5	8	0
Junior Totals			240	84	103	187	65	33	12	14	26	12
Pro Totals			716	131	169	300	324	52	13	14	27	32





[34] Jerome GAUTHIER-LEDUC *Defense*



Born: July 30, 1992 in Quebec City, Quebec

Height: 6'1" **Weight:** 190

Shoots: Right

How Acquired: Buffalo Sabres' third-round selection (68th overall) in the 2010 NHL Entry Draft.

| LAST SEASON |

2012-13: Closed out his first pro season in Rochester by collecting seven points on three goals and four assists in 48 games with the Amerks... Appeared in all three postseason contests... Made his professional playoff debut in Game 1 of the Western Conference Quarterfinals at Toronto on 4/27... Notched the game-winning goal at Hamilton on 3/30... Notched an assist and was +2 at Syracuse on 2/02... Had a three-game point streak (1+2) from 12/21 to 12/26... Scored the lone goal in a 5-1 loss at Binghamton on 12/22... Finished +2 against Abbotsford on 12/11... Scored his first professional goal in his pro/Amerk debut at Hamilton on 11/14... Missed the first two games of the season (10/12-10/13) with an injury

| CAREER |

2011-12: Completed his junior career with Rimouski (QMJHL), setting career-highs in all offensive categories in goals (28), assists (46), points (74) and penalty minutes (41) while appearing in 62 games... His 46 assists ranked 18th among league leaders... Finished the campaign first among QMJHL defensemen in scoring, including leading all blueliners in goals and power-play goals (12)... Ranked second in the league with 262 shots on goal while averaging 1.19 points per game... Registered 37 power-play points, ranking tied for 13th in goals (12) and sixth in assists (25), respectively... Posted a season-long 12-game point streak from 9/23 to 10/22, recording 26 points (11+15) over that span... Marked the longest point streak of the season by a defenseman and fifth-longest overall... Tied for the QMJHL's longest goal-scoring streak, scoring eight goals between 10/02 and 10/21... Had a seven-game assist streak from 9/23 to 10/09, notching 10 helpers... Helped Rimouski to the President's Cup Finals, marking Oceanic's first QMJHL Finals appearance since their last championship season of 2004-05... Finished the 2012 playoffs first among league rearguards with nine goals and 19 points in 21 games... Had a productive postseason run with Rimouski, finishing atop the league's point-getters in shots (84) and power-play goals (5), in addition to placing tied for 12th overall among top goal scorers... **2010-11:** Recorded 56 points (18+38) in 61 games for Rimouski of the QMJHL to rank first on his team and second in the league in scoring among defensemen... Finished third on his team in scoring overall... Increased his point total for the third consecutive season... Contributed seven power-play tallies and scored one shorthanded goal... Added three points in five playoff games... **2009-10:** Appeared in a career-high 68 games for Rouyn-Noranda (QMJHL), collecting 46 points (20+26)... Led all Huskies defensemen in scoring while finishing fourth on the team overall... Posted six points (2+4) in 11 playoff contests... **2008-09:** In his first season in the QMJHL, registered 17 points (1+16) in 52 games with Rouyn-Noranda... **INTERNATIONAL COMPETITION:** Took part in Hockey Canada's 2011 National Junior Team Summer Development Camp.

| CAREER STATISTICS |


Regular Season

Playoffs

YEAR	TEAM	LEAGUE	GP	G	A	PTS	PIM	GP	G	A	PTS	PIM
2008-09	Rouyn-Noranda	QMJHL	52	1	16	17	8	6	0	2	2	5
2009-10	Rouyn-Noranda	QMJHL	68	20	26	46	16	11	2	4	6	2
2010-11	Rimouski	QMJHL	61	18	38	56	26	5	1	2	3	6
2011-12	Rimouski	QMJHL	62	28	46	74	41	21	9	10	19	12
2012-13	Rochester	AHL	48	3	4	7	8	3	0	0	0	0
Amerks/AHL Totals			48	3	4	7	8	3	0	0	0	0
Junior Totals			243	67	126	193	91	43	12	18	30	25
Pro Totals			48	3	4	7	8	3	0	0	0	0



[18] Colton GILLIES *Left Wing*



Born: February 12, 1989 in White Rock, British Columbia
Height: 6'4" **Weight:** 208 **Shoots:** Left
How Acquired: Signed an American Hockey League contact with the Rochester Americans on September 25, 2013.
Drafted: Minnesota Wild's first-round selection (16th overall) in the 2007 NHL Entry Draft.

LAST SEASON

2012-13: Scored one goal and added one assist with 17 PIM in 27 NHL games with the Columbus Blue Jackets... Collected both points and was +2 vs. Calgary on 3/22... Also logged a season-high 12:00 of ice time over 14 shifts in the same game

CAREER

2011-12: Split the season between Minnesota and Columbus, totaling eight points (2+6) and 35 PIM in 75 combined NHL appearances... Claimed off waivers by the Blue Jackets on 1/14 and finished the campaign in Columbus with six points (2+4) and 25 PIM in 38 games... Began the season with the Wild, where he notched two assists and 10 PIM through 37 appearances... Skated a season-high 16:40 at Colorado on 3/01... Scored first goal of the season at Los Angeles on 2/01... **2010-11:** Netted one goal in seven NHL games for the Minnesota Wild... Spent majority of the season with the AHL's Houston Aeros, collecting 26 points on 11 goals and 15 assists in 64 games... Added 12 points (7+5) and 32 PIM in 24 postseason appearances for Houston... Helped the Aeros to a Western Conference championship and their first-ever trip to the Calder Cup Finals... **2009-10:** Registered 20 points (7+13) and racked up 73 PIM in 72 games with Houston... **2008-09:** Skated the entire season in Minnesota, scoring two goals and adding five assists for seven points in 45 NHL outings... Scored his first NHL goal which proved to be the game-winner against the New York Islanders on 12/19... Notched assists in back-to-back games against Montreal on 10/30 and at Phoenix on 11/01... Logged a season-high 11:40 of ice time over 18 shifts vs. Buffalo on 10/23... Recorded his first NHL point with an assist in his NHL debut vs. Boston on 10/11... **2007-08:** Completed his junior career by posting career-highs in all offensive categories, including goals (24), assists (23) and points (47) in 58 Western Hockey League games for the Saskatoon Blades... Led the Blades in goals while placing second in points and fourth in assists... Served as team captain... Joined the AHL's Houston Aeros for 11 games, scoring one goal and picking up seven assists for eight points... Appeared in five Calder Cup Playoff games with the Aeros... Made his professional/AHL playoff debut in Game 1 of Houston's first-round series at Rockford on 4/18... Ended the regular season with six points (1+5) over Houston's final five games... Scored his first pro goal as part of a two-point game (1+1) vs. Milwaukee on 4/12... Collected his first multi-point game with a pair of assists at Peoria on 4/06... Talled his first pro point with an assist at Chicago on 3/29... Made his professional/AHL debut vs. Peoria on 3/28... **2006-07:** Recorded 30 points (13+17) and a team-high 148 PIM in 65 games with Saskatoon... **2005-06:** Appeared in 63 games with the Blades, tallying 12 points on six goals and six assists... Played in eight playoff contests with Saskatoon... 2004-05: Picked up two points (1+1) in nine games for Saskatoon before scoring one goal in three BCHL contests with the Surrey Eagles... **INTERNATIONAL COMPETITION:** Represented his country at the 2008 World Junior Championship in the Czech Republic, where he helped Canada to its fourth consecutive gold medal at the tournament

CAREER STATISTICS


Regular Season

Playoffs

YEAR	TEAM	LEAGUE	GP	G	A	PTS	PIM	GP	G	A	PTS	PIM
2004-05	Saskatoon	WHL	9	1	1	2	10	2	0	0	0	0
	Surrey	BCHL	3	1	0	1	0	--	--	--	--	--
2005-06	Saskatoon	WHL	63	6	6	12	57	8	0	0	0	4
2006-07	Saskatoon	WHL	65	13	17	30	148	--	--	--	--	--
2007-08	Saskatoon	WHL	58	24	23	47	97	--	--	--	--	--
	Houston	AHL	11	1	7	8	4	5	0	0	0	2
2008-09	Minnesota	NHL	45	2	5	7	18	--	--	--	--	--
2009-10	Houston	AHL	72	7	13	20	73	--	--	--	--	--
2010-11	Minnesota	NHL	7	1	0	1	2	--	--	--	--	--
	Houston	AHL	64	11	15	26	82	24	7	5	12	32
2011-12	Minnesota	NHL	37	0	2	2	10	--	--	--	--	--
	Columbus	NHL	38	2	4	6	25	--	--	--	--	--
2012-13	Columbus	NHL	27	1	1	2	17	--	--	--	--	--
	NHL Totals		154	6	12	18	72	--	--	--	--	--
	AHL Totals		147	19	35	54	159	29	7	5	12	34
	Junior Totals		198	45	47	92	312	10	0	0	0	4
	Pro Totals		301	25	47	72	231	29	7	5	12	34



[28] Zemgus GIRGENSONS *Center*



Born: January 5, 1994 in Riga, Latvia

Height: 6'1" **Weight:** 188

Shoots: Left

How Acquired: Buffalo Sabres' first-round selection (14th overall) in the 2012 NHL Entry Draft. Signed a three-year, entry-level contract with Buffalo on July 13, 2012.

LAST SEASON

2012-13: Recorded 17 points (6+11) and 28 PIM in 61 games during his rookie campaign with the Amerks... Ranked fourth among team freshmen in scoring... Scored a team-high three goals and was a point-per-game player in the 2013 postseason... Netted a pair of goals in his professional playoff debut in Game 1 of the Western Conference Quarterfinals at Toronto on 4/27... Named Most Improved Player as voted by his Amerk teammates... Scored a short-handed goal and added an assist at Albany on 4/07... Returned to the lineup against Hershey on 2/17... Missed 10 games (1/16-2/15) with an injury... Registered his first career multi-point game with a pair of assists against Hamilton on 1/11... Returned to the lineup against Abbotsford on 12/11... Missed five games (11/28-12/08) with an injury... Took a game-high eight shots at Binghamton on 11/17... Scored his first professional goal against Hamilton on 11/02... Earned 11:24 of ice time against Hamilton on 10/23... Recorded his first professional point with an assist against Binghamton on 10/16... Made his professional/Amerk debut against Syracuse on 10/12, earning 9:26 of ice time

CAREER

2011-12: Completed his second season with the Dubuque Fighting Saints (USHL), serving as team captain... Captured career-highs in every offensive category while appearing in just 49 games... Led the Fighting Saints in goals (24), power-play goals (5), game-winning goals (6), points (55), plus/minus (+17) and shots on goal (166)... Recorded a team-best 14 power-play points (5+9)... Ranked second on the team with 31 assists... Finished the campaign tied for 13th in points, tied for 16th in goals and tied for 18th in assists... Placed fourth among USHL leaders with six game-winning tallies and ranked 15th in shots... Registered four points (2+2) in two postseason appearances with Dubuque... Ended the regular season on a four-game point streak, contributing a goal in each of his last four games... Also netted eight goals over his last seven games, beginning with his first career hat trick in a 4-1 win at Tri-City on 3/24... Posted a career-best six-game point streak (2+6) from 2/04 to 2/18... Notched a team-high 17 multi-point games in 2011-12, including a season-high four-point game (0+4) vs. Indiana on 1/21... Enjoyed a four-game point streak (4+3) from 12/10 to 1/06 in a stretch that also featured a goal in three straight games... Scored goals in five straight games from 10/22 to 11/05, recording 10 points (6+4) in that span... Began the season collecting five points (2+3) in his first two games, including three (2+1) in a 5-2 win vs. Tri-City on 10/07... **2010-11:** Had a productive rookie season with Dubuque, finishing third on the team in scoring with 49 points (21+28) and 46 PIM in 51 contests... Ranked 19th among the USHL's top point-getters and finished 20th overall among the league's elite goal-scorers... Was one of just two Fighting Saints skaters to net 20 or more goals in the regular season... Totaled 24 points (9+15) on the power-play, good enough for the second-best mark on the team in that category... Placed second among Dubuque forwards with six game-winning tallies... Member of the 2011 USHL championship team... Added eight points (3+5) in 11 playoff appearances, helping the Fighting Saints to their first Clark Cup championship since the 1984-85 season... Represented Dubuque at the 2011 USHL All-Star Game, earning a spot with the Western Conference squad... Notched 17 multi-point outings, including six consecutive performances from 1/21 to 3/04 that produced 14 points (5+9)... Had a season-long six-game point streak (5+3) from 11/05 to 11/20... He also scored a goal in four straight games during that stretch from 11/05 to 11/13... Recorded two points (1+1) and scored his first career goal in his Fighting Saints debut at Omaha on 10/01... **2009-10:** Ranked sixth on the team in scoring after collecting 28 points (11+17) in 23 games with the Green Mountain Glades (EJHL)... **INTERNATIONAL COMPETITION:** Played for the Latvian national team at the 2013 IIHF World Championship, where he scored one goal in five games... Represented Latvia at the 2012 World Junior Championship and the 2010 IIHF World U-18 Championship



[28] Zemgus **GIRGENSONS** *Center*

PERSONAL

At just 18 years of age, Girgensons became the highest Latvian drafted in NHL history (16 spots higher than Sandis Ozolinsh in 1991) when the Buffalo Sabres selected him in the first round (14th overall) of the 2012 NHL Draft.

CAREER STATISTICS

Regular Season


Playoffs

YEAR	TEAM	LEAGUE	GP	G	A	PTS	PIM	GP	G	A	PTS	PIM
2009-10	Green Mountain	EJHL	23	11	17	28	13	--	--	--	--	--
2010-11	Dubuque	USHL	51	21	28	49	46	11	3	5	8	8
2011-12	Dubuque	USHL	49	24	31	55	69	2	2	2	4	0
2012-13	Rochester	AHL	61	6	11	17	28	3	3	0	3	0
Amerks/AHL Totals			61	6	11	17	28	3	3	0	3	0
Junior Totals			123	56	76	132	128	13	5	7	12	8
Pro Totals			61	6	11	17	28	3	3	0	3	0





[30] Matt HACKETT *Goalie*



Born: March 7, 1990 in London, Ontario

Height: 6'2" **Weight:** 175

Catches: Left

How Acquired: Acquired by the Buffalo Sabres along with forward Johan Larsson, a first-round selection in the 2013 NHL Entry Draft and a second-round selection in the 2014 NHL Entry Draft from the Minnesota Wild in exchange for forward Jason Pominville and a fourth-round selection in the 2014 NHL Entry Draft on April 3, 2013. Re-signed a one-year NHL contract with Buffalo on July 23, 2013.

Drafted: Minnesota Wild's third-round selection (77th overall) in the 2009 NHL Entry Draft.

| LAST SEASON |

2012-13: Compiled a 3-0-0 record with a 1.62 goals-against average and a .955 save percentage in three games with the Amerks... Made 105 saves on 110 shots... Went 0-1 in one playoff appearance with the Amerks, recording a 2.08 goals-against average and a .900 save percentage... Captured career-highs in games played (46), minutes (2,759) and saves (1,213)... Totaled 22 wins in 46 combined games with Houston and Rochester, ranking him tied for 13th among AHL netminders... Finished third among goaltenders with a 6-3 shootout record, stopping 29 of 41 shooters for a .707 save percentage... Ranked 10th and 11th in the league in minutes and saves, respectively... Stopped 18 shots in his Amerks playoff debut in Game 2 of Western Conference Quarterfinals at Toronto on 4/28... Made his Amerks debut in a 3-2 shootout win at Albany on 4/07, recording 30 saves in regulation and nine in overtime before stopping all three Devils shooters in the shootout... Also recorded his first point as an Amerk with an assist in his first win with Rochester and was named the game's first star... Loaned to Rochester from the Buffalo Sabres (NHL) on 4/03... Posted a 19-20-3 record with a 2.66 goals-against average and a .907 save percentage in 43 games with the Houston Aeros (AHL) prior to being acquired by Buffalo... Led Aeros goaltenders in minutes played (2,574) and saves (1,108)... Appeared in one game with the Minnesota Wild, making 28 saves in a 5-3 loss at Dallas on 3/29... Recalled to Minnesota on 3/08... Tied a season-high with 36 saves in a 2-1 win at home over Oklahoma City on 2/24... Won three straight between 2/08 and 2/15... Stopped a season-high 36 of 37 and three of four in a shootout for a 2-1 victory at Texas on 2/12... Made 28 saves in a 5-2 win at Milwaukee on 2/08 for his first win since 1/01 and his first road win since 12/07... Had his six-game winning streak stopped on 12/09, posting 20 saves in a 3-2 loss at home to Peoria... Notched a season-long six-game win streak 11/18 to 12/07... Stopped 24 of 27 in a 4-3 win at home over Oklahoma City on 11/30, his fifth straight win overall and fourth in a row at home... Appeared in his 100th AHL game at Rockford on 11/16... Picked up his first win of the season by stopping 26 of 27 in a 5-1 win at home over Texas on 10/19... In his season debut, stopped 35 of 37, suffering a 3-1 loss at home to Charlotte on 10/13

| CAREER |

2011-12: Went 3-6-0 with 2.37 goals-against average and a .922 save percentage in 12 NHL games for Minnesota... Set an NHL record for the longest shutout streak to start a career at 102:48... Named the NHL's Second Star of the Week on Dec. 12 as he stopped 76 of 78 shots in his first two career NHL games for a 1.01 goals-against average, a .974 save percentage and two wins... Made first NHL start at Los Angeles on 12/08... Stopped 42 of 44 shots for a .955 save percentage, leading Minnesota to a 4-2 win while again earning first star accolades... Perfect with 34 saves in 58:49 of relief at San Jose in winning NHL debut on 12/06, earning first star honors and helping the Wild to a 2-1 win... Posted a 20-17-6 record with 2.38 goals-against average and a .917 save percentage in 44 games for AHL Houston... Finished tied for 16th and 20th among AHL netminders in goals-against average and save percentage, respectively... **2010-11:** Played in 45 games with the Houston, collecting a 23-16-4 record... Owned two shutouts along with a .916 save percentage and a 2.37 goals-against average... Finished the season tied for 12th among league netminders in goals-against average and 15th in save percentage... Ranked 10th in the AHL in wins, 11th in minutes (2,552) and 16th in saves (1,106)... Set an Aeros playoff record by starting all 24 postseason games, helping Houston to a Western Conference championship and a trip to the Calder Cup Finals... Houston would fall to the eventual champion Binghamton Senators 4-2 in six games... Posted a record of 14-10 with a 2.50 goals-against average, a .903 save percentage and one shutout... Led all backstops in minutes (1,465) and wins (14) while ranking second with 566 saves in postseason play... Completed the playoffs ranked ninth in goals-against average and 13th in save percentage... **2009-10:** Posted a 33-18-3 record and four shutouts in 56 games for the Plymouth Whalers (OHL)... Ranked second in the OHL in save percentage (.925), third in wins (33), fourth in shutouts and fifth in goals-against average... Also ranked fifth with 3,165 minutes... Represented Plymouth at the 2010 OHL All-Star Classic, making 12 saves in the All-Star Game... Posted back-to-back shutouts vs. Sault Ste. Marie on 3/05 and Saginaw on 3/06... Had a season-long seven-game winning streak from 1/16 to 2/06... Second shutout of the season came on 1/16 vs. Niagara... Made a season-high 49 saves in a 4-3 win vs. Windsor on 1/02... Named



[30] Matt HACKETT *Goalie*

CHL Goalie of the Week for week ending 10/25 and OHL Goalie of the Month for March... Went 3-4 with a 3.36 goals-against average and a .919 save percentage in eight playoff games... Registered first shutout of the season at Kitchener on 10/23... **2008-09:** Compiled a 34-15-3 record with a 3.04 goals-against average and a .913 save percentage in net for Plymouth... Finished 11th and eighth among OHL goaltenders in goals-against average and save percentage, respectively... Tied for fourth in wins (34) and finished fifth in saves (1,618)... Was named the Whalers' Playoff MVP after he went 6-5 with a 3.01 goals-against average, a .930 save percentage and one shutout in 11 postseason bouts... Made 55 stops in Game 5 of Plymouth's second-round series vs. Windsor on 4/09... Had a five-game winning streak during the postseason from 3/22 to 4/02... Posted second shutout of the season with 37 saves vs. Owen Sound on 1/17... Earned his first-career shutout with a 24-save whitewash at Kingston on 1/09... **2007-08:** Began the season in Windsor before being traded to Plymouth, where he played in 18 games while serving as back-up... Owned a 6-9-1 record with Plymouth to match his 3.44 goals-against average and .901 save percentage... Finished with 10 saves over 16 minutes of relief effort... Went 1-1-0 with a 4.61 goals-against average and a .855 save percentage in four games with the Spitfires prior to being dealt to Plymouth... Made his OHL playoff debut for Plymouth vs. Kitchener on 3/22... Recorded his first-career win with a 27-save effort against Owen Sound on 10/21... **2006-07:** Played seven games for Windsor with a 5.04 goals-against average and a .859 save percentage in his inaugural OHL campaign... Made 23 saves in his OHL debut vs. his hometown London Knights on 1/14

PERSONAL

The nephew of former NHL goaltender Jeff Hackett, a former Jack A. Butterfield Trophy winner who helped the Springfield Indians to their sixth Calder Cup in 1989-90... Jeff played 15 seasons in the NHL, compiling a record 166-244-56 in 500 career games with the New York Islanders, San Jose Sharks, Chicago Blackhawks, Montreal Canadiens, Boston Bruins and Philadelphia Flyers

CAREER STATISTICS

YEAR	TEAM	LEAGUE	Regular Season								Playoffs							
			GP	MIN	GA	SO	W-L-T	SVS	SV%	AVE	GP	MIN	GA	SO	W-L	SVS	SV%	AVE
2006-07	Windsor	OHL	7	429	36	0	0-5-2	219	.859	5.04	--	--	--	--	--	--	--	--
2007-08	Windsor	OHL	4	130	10	0	1-1-0	59	.855	4.61	--	--	--	--	--	--	--	--
	Plymouth	OHL	18	978	56	0	6-9-1	512	.901	3.44	1	16	0	0	0-0	10	1.00	0.00
2008-09	Plymouth	OHL	55	3,036	154	2	34-15-3	1,618	.913	3.04	11	638	32	1	6-5	422	.930	3.01
2009-10	Plymouth	OHL	56	3,165	138	4	33-18-3	1,710	.925	2.62	8	429	24	0	3-4	274	.919	3.36
2010-11	Houston	AHL	45	2,552	101	2	23-16-4	1,106	.916	2.37	24	1,465	61	1	14-10	566	.903	2.50
2011-12	Minnesota	NHL	12	556	22	0	3-6-0	260	.921	2.38	--	--	--	--	--	--	--	--
	Houston	AHL	44	2,546	101	1	20-17-6	1,116	.917	2.38	2	61	6	0	0-2	52	.897	5.93
2012-13	Minnesota	NHL	1	59	5	0	0-1-0	28	.848	5.08	--	--	--	--	--	--	--	--
	Houston	AHL	43	2,574	114	0	19-20-3	1,108	.907	2.66	--	--	--	--	--	--	--	--
	Rochester	AHL	3	185	5	0	3-0-0	105	.955	1.62	1	58	2	0	0-1	18	.900	2.08
	Amerks Totals		3	185	5	0	3-0-0	105	.955	1.62	1	58	2	0	0-1	18	.900	2.08
	NHL Totals		13	615	27	0	3-7-0	288	.914	2.63	--	--	--	--	--	--	--	--
	AHL Totals		135	7,857	321	3	65-53-13	3,435	.915	2.45	27	1,584	69	1	14-13	636	.902	2.61
	Junior Totals		140	7,738	394	6	74-48-9	4,118	.913	3.06	20	1,083	56	1	9-9	696	.926	3.10
	Pro Totals		148	8,472	348	3	68-60-13	3,723	.915	2.46	27	1,584	69	1	14-13	636	.902	2.61



[17] Colin JACOBS *Center*



Born: January 20, 1993 in Coppell, Texas
Height: 6'1" **Weight:** 211 **Shoots:** Right
How Acquired: Buffalo Sabres' fourth-round selection (107th overall) in the 2011 NHL Entry Draft. Signed a three-year, entry-level contract with Buffalo on May 30, 2013.

LAST SEASON

2012-13: Joined the Amerks for 11 games at the end of the campaign, scoring one goal and adding two assists... Notched his first multi-point game with a pair of assists and scored the shootout game-winner at Adirondack on 4/06... Also finished the game with a team-high +2 on-ice rating... Scored his first pro goal in a 3-2 shootout win at Houston on 3/23... Made his professional/Amerk debut at Texas on 3/22... Signed an ATO with the Amerks on 3/19... Completed his junior career with the Prince George Cougars of the Western Hockey League, capturing career-highs in all offensive categories in goals (25), assists (28) and points (53) in 66 games... Finished first among Cougars skaters in goals and points and ranked second in assists... Scored a team-high 13 power-play goals, good enough for 15th in the WHL... Led Prince George with 13 multi-point games and was named the team's Hubbell Designer Goldsmith's Player of the Year... Skated in his 250th game at Kelowna on 3/14... Notched a four-game point streak (2+4) from 3/09 to 3/14... Had a three-game point streak (4+2) from 2/13 to 2/16... Registered his second hat trick of the season at Medicine Hat on 2/15... Collected three consecutive multi-point games from 12/15 to 12/30, recording eight points (3+5) over that span... Posted a season-long eight-game point streak (7+7) from 9/22 to 10/12 to start the 2012-13 campaign... Recorded a career-high five points (3+2), including his first career hat trick, in his Prince George debut at Everett on 9/22

CAREER

2011-12: Appeared in 44 games with the Seattle Thunderbirds (WHL), scoring nine goals and adding 10 assist for 19 points... Tied for second on the team with four power-play goals... Had a three-game point streak from (2+1) from 2/08 to 2/11... Made season debut vs. Prince George on 12/09 after missing the first 26 games of the season with a shoulder injury... **2010-11:** Notched 44 points on 22 goals and 22 assists in 68 games with Seattle... Ranked tied for third on the team in goals and fifth in points... One of just five skaters to crack the 20-goal mark... Tied for fourth among Thunderbird players with six power-play tallies... Skated for Team Orr at the 2011 CHL Home Hardware Top Prospects Game, picking up one assist in his team's 7-1 win over Team Cherry... Scored three goals and added an assist at Prince George on 12/03... Posted a three-game point streak (3+3) from 11/09 to 11/12... **2009-10:** Piled up 26 points (13+13) and a career-high 119 PIM while skating in a team-high 72 games as a rookie for the Thunderbirds... Led all Seattle rookies and finished tied for sixth on the team in scoring... Tied for fourth in goals... at Prince George on 2/24... Notched his first multi-goal game (2+0) Scored his first-career goal as part of a three-point game (1+2) in his season debut against Everett on 9/18... **2008-09:** Appeared in two games for Seattle, making his WHL debut at Portland on 12/06... Tallied three points (2+1) in four postseason contests... Scored first playoff goal in Game 2 vs. Spokane on 3/24... Made his WHL playoff debut in Game 1 at Spokane on 3/21, earning an assist

CAREER STATISTICS


Regular Season

Playoffs

YEAR	TEAM	LEAGUE	GP	G	A	PTS	PIM	GP	G	A	PTS	PIM
2008-09	Seattle	WHL	2	0	0	0	0	4	2	1	3	0
2009-10	Seattle	WHL	72	13	13	26	119	--	--	--	--	--
2010-11	Seattle	WHL	68	22	22	44	69	--	--	--	--	--
2011-12	Seattle	WHL	44	9	10	19	46	--	--	--	--	--
2012-13	Prince George	WHL	66	25	28	53	98	--	--	--	--	--
	Rochester	AHL	11	1	2	3	0	--	--	--	--	--
	Amerks/AHL Totals		11	1	2	3	0	--	--	--	--	--
	Junior Totals		252	69	73	142	332	4	2	1	3	0
	Pro Totals		11	1	2	3	0	--	--	--	--	--



[41] Connor **KNAPP** *Goalie*



Born: May 1, 1990 in York, New York
Height: 6'6" **Weight:** 219 **Catches:** Left
How Acquired: Buffalo Sabres' sixth-round selection (164th overall) in the 2009 NHL Entry Draft. Signed a two-year, entry-level NHL contract with Buffalo on April 3, 2012.

| LAST SEASON |

2012-13: Split his first pro season between Rochester and the Greenville Road Warriors of the ECHL... Compiled a 1-6-0 record to go along with a 3.34 goals-against average and a .893 save in percentage in seven games with the Amerks... Stopped 191 of 214 shots... Earned first playoff win following a 37-save effort in Game 3 of the Eastern Conference Quarterfinals vs. Reading on 4/10... Named third star of the game... Made his pro playoff debut in Game 1 of the ECQF at Reading on 4/05... Assigned to Greenville on 4/04... Reassigned to Rochester on 4/01... Posted a 5-7-0 record with a 3.05 goals-against average and a .909 save percentage in 12 games with the Road Warriors... Totaled 368 saves on 405 shots... Went 1-3 with a 2.71 goals-against average and a .922 save percentage in four ECHL playoff appearances for Greenville... Made 119 saves on 129 shots during the Kelly Cup Playoffs... Had a three-game winning streak from 3/15-3/21... Turned aside 34 of 35 shots in a winning effort in his Greenville debut against Wheeling on 2/14... Reassigned to Greenville by the Buffalo Sabres (NHL) on 2/08... Registered his first professional point with an assist at Grand Rapids on 12/19... Made consecutive starts for the first time in his career against Adirondack on 12/07 and at Toronto on 12/08... Recorded his first professional win, stopping 41 of 42 shots against Adirondack on 12/07 to earn second star honors... Made his home debut vs. Abbotsford on 11/16, turning aside 18 saves on 21 shots... Made 30 saves in his professional/Amerk debut at Hamilton on 11/03

| CAREER |

2011-12: Completed his senior season at Miami University of Ohio (CCHA), capturing career-bests in all goaltending categories, including games played (24), wins (15), shutouts (5), saves (533), save percentage (.933) and goals-against average (1.69)... Won CCHA Best Goaltender Award and was an honorable mention All-CCHA selection... Was a four-time honoree as CCHA Goaltender of the Week, the most of any goalie... Twice named the INCH's National Player of the Week (Jan. 10 and Feb. 21) and once was honored as the CCHA Goaltender of the Month (February)... His 1.69 goals-against ranked third in the country, while his .933 save percentage ranked fourth nationally, both of which stand as single-season school records (the .933 save percentage ties the single-season record)... In CCHA play, he finished first with a 1.41 GAA (fifth in CCHA history) and a .945 saves percentage... Had five shutouts on the year, boosting his career total to a school-record 13... Finished with 14 wins in his last 19 starts, allowing a goal or less in 13 of his last 17 appearances... Had a career-high 15 wins while making 22 starts and playing in 24 games... Made a season-high 37 saves at Colgate on 10/05 and had five weekends where he started both games and allowed just one goal all weekend... Finished his four-year career at Miami University with a 46-22-11 record, 13 shutouts and 1,741 saves in 84 career games with the Red Hawks... Ranks fourth in school history with 46 career wins and finished his career ranked first and second all-time at Miami with 1.94 goals-against average and a .918 save percentage, respectively... **2010-11:** Played in 17 games his junior campaign, starting 16 for the Red Hawks... Posted an 8-5-4 record with 330 saves... Won eight games, including shutouts against Bowling Green on 11/20 and Michigan State on 1/22... Finished sixth in the country with a 2.03 goals-against average while posting a .909 save percentage... Had a season-high 29 saves against Ohio State on 1/08... **2009-10:** Named the Midwest Regional's Most Outstanding Player after his career-high 55-save performance in the final vs. Michigan... Stopped all 20 shots he faced in the first overtime against the Wolverines... Appeared in 20 games in goal, starting 19... Was second in the CCHA in goals-against average on the year (1.97) and in league play only (1.60) and second in save percentage (.937) in CCHA play, all behind teammate Cody Reichard... Also tied for second in CCHA winning percentage (.682)... Ranked third in goals-against average (1.97), eighth in save percentage (.921) and 12th in winning percentage (.667) nationally... Posted four shutouts on the year... Had a scoreless streak against the Ohio State Buckeyes of 144:14... Finished the year with a record of 10-4-4, playing a total of 1126:44 in net... Credited with two assists vs. Lake Superior State on 2/06 when he also made 38 saves... **2008-09:** Played in 23 games as a freshman with the Red Hawks, starting 21... Posted a 13-5-3 record in net with a 2.09 goals-against average and a .904 save percentage... His goals-against average was fourth-best in school history and second-best by a freshman netminder... Allowed 47 goals, including 12 when the opponent was on the power-play, while making 445 saves... Registered 33 saves at Nebraska-Omaha on 1/23... Recorded at least 20 saves on 11 occasions... Posted two shutouts (vs. Alaska and



[41] Connor **KNAPP** *Goalie*

at Lake Superior State)... Appeared in three shootouts, winning one... Was credited with 1349:53 of playing time... **2007-08:** Played juniors with Boston Junior Bruins of the EJHL... Posted a 14-7-2 record with three shutouts and a 2.02 goals-against average to earn league All-Star honors... **2006-07:** Helped the Bruins to a 40-3-1 mark and a league championship with an impressive 22-1-0 record and a 1.66 goals-against average... Earned goalie and defensive player of the of the year honors with three shutouts on the season.

PERSONAL

Attended McQuaid Jesuit High School in Rochester, NY for two years prior to pursuing his junior hockey career... Majored in Management and Organizations while at Miami University.


CAREER STATISTICS

YEAR	TEAM	LEAGUE	Regular Season									Playoffs								
			GP	MIN	GA	SO	W-L-T	SVS	SV%	AVE	GP	MIN	GA	SO	W-L	SVS	SV%	AVE		
2006-07	Boston	EmJHL	23	1,340	37	3	22-1-0	N/A	N/A	1.66	5	290	6	2	5-0	N/A	N/A	1.24		
2007-08	Boston Jr.	EJHL	25	1,309	44	3	14-7-2	540	.925	2.02	3	180	9	0	2-1	66	.880	3.00		
2008-09	Miami U. (Ohio)	CCHA	23	1,350	47	2	13-5-3	445	.904	2.09	--	--	--	--	--	--	--	--		
2009-10	Miami U. (Ohio)	CCHA	20	1,127	37	4	10-4-4	433	.921	1.97	--	--	--	--	--	--	--	--		
2010-11	Miami U. (Ohio)	CCHA	17	975	33	2	8-5-4	330	.909	2.03	--	--	--	--	--	--	--	--		
2011-12	Miami U. (Ohio)	CCHA	24	1,349	38	5	15-8-0	533	.933	1.69	--	--	--	--	--	--	--	--		
2012-13	Rochester	AHL	7	413	23	0	1-6-0	191	.893	3.34	--	--	--	--	--	--	--	--		
	Greenville	ECHL	12	728	37	0	5-7-0	368	.909	3.05	4	221	10	0	1-3	119	.922	2.71		
Amerks/AHL Totals			7	413	23	0	1-6-0	191	.893	3.34	--	--	--	--	--	--	--	--		
ECHL Totals			12	728	37	0	5-7-0	368	.909	3.05	4	221	10	0	1-3	119	.922	2.71		
College Totals			84	4,801	155	13	46-22-11	1,741	.918	1.94	--	--	--	--	--	--	--	--		
Junior Totals			48	2,649	81	6	36-8-2	540	.925	1.83	8	470	15	2	7-1	66	.880	1.53		
Pro Totals			19	1,141	60	0	6-13-0	559	.903	3.16	4	221	10	0	1-3	119	.922	2.71		





[26] Johan LARSSON *Right Wing*



Born: July 25, 1992 in Lau, Sweden

Height: 5'10" **Weight:** 200

Catches: Left

How Acquired: Acquired by the Buffalo Sabres along with goaltender Matt Hackett, a first-round selection in the 2013 NHL Entry Draft and a second-round selection in the 2014 NHL Entry Draft from the Minnesota Wild in exchange for forward Jason Pominville and a fourth-round selection in the 2014 NHL Entry Draft on April 3, 2013.

Drafted: Minnesota Wild's second-round selection (56th overall) in 2010 NHL Entry Draft.

| LAST SEASON |

2012-13: Finished his rookie campaign with four points (1+3) and two PIM in seven games with Rochester... Ranked third on the team and tied for 14th in scoring among AHL rookies with 41 points (16+25) in 69 combined games with Houston and Rochester... Paced league rookies with three shootout-winning goals, including two for the Amerks... Third on the team with the six power-play goals while adding a shorthanded tally... Fired 99 shots on goal, the most among Amerks rookies... Collected a team-high three assists and averaged a point-per-game during the 2013 Calder Cup Playoffs... Recorded two assists in his Amerks/AHL playoff debut in Game 1 of the Western Conference Quarterfinals at Toronto on 4/27... Missed the last two games of the season (4/20-4/21) with an injury... Netted his second straight shootout game-winner against Oklahoma City on 4/12... Had a three-game point streak (1+2) from 4/05 to 4/07... Scored the shootout game-winner at Albany on 4/07... Recorded his first assist as an Amerk at Adirondack on 4/06... Scored his first goal as an Amerk in his Rochester debut against Lake Erie on 4/05... Loaned to Rochester by the Buffalo Sabres (NHL) after being acquired from the Minnesota Wild on 4/03... Recalled by Minnesota on 4/02... Amassed 37 points (15+22) and 38 PIM in 62 games with the Houston Aeros (AHL) prior to being acquired by Buffalo... Ranked third among Houston skaters and 13th among AHL rookies in overall scoring with the Aeros... Netted six power-play goals and recorded five multi-point games... Assisted on a pair of goals at Charlotte on 3/10... Posted a career-high four points (2+2), including the first multi-assist game of his career, and finished +2 at Abbotsford on 3/02... Made his NHL debut at Detroit on 2/17, logging two shots over 14:02 of ice time... Earned his first-ever NHL recall from Minnesota on 2/16... Had a three-game point streak (2+1) from 1/06 to 1/12... Netted the game-winner in a 3-2 overtime win against Charlotte on 12/28... Scored a power-play goal and added a short-handed assist in a 4-3 win against Oklahoma City on 11/30... Collected his first multi-goal game against Rockford on 11/18... Recorded his first multi-point game (1+1) at San Antonio on 11/13... Had a season-long five-game point streak (2+3) from 10/20 to 11/02... Scored his pro goal against Milwaukee on 10/27... Registered his first pro point with an assist at Texas 10/20... Made his AHL debut against Charlotte on 10/13...

| CAREER |

2011-12: Ranked third on Brynas (SEL) roster with 36 points (12+24) in 49 games... Named Rookie of the Year in the Swedish Elite League... Added 10 points (2+8) in 16 playoff contests to help Brynas claim the Le Mat Trophy as Swedish champions... **2010-11:** Tallied eight points (4+4) and 18 PIM in 43 games as an 18-year-old rookie with Brynas... Assisted on two goals and recorded for PIM in five postseason contests... Scored his first pro goal against Skelleftea AIK on 1/15... Recorded his first pro point with an assist against Djurgardens IF on 9/23... Made his SEL/professional debut against Modo Hockey on 9/16... **2009-10:** Registered 34 points (15+19) in 40 games with Brynas in the Swedish Junior League... Scored one goal with one assist in five playoff appearances... **2008-09:** Tallied nine points (4+5) and 55 PIM in 33 games with Brynas... Appeared in five postseason matches and picked up two PIM... **INTERNATIONAL COMPETITION:** Represented Sweden at the 2012 World Championship, recording two assists in seven games... Captained Sweden to a gold medal at the 2012 U-20 World Junior Championship in Calgary, posting six assists in six games... Notched five points (2+3) in three games at the 2011 U-19 Three Nations Tournament in Helsinki, Finland... Captained Team Sweden at the 2011 U-19 Five Nations Tournament, scoring a team-high 10 points (4+6) in four games... Registered four points (1+3) in six international contests at the 2011 U-20 World Junior Championship, helping Sweden to a fourth-place finish... Ranked second in scoring at the 2010 U-18 World Junior Championship in Minsk, netting 14 points (6+8) in five games... Received a silver medal and served as team captain for Sweden... Named a tournament First-Team All-Star his outstanding performance



[26] Johan LARSSON *Right Wing*

CAREER STATISTICS | Regular Season


Playoffs

YEAR	TEAM	LEAGUE	GP	G	A	PTS	PIM	GP	G	A	PTS	PIM
2008-09	Brynäs Jr.	SEL, J20	33	4	5	9	55	5	0	0	0	2
2009-10	Brynäs Jr.	SEL, J20	40	15	19	34	80	5	1	1	2	2
2010-11	Brynäs	SEL	43	4	4	8	18	5	0	2	2	4
2011-12	Brynäs	SEL	49	12	24	36	34	16	2	8	10	16
2012-13	Minnesota	NHL	1	0	0	0	0	--	--	--	--	--
	Houston	AHL	62	15	22	37	38	--	--	--	--	--
	Rochester	AHL	7	1	3	4	2	3	0	3	3	6
	Amerks Totals		7	1	3	4	2	3	0	3	3	6
	NHL Totals		1	0	0	0	0	--	--	--	--	--
	AHL Totals		69	16	25	41	40	3	0	3	3	6
	European Totals		100	17	29	46	62	21	2	10	12	20
	Junior Totals		73	19	24	43	135	10	1	1	2	4
	Pro Totals		170	33	54	87	102	24	2	13	15	26





[44] Alex LEPKOWSKI *Defense*



Born: April 8, 1993 in West Seneca, New York

Height: 6'4" **Weight:** 203

Shoots: Left

How Acquired: Buffalo Sabres' fifth-round selection (137th overall) in the 2011 NHL Entry Draft. Signed a one-year American Hockey League contract with the Rochester Americans on July 10, 2013.

LAST SEASON

2012-13: Registered a career-high nine assists and 78 PIM in 60 games with the OHL's Barrie Colts... Ranked third among team defensemen with a +10 on-ice rating... Added four points (2+2) and 28 PIM in 22 postseason contests with Barrie, helping the Colts advance to the J. Ross Robertson Cup Finals where they fell to the eventual OHL champion London Knights in seven games

CAREER

2011-12: Rebounded from an early season injury and finished the campaign with a career-high eight goals and 11 points in 51 games with Barrie... Third among team Colts blueliners with a +3 on-ice rating while piling up 46 PIM... Guided Barrie to a second place finish in the Central Division before taking the Colts to the second round of the 2012 OHL Playoffs... Scored two goals and collected one assist in 13 postseason contests... Was also +10 during the playoffs... **2010-11:** Collected six assists and 75 penalty minutes in a total of 39 OHL games... Began the season in Saginaw, where he notched three assists and accumulated 33 penalty minutes in 24 games for the first-place Spirit... Traded to Barrie during the season at the January deadline and collected three assists and 42 penalty minutes in 15 games with the Colts... **2009-10:** Saw limited ice time as a rookie with the OHL's Saginaw Spirit... Picked up one assist and had 39 penalty minutes with a +7 on-ice rating in 53 appearances... Appeared in three OHL playoff games

PERSONAL

Attended St. Francis High School in Buffalo, NY... Recorded 26 points (6+20) in 40 games with the Red Raiders as a 16-year-old during the 2008-09 season.

CAREER STATISTICS


Regular Season

Playoffs

YEAR	TEAM	LEAGUE	GP	G	A	PTS	PIM	GP	G	A	PTS	PIM
2009-10	Saginaw	OHL	53	0	1	1	39	3	0	0	0	0
2010-11	Saginaw	OHL	24	0	3	3	33	--	--	--	--	--
	Barrie	OHL	15	0	3	3	42	--	--	--	--	--
2011-12	Barrie	OHL	51	8	3	11	46	13	2	1	3	20
2012-13	Barrie	OHL	60	0	9	9	78	22	2	2	4	28
	Junior Totals		203	8	19	27	238	38	4	3	7	48



[31] Nathan LIEUWEN *Goalie*



Born: August 8, 1991 in Abbotsford, British Columbia
Height: 6'5" **Weight:** 186 **Catches:** Left
How Acquired: Buffalo Sabres' sixth-round selection (167th overall) in the 2011 NHL Entry Draft. Signed a three-year, entry-level NHL contract with Buffalo on May 5, 2012.

| LAST SEASON |

2012-13: Posted a 1-2-0 record with a 2.65 goals-against average and a .919 save percentage in four AHL appearances with Rochester... Made 102 saves on 111 shots and finished with one shutout... Played the majority of the season with the ECHL's Greenville Road Warriors, where he tabbed a 14-10-12 record to go along with a 2.93 goals-against average and a .903 save percentage... Totaled 728 saves on 806 shots and recorded one shutout in 27 ECHL games with Greenville... Missed the last nine games (4/05-4/21) of the regular season with an injury... Earned his first AHL win with a 39-save shutout at San Antonio on 3/24... Made 17 saves in his Amerks/AHL debut against Hershey on 2/17... Reassigned to Rochester by Buffalo (NHL) from Greenville 2/03... Made a season-high 39 saves against Wheeling on 12/28... Named the Reebok Hockey/ECHL Goaltender of the Week for period ending Dec. 16 after posting a 2-0-0 record with one shutout, a 0.50 goals-against average and a .983 save percentage in two starts... Recorded his first pro shutout, stopping all 26 shots in a 6-0 win at South Carolina on 12/11... Had a second four-game win streak from 1/05 to 1/21... Registered four straight wins between 10/28 and 11/07... Earned his first pro win with a 28-save effort in Greenville's 6-5 shootout victory at Orlando on 10/28... Made 16 saves in his professional debut at Trenton on 10/12 (3-1 loss)... Assigned to the Greenville Road Warriors prior to the start of the season

| CAREER |

2011-12: Closed out his junior career with the Kootenay Ice (WHL), posting a 27-20-8 record with a 2.59 goals-against average and a .914 save percentage... Set career-highs in all goaltending categories, including games played (57), minutes played (3,340), saves (1,483), goals-against average and save percentage... Ranked third and fifth among league goaltenders in goals-against average and save percentage, respectively... Tabbed his second consecutive three-shutout season and finished tied for sixth among WHL net-minders... Placed ninth among WHL backstops in minutes played while ranking 11th in saves and wins... Appeared in four postseason games with the Ice, boasting a 0-4 record to go along with a 3.53 goals-against average and a .896 save percentage... Recorded his ninth career shutout at Calgary on 2/12... Set a new franchise record for the most wins by a goaltender with 85 career victories, surpassing the mark of 82 that was previously held by Taylor Dakers from 2003-07... **2010-11:** Led the Kootenay Ice to the WHL Championship and a berth in the Memorial Cup... Was named WHL Playoffs Most Valuable Player... Posted a record of 16-2-1 with a 2.24 goals-against average, a .923 save percentage and three shutouts in 19 playoff games... Led all WHL goaltenders in postseason wins, shutouts, GAA, saves... Made 50 saves in a 3-2 overtime win over Saskatoon to win Game 2 of the second round playoff series between the teams... Notched his first career WHL playoff shutout on 3/30 at Moose Jaw before going on to post shutouts against Saskatoon on 4/12 and Medicine Hat on 4/23... Set a franchise record for the most shutouts during one postseason... Went 33-16-1-3 with three shutouts, a 2.79 goals-against average and a .903 save percentage in 55 games during the regular season... Established a career-high with 33 wins... Ranked eighth among WHL goalies in wins, ninth in shutouts and goals-against average and 13th in save percentage... Played in his 100th WHL game vs. Edmonton on 1/18... Named the Kootenay Ice Scholastic Player of the Year for the second straight season... **2009-10:** Went 10-10-0 with a 3.09 goals-against average and a .896 save percentage in 26 games with Kootenay of the WHL... Named the Kootenay Ice Scholastic Player of the Year... Also appeared in three playoff games for the Ice, making his WHL postseason debut on March 24, 2010 and stopping all six shots he faced in 26 minutes of relief action... **2008-09:** Posted a record of 14-12-1 with a 2.95 goals-against average, a .885 save percentage and three shutouts for Kootenay (WHL)... Named to Team Cherry for the Home Hardware Top Prospects Game... Made 18 saves in a win over Prince Albert to record his first career WHL shutout on 10/17... **2007-08:** Played in 13 games for Westside of the BCHL, going 9-2-0 with a 1.95 goals-against average and a .931 save percentage... Went on to play three games with the WHL's Kootenay Ice, posting a record of 1-1-1... Recorded his first WHL win in Kootenay's 8-3 victory over Prince Albert on 1/25... **INTERNATIONAL COMPETITION:** Represented Team Canada as the starting goaltender at the 2008 U-18 Ivan Hlinka tournament in Slovakia, helping his country to a gold medal... Was part of Team Pacific at the 2007 U-17 championship in London, Ontario



[31] Nathan LIEUWEN *Goalie*

PERSONAL

Before Kootenay, backstopped the Abbotsford Hawks to a Western Canadian Bantam AAA championship, earning Top Goalie and All-Star honors in 2006

CAREER STATISTICS

Regular Season


Playoffs

YEAR	TEAM	LEAGUE	GP	MIN	GA	SO	W-L-T	SVS	SV%	AVE	GP	MIN	GA	SO	W-L	SVS	SV%	AVE
2007-08	Kootenay	WHL	3	184	10	0	1-1-1	101	.910	3.27	--	--	--	--	--	--	--	--
	Westside	BCHL	13	710	23	0	9-2-0	308	.931	1.95	--	--	--	--	--	--	--	--
2008-09	Kootenay	WHL	37	1,915	94	3	14-12-1	724	.885	2.95	--	--	--	--	--	--	--	--
2009-10	Kootenay	WHL	26	1,244	64	0	10-10-0	549	.896	3.09	3	125	4	0	0-1	33	.892	1.91
2010-11	Kootenay	WHL	55	3,098	144	3	33-16-4	1,333	.903	2.79	19	1,178	44	3	16-3	524	.923	2.24
2011-12	Kootenay	WHL	57	3,340	139	3	27-20-8	1,483	.914	2.59	4	238	14	0	0-4	121	.896	3.53
2012-13	Rochester	AHL	4	204	9	1	1-2-0	102	.919	2.65	--	--	--	--	--	--	--	--
	Greenville	ECHL	27	1,598	78	1	14-10-2	728	.903	2.93	--	--	--	--	--	--	--	--
Amerks/AHL Totals			4	204	9	1	1-2-0	102	.919	2.65	--	--	--	--	--	--	--	--
	ECHL Totals		27	1,598	78	1	14-10-2	728	.903	2.93	--	--	--	--	--	--	--	--
	Junior Totals		191	10,491	474	9	94-61-14	4,498	.905	2.71	26	1,541	62	3	16-8	678	.916	2.41
	Pro Totals		31	1,802	87	2	15-12-2	830	.905	2.90	--	--	--	--	--	--	--	--





[38] Eric **LOCKE** *Center*



Born: November 21, 1993 in Mount Holly, New Jersey
Height: 5'10" **Weight:** 183 **Shoots:** Left
How Acquired: Buffalo Sabres' seventh-round selection (189th overall) in the 2013 NHL Entry Draft.

| LAST SEASON |

2012-13: Wrapped up his junior career with a breakout year for the Saginaw Spirit (OHL)... Paced the team in goals (44), assists (53) and points (97) while capturing career-highs in all offensive categories... One of just four Saginaw skaters to appear in all 68 regular-season games and one of only two to reach the 40-goal plateau... Ranked tied for fourth in the OHL in goals and sixth in assists... His 97 points placed him fourth among the league's top point-getters in overall scoring... Finished fourth in the OHL with a team-best +37 on-ice rating... Contributed eight power-play goals and ranked tied for seventh in the league with three shorthanded tallies... Averaged 1.43 points per game for the Spirit, finishing with the second-best mark on the team in that category... Added two goals and two PIM in four postseason contests for Saginaw... Posted a team-high 29 multi-point outings, including six straight between 10/12 and 11/04... That same stretch also produced a pair of five-point games, both of which featured hat tricks and two assists (vs. Sault Ste. Marie on 1/18 and vs. Windsor on 2/16)... Recorded a season-long 17-game point streak from 1/18 to 3/02, collecting 40 points on 15 goals and 25 assists over that span... Marked the OHL's seventh-longest point streak of the season... Had a four-game point streak (4+2) from 11/09 to 11/14... Opened the campaign with a five-game point streak (4+2) from 9/21 to 10/03

| CAREER |

2011-12: Recorded 40 points (20+20) in 52 combined games with Saginaw and Barrie (OHL)... Earned 13 points (7+6) in 21 games with the Barrie Colts before a midseason trade to Saginaw... Finished the campaign with 27 points (13+14) in 31 appearances for the Spirit, ranking seventh on the team in scoring... Registered four points (2+2) and 14 PIM in 12 playoff games... Compiled a season-long seven-game point streak (4+6) from 1/06 to 1/20... Registered nine multi-point outings, including a two-goal game against Peterborough on 10/01 to open the season... Made his Saginaw debut against Plymouth on 1/04... **2010-11:** Had a productive rookie season in the OHL that saw him split time between the Windsor Spitfires and Barrie Colts... Totaled 54 points on 26 goals and 28 assists in 65 combined games... Began the season in Windsor, where he notched 33 points (19+14) in 38 games prior to piling up 21 points (7+14) in 27 games with Barrie... Finished fourth on the team and tied for seventh in scoring among OHL rookies... Had 12 multi-point outings with three hat tricks... Scored one goal and added three assists against Kingston on 2/05... Made his Barrie debut at Erie on 1/14... Posted his third hat trick of the season as part of a four-goal game at Sarnia on 12/11... Recorded another seven-game point streak (9+4) between 11/19 and 12/04... Notched his second hat trick in five games against Peterborough on 11/28... Scored his first career hat trick at London on 11/19... Had a seven-game point streak (5+3) from 10/11 to 10/29... Made his OHL debut for Windsor against Plymouth on 9/23... **2009-10:** Appeared in two games with the Streetsville Derbys of the OJHL

| CAREER STATISTICS

Regular Season

Playoffs

YEAR	TEAM	LEAGUE	GP	G	A	PTS	PIM	GP	G	A	PTS	PIM
2009-10	Streetsville	OJHL	2	0	0	0	2	--	--	--	--	--
2010-11	Windsor	OHL	38	19	14	33	12	--	--	--	--	--
	Barrie	OHL	27	7	14	21	18	--	--	--	--	--
2011-12	Barrie	OHL	21	7	6	13	12	--	--	--	--	--
	Saginaw	OHL	31	13	14	27	22	12	2	2	4	14
2012-13	Saginaw	OHL	68	44	53	97	84	4	2	0	2	2
Junior Totals			187	90	101	191	150	16	4	2	6	16



[47] Matt MacKENZIE *Defense*



Born: October 15, 1991 in New Westminster, British Columbia
Height: 6'1" **Weight:** 182 **Shoots:** Right
How Acquired: Buffalo Sabres' third-round selection (83rd) overall in the 2010 NHL Entry Draft. Signed a three-year, entry-level NHL contract with Buffalo on October 4, 2011.

| LAST SEASON |

2012-13: Notched four assists and racked up a career-high 66 PIM in 30 AHL games with Rochester... Appeared in two postseason contests with the Amerks, registering one assist... Scored one goal in two outings with the ECHL's Greenville Road Warriors... Made his professional playoff debut in Game 2 of the Western Conference Quarterfinals at Toronto on 4/28... Appeared in his 50th professional game against Lake Erie on 4/05... Returned to the lineup at Hamilton on 3/30... Missed four games (3/23-3/29) with an injury... Returned to the lineup at Abbotsford on 2/05... Missed 14 games (11/28-12/29) with an injury... Reassigned to Rochester by Buffalo from Greenville on 11/26... Scored his first goal as a Road Warrior at Reading on 11/23... Made his Greenville debut at Elmira on 11/21... Reassigned by the Buffalo Sabres (NHL) to Greenville on 11/20... Recorded a game-high 17 PIM at Hershey on 10/20... Made his season debut against Syracuse on 10/12

| CAREER |

2011-12: Split his first professional season between Rochester and the Gwinnett Gladiators of the ECHL... Spent the majority of the campaign with the Amerks, where he recorded four assists and 16 PIM in 20 games... Assisted on two goals and compiled 11 PIM in five games with Gwinnett... Missed the last five games of the season (4/07-4/14) with an injury... Made his ECHL debut for Gwinnett against South Carolina on 2/29... Was sidelined for 34 games (12/04-2/25) with an injury... Recorded the first two points of his professional career as part of a two-point (0+2) game against Albany on 11/25... Also finished the game with a +1 rating... Made his pro/AHL debut vs. Syracuse on 10/18... **2010-11:** Registered five points (1+4) in 10 postseason contests with the Tri-City Americans (WHL)... Split final junior season between Calgary and Tri-City of the Western Hockey League... Totaled 38 points and scored a career-high seven goals, including five on the power-play... Appeared in 73 combined regular season appearances and racked up 86 PIM, both career-highs... Finished the campaign second among Tri-City defensemen in overall scoring... **2009-10:** Posted his best season of junior hockey, setting career-highs in assists (34), points (40) and plus/minus (plus-16) in 64 games for the Calgary Hitmen... Finished fourth among Calgary rearguards in point production and scored five of his six goals on the man-advantage... Helped the Hitmen to a league-best 52-18-2 regular season record (107 points), their second straight Scotty Munro Trophy as regular season champions, their second straight Eastern Conference championship and the franchise's second Ed Chynoweth trophy as WHL champions... Placed second among Calgary blueliners during the 2010 postseason with 16 points (6+10) after appearing in all 23 playoff games... Guided the Hitmen to a berth in the 2010 Memorial Cup tournament, where they lost in the semifinals against Brandon... **2008-09:** Recorded 12 points (3+9) in 49 regular season outings with the Hitmen, helping his team to an impressive 59-12-1 showing as the WHL's top team with 122 points (.847 winning percentage)... Two of his three tallies were scored on special teams situations, one shorthanded and the other on a power-play... Saw Calgary to its first of back-to-back regular season and Eastern Conference titles... Helped the Hitmen to 12 consecutive wins in the 2009 Playoffs, sweeping Edmonton, Lethbridge and Brandon to reach the WHL Finals for the first time since 1999... Assisted on two goals in 16 playoff contests with Calgary... **2007-08:** Finished rookie campaign with the Hitmen with eight points on two goals and six assists... His plus-15 on-ice rating was the best among first-year defensemen



[47] Matt MacKENZIE *Defense*

CAREER STATISTICS

Regular Season


Playoffs

YEAR	TEAM	LEAGUE	GP	G	A	PTS	PIM	GP	G	A	PTS	PIM
2007-08	Calgary	WHL	39	2	6	8	8	6	1	2	3	2
2008-09	Calgary	WHL	49	3	9	12	24	16	0	2	2	4
2009-10	Calgary	WHL	64	6	34	40	62	23	6	10	16	31
2010-11	Calgary	WHL	40	2	21	23	50	--	--	--	--	--
	Tri-City	WHL	33	5	10	15	36	10	1	4	5	6
2011-12	Rochester	AHL	20	0	4	4	16	--	--	--	--	--
	Gwinnett	ECHL	5	0	2	2	11	--	--	--	--	--
2012-13	Rochester	AHL	30	0	4	4	66	2	0	1	1	2
	Greenville	ECHL	2	1	0	1	2	--	--	--	--	--
Amerks/AHL Totals			50	0	8	8	82	2	0	1	1	2
ECHL Totals			7	1	2	3	13	--	--	--	--	--
Junior Totals			225	18	80	98	180	55	8	18	26	43
Pro Totals			57	1	10	11	95	2	0	1	1	2





[1] Andrey MAKAROV *Goalie*



Born: April 20, 1993 in Kazan, Russia
Height: 6'1" **Weight:** 188 **Shoots:** Right
How Acquired: Signed a three-year, entry-level contract as an undrafted free agent with the Buffalo Sabres on September 14, 2012.

LAST SEASON

2012-13: Boasted a 37-17-5 record with a 2.62 goals-against average and a .919 save percentage in 61 games for the Saskatoon Blades (WHL)... Posted his best season in junior hockey, capturing career-highs in goaltending categories, including games played (61), minutes (3,487), shutouts (7), wins (37), saves (1,723), goals-against average (.262) and save percentage (.919)... Played in 61 of Saskatoon's 72 regular-season games, ranking fourth among league backstops... Tied for first in the WHL in wins and shutouts while ranking third in saves and fifth in minutes... Finished the campaign ranked fifth and ninth among WHL goaltenders in save percentage and goals-against average, respectively... Went 4-3 in shootouts, stopping 36 of 42 attempts for a .833 save percentage... Named the Blades' MVP for the second straight season... Posted an 0-4 record with a 3.66 goals-against average and a .897 save percentage in four WHL playoff appearances for Saskatoon... Made 104 saves on 116 shots during the postseason... Appeared in four Memorial Cup games as a member of host Saskatoon... Received the Hap Emms Memorial Trophy as the tournament's top netminder after going 1-3 with a 4.09 goals-against average and a .889 save percentage... Recorded 120 saves on 135 shots in 220 total minutes between the pipes... Registered a season-long 18-game winning streak, including three shutouts, from 1/27 to 3/01... Notched a 1.54 goals-against average and a .952 save percentage with 557 saves over that span... Pitched back-to-back shutouts vs. Regina on 12/08 and 12/09... Made a season-high 42 saves for his first shutout of the season at Prince George on 11/16... Had three straight wins between 10/13 and 10/17... Made 40 saves in his season debut at Prince Albert on 9/21

CAREER

2011-12: Went 29-21-2 with a 3.01 goals-against average and a .913 save percentage in 54 games in his first season with Saskatoon... Made 1,640 saves on 1,796 shots and finished with a pair of shutouts to win team MVP honors... Ranked seventh in the league in save percentage and 15th in goals-against average... Finished seventh in saves while placing ninth with 29 wins and 13th with 3,107 minutes... Ninth among WHL netminders with a 2-1 shootout record, allowing two goals on nine attempts for a .778 save percentage... Posted an 0-4 record to go along with a 4.10 goals-against average and a .872 save percentage in four WHL playoff games... Made 116 saves on 133 shots in the postseason... Made his WHL playoff debut in Game 1 of Saskatoon's first-round series against Medicine Hat on 3/23... Recorded second shutout of the season with a 34-save performance at Prince Albert on 3/07... Picked up his first-career shutout with a 38-save whitewash vs. Kootenay on 2/24... Had a seven-game winning streak from 11/08 to 11/22... Opened the season on a six-game win streak from 9/24 to 10/15... Earned his first win thanks to a 33-save effort in his WHL debut at Prince Albert on 9/24... Acquired by Saskatoon in the 2011 WHL Import Draft following the folding of the Lewiston MAINEiacs of the QMJHL... **2010-11:** Spent his first season in North America with the QMJHL's Lewiston MAINEiacs, going 11-12-2 with a 3.37 goals-against average and a .890 save percentage in 27 games... Went 0-1 with 51 saves and a 3.40 goals-against average and a .895 save percentage in two postseason appearances with Lewiston... Made his QMJHL play-off debut in Game 1 of Lewiston's first-round series against Saint John on 4/23... Compiled a season-long four-game winning streak from 1/16 to 2/05... Earned his first-career win and shutout with a 22-save whitewash at Rimouski on 10/01... Stopped 631 shots and collected two shutouts... Made 30 saves in his QMJHL debut vs. Rimouski on 9/11... **INTERNATIONAL COMPETITION:** Took home a silver medal with Team Russia at the 2013 U-20 World Junior Championship in Ufa, Russia... Won a silver medal with Russia at the 2012 U-20 World Junior Championship... Earned the start in the gold medal game against Sweden, stopping 57 of 58 shots in the 1-0 overtime loss... Represented Russia at the 2010 U-17 World Hockey Challenge... Went 2-2 with one shutout and a 3.50 goals-against average and a .920 save percentage in four games

CAREER STATISTICS


Regular Season

Playoffs

YEAR	TEAM	LEAGUE	GP	MIN	GA	SO	W-L-T	SVS	SV%	AVE	GP	MIN	GA	SO	W-L	SVS	SV%	AVE
2010-11	Lewiston	QMJHL	27	1,390	78	2	11-12-2	631	.890	3.37	3	106	6	0	0-1	51	.895	3.40
2011-12	Saskatoon	WHL	54	3,107	156	2	29-21-2	1,640	.913	3.01	4	249	17	0	0-4	116	.872	4.10
2012-13	Saskatoon	WHL	61	3,487	152	7	37-17-5	1,723	.919	2.62	4	196	12	0	0-4	104	.897	3.66
Junior Totals			142	7,984	386	11	77-50-9	3,994	.912	2.90	11	551	35	0	0-9	271	.886	3.81



[15] Johnny McGUIRE *Right Wing*



Born: August 28, 1993 in Peterborough, Ontario

Height: 6'1" **Weight:** 205

Shoots: Right

How Acquired: Signed a one-year American Hockey League contract as an undrafted free agent with the Rochester Americans on September 12, 2013.

| LAST SEASON |

2012-13: Split his second full season in the Ontario Hockey League between the Erie Otters and Oshawa Generals, totaling three points (1+2) and 105 PIM in 61 combined games... Finished the campaign in Oshawa, where he recorded one assist and 37 PIM in 21 appearances for the Generals.... Collected one assist and four PIM in nine postseason games with the Generals... Scored one goal and added one assist in 40 contests with Erie before a midseason trade to Oshawa... Registered his first postseason point with an assist in Game 4 of Oshawa's second-round series vs. Barrie on 4/09... Made his OHL playoff debut in Game 1 of Oshawa's first-round series against Niagara on 3/22... Tallied his first point as a General with an assist at Ottawa on 3/15... Made Oshawa debut vs. his hometown Peterborough Petes on 1/11... Netted lone goal of the season vs. Brampton on 10/05

| CAREER |

2011-12: Set career-highs in goals (2), points (3) and penalty minutes (163) while appearing in 48 games with Erie... Ranked first on the team and fourth in the OHL in penalty minutes... Averaged 3.40 PIM per game, the most among Otters skaters... Scored his career-best second goal of the season at Guelph on 3/14... Tallied an assist at Sarnia on 12/17... Potted second goal of the campaign vs. Kitchener on 10/29... Matched his season-high with 12 PIM against Niagara on 10/26... Racked up a season-high 12 PIM at Plymouth on 9/24... **2010-11:** Scored one goal and piled up 31 PIM in 10 OHL games with Erie... Posted five fighting majors... Scored his first-career goal as an Otter and earned a fighting major vs. Barrie on 1/14... Made his OHL debut for Erie at Niagara on 1/13... Began the season scoring six goals and four assists for 10 points in 39 games with the Lindsay Muskies of the OJHL... Led the Muskies with 97 PIM... Scored one goal with two PIM in three postseason appearances for Lindsay

| CAREER STATISTICS |


Regular Season

Playoffs

YEAR	TEAM	LEAGUE	GP	G	A	PTS	PIM	GP	G	A	PTS	PIM
2010-11	Lindsay	OJHL	39	6	4	10	97	3	1	0	1	2
	Erie	OHL	10	1	0	1	31	--	--	--	--	--
2011-12	Erie	OHL	48	2	1	3	163	--	--	--	--	--
2012-13	Erie	OHL	40	1	1	2	68	--	--	--	--	--
	Oshawa	OHL	21	0	1	1	37	9	0	1	1	4
Junior Totals			158	10	7	17	396	12	1	1	2	6



[7] Brayden McNABB *Defense*



Born: January 21, 1991 in Davidson, Saskatchewan

Height: 6'4"

Weight: 205

Shoots: Left

How Acquired: Buffalo Sabres' third-round selection (66th overall) in the 2009 NHL Entry Draft. Signed a three-year, entry-level NHL contract with Buffalo on May 18, 2011.

LAST SEASON

2012-13: Completed his second season in Rochester earning career-highs in all offensive categories, including goals (5), assists (31), points (36) and penalty minutes (50) while appearing in 62 games... Led all Amerks defensemen and ranked 13th in scoring among AHL blueliners... His 31 assists were the seventh-most among league rearguards... Placed fifth overall on the team in points... Four of his five goals were scored on the power-play... Suffered a season-ending knee injury at Houston on 3/23... Skated in his 100th game as an Amerk at Binghamton on 3/09... Had a three-game point streak (1+6) from 3/02 to 3/08... Collected his second straight three-point game (1+2) against Abbotsford on 3/08... Picked up three assists at Lake Erie on 3/03... Skated a team-high 27:00 against Houston on 2/15... Assisted on a goal and was a team-high +4 at Abbotsford on 2/06... Had a four-game assist streak (0+7) from 1/21 to 2/02... Notched three assists in a 5-1 win over Toronto on 2/01... Registered an assist in the 2013 AHL All-Star Game, guiding the Western Conference All-Stars to a 7-6 win and a two-event sweep over the Eastern Conference All-Stars at the 2013 AHL All-Star Classic... Won the Hardest Shot event with a blast of 101.8 to help the Western Conference All-Stars defeat the Eastern Conference All-Stars 12-11 in the 2013 AHL All-Star Skills Competition... Earned an assist and a fighting major on his 22nd birthday against Hamilton on 1/21... Named to the Western Conference All-Star Team for the 2013 AHL All-Star Classic in Providence, RI... Scored a goal and was +2 against Hamilton on 1/11... Skated in his 100th professional game against Binghamton on 12/29... Posted his second consecutive two-assist game against Lake Erie on 12/28... Collected two points (0+2) against Lake Erie on 12/26... Had a three-game point streak (1+2) from 12/01 to 12/08... Had a four-game point streak (1+3) from 11/10 to 11/17... Assisted on a goal and was +2 at Syracuse on 11/10... Had a five-game assist streak (0+6) from 10/19 to 10/27... Assisted on a pair of goals in Rochester's 8-7 win at Hershey on 10/20... Game was his 50th as an Amerk... Made his season debut against Syracuse on 10/12

CAREER

2011-12: Earned three NHL recalls to the Buffalo Sabres, where he recorded eight points on one goal and seven assists in 25 games with the big club... Completed his rookie season collecting 30 points (5+25) in 45 games with Rochester to finish second among team defensemen in scoring... Led all Amerks blueliners with a +15 on-ice rating... His nine power-play points (1+8) ranked fifth among all Rochester skaters... Appeared in all three postseason contests, registering one assist... Recorded his first professional postseason point with an assist in Game 2 of the Western Conference Quarterfinals at Toronto on 4/21... Made his Amerks playoff debut in Game 1 of the Western Conference Quarterfinals at Toronto on 4/19... Collected an assist and finished +3 against Binghamton on 3/10... Had a four-game point streak (2+3) from 2/25 to 3/04... Had a three-game assist streak (0+7) from 2/04 to 2/10, a stretch that also featured three consecutive multi-point outings... Notched two assists and was +3 at Syracuse on 2/04... Registered an assist and was +2 in his first game back with the Amerks against Abbotsford on 2/02... Named to the 2012 AHL All-Star Classic in Atlantic City, NJ, serving as Rochester's lone representative but was unable to play due to NHL recall... Recorded his first-career NHL multi-point game with a pair of assists against Edmonton on 1/03... Scored his first NHL goal against Tomas Vokoun in Buffalo's 4-2 win over the Washington Capitals on 12/26... Skated 20:19 at Nashville on 12/03... Logged 13:42 of ice time and finished with two shots on goal in his NHL debut against the Washington Capitals on 11/26 (a 5-1 win for the Buffalo Sabres)... Earned his first-career NHL recall from the Buffalo Sabres on 11/26... Notched two assists and was +2 at Toronto on 11/19... Scored his first professional goal 56 seconds into overtime to lift Rochester to a 6-5 win over Syracuse on 11/06... Registered his first pro point and multi-point game (0+2) and was +3 against Grand Rapids on 10/16... Made his pro/AHL debut at Hamilton on 10/08... **2010-11:** Finished the postseason with a team-high 27 points (3+24) for Kootenay (WHL), making him the league's top scoring defenseman in the 2011 WHL Playoffs and good enough for second-most among WHL scoring leaders... Captained the Kootenay Ice to the Ed Chynoweth Cup (WHL Championship), their first since 2001-02 and third league championship in 12 years, and a berth in the 2011 Memorial Cup... Kootenay would eventually fall in the Memorial Cup Semifinals... In his fifth season with Kootenay, registered his most productive year of junior hockey while capturing career-highs in goals (21), assists (51), points (72) and plus/minus rating (plus-25) in just 59 games... Finished the regular season as Kootenay's top performing blueliner and third among league rearguards in overall point production... Ranked 19th in the



[7] Brayden McNABB *Defense*

WHL in assists and averaged 1.22 points per game to place fifth among Ice skaters in scoring... Named to his second straight WHL All-Star game and selected to the Eastern Conference First All-Star Team... **2009-10:** Assisted on four goals in six playoff appearances... Led Kootenay defensemen in scoring with 57 points (17+40), finishing sixth amongst league leaders at his position... Was a special teams extraordinaire, scoring 11 of his 17 goals on the power-play and recording 23 assists on the man-advantage (16th in WHL) to rank second on the team in both categories... Led the Ice with 121 penalty minutes... Earned his first appearance at the WHL All-Star Game and received further recognition as a member of the Eastern Conference First All-Star Team... **2008-09:** Recorded five helpers in four postseason contests... His sophomore season saw him play a more defense-focused role, but did still contribute offensively with 36 points (10+26) and a career-high 140 PIM... Finished the regular season second among team defenseman in scoring... Named to the CHL Top Prospects Game for Team Orr, notching three assists for the squad and a plus-three rating... **2007-08:** Notched one assist in 10 WHL Playoff games... Completed his rookie season with just 11 points (2+9) and 63 PIM in 65 games with Kootenay... **2006-07:** Made his debut with the Kootenay Ice in the final three games of the regular season... **INTERNATIONAL COMPETITION:** Invited to take part in Canada's 2011 National Junior Team selection camp... Represented Canada at the 2009 Under-18 World Championships... Won a gold medal with Team Canada at the 2008 Ivan Hlinka Memorial Tournament

PERSONAL

Attended Athol Murray College of Notre Dame, a prep school in Wilcox, Saskatchewan, where he played alongside current Buffalo Sabre Tyler Myers

CAREER STATISTICS

Regular Season


Playoffs

YEAR	TEAM	LEAGUE	GP	G	A	PTS	PIM	GP	G	A	PTS	PIM
2006-07	Kootenay	WHL	3	0	0	0	0	--	--	--	--	--
2007-08	Kootenay	WHL	65	2	9	11	63	10	0	1	1	10
2008-09	Kootenay	WHL	67	10	26	36	140	4	0	5	5	2
2009-10	Kootenay	WHL	64	17	40	57	121	6	0	4	4	18
2010-11	Kootenay	WHL	59	21	51	72	95	19	3	24	27	37
2011-12	Buffalo	NHL	25	1	7	8	15	--	--	--	--	--
	Rochester	AHL	45	5	25	30	31	3	0	1	1	0
2012-13	Rochester	AHL	62	5	31	36	50	--	--	--	--	--
Amerks/AHL Totals			107	10	56	66	81	3	0	1	1	0
NHL Totals			25	1	7	8	15	--	--	--	--	--
Junior Totals			258	50	126	176	419	39	3	34	37	67
Pro Totals			132	11	63	74	96	3	0	1	1	0





[24] Jonathan PARKER *Right Wing*



Born: September 25, 1991 in Solana Beach, California

Height: 5'10"

Weight: 202

Shoots: Right

How Acquired: Signed a three-year, entry-level NHL contract as an undrafted free agent with the Buffalo Sabres on October 6, 2011.

LAST SEASON

2012-13: Played in 28 games with the Amerks, scoring three goals and adding two assists... Assessed a two-game suspension by the AHL on 3/26 as a result of an incident that occurred in a game at San Antonio on 3/24... Assisted on a pair of goals and was +2 at Abbotsford on 2/05... Scored his first two goals of the season and finished +2 at Toronto on 12/08... Made his season debut against Albany on 11/23, earning 5:42 of ice time

CAREER

2011-12: Split his first professional season between the Rochester Americans (AHL) and Gwinnett Gladiators (ECHL)... Appeared in 37 games with the Amerks, compiling six points on three goals and three assists... Skated in 19 games with Gwinnett, collecting 11 points (4+7) and 10 PIM... Posted a four-game point streak (1+5) from 3/04 to 3/11... Had a three-point game (0+3) against Trenton on 3/04... Tabbed his first career multi-goal game with a pair of tallies at Cincinnati on 2/22... Made his ECHL debut for the Gladiators at Chicago on 2/17, picking up an assist... Recorded one assist and was +2 against Hamilton on 1/14... Missed two games (11/25-11/26) with an injury... Assessed a one-game suspension by the AHL for his actions in a game against Grand Rapids on 10/16... Registered the first multi-point game of his career with a three-point (1+2) outing vs. Grand Rapids on 10/16... Finished the game with plus/minus of +3 to earn second star honors... Scored his first professional goal in his pro/AHL debut at Hamilton on 10/08... **2010-11:** Led the WHL's Prince Albert Raiders in scoring with 86 points on 45 goals and 41 assists in 71 games... Ranked first on the team in goals and third in assists... Among all WHL skaters, ranked tied for fifth in goals and 13th in points... Became the first Prince Albert player to top the 40-goal mark since the 2003-04 season... Established career-highs in every offensive category, shattering his previous highs of 17 goals and 39 points set in 2008-09... Eight of his 45 goals were scored on the power-play... Finished with 17 multi-point games and nine multi-goal games... Recorded three hat tricks, including a four-goal game at Calgary on 1/30... Added three assists in six playoff games... **2009-10:** Split the season between Seattle and Prince Albert, finishing with 30 points in 15 goals and 15 assists... Registered 13 goals and 13 assists in 40 games with Seattle... In 29 games with Prince Albert, collected two goals and two assists... **2008-09:** In his first WHL season, collected 39 points on 17 goals and 22 assists... Among WHL rookies, ranked tied for 12th in scoring... Also appeared in five postseason games for Seattle.

CAREER STATISTICS


Regular Season

Playoffs

YEAR	TEAM	LEAGUE	GP	G	A	PTS	PIM	GP	G	A	PTS	PIM
2008-09	Seattle	WHL	65	17	22	39	55	5	0	0	0	0
2009-10	Seattle	WHL	40	13	13	26	16	--	--	--	--	--
	Prince Albert	WHL	29	2	2	4	24	--	--	--	--	--
2010-11	Prince Albert	WHL	71	45	41	86	45	6	0	3	3	4
2011-12	Rochester	AHL	37	3	3	6	6	--	--	--	--	--
	Gwinnett	ECHL	19	4	7	11	10	--	--	--	--	--
2012-13	Rochester	AHL	28	3	2	5	11	--	--	--	--	--
Amerks/AHL Totals			65	6	5	11	17	--	--	--	--	--
ECHL Totals			19	4	7	11	10	--	--	--	--	--
Junior Totals			205	77	78	155	140	11	0	3	3	4
Pro Totals			84	10	12	22	27	--	--	--	--	--



[55] Rasmus RISTOLAINEN *Defense*



Born: October 27, 1994 in Turku, Finland

Height: 6'4" **Weight:** 224

Shoots: Right

How Acquired: Buffalo Sabres' first-round selection (8th overall) in the 2013 NHL Entry Draft. Signed a three-year, entry-level contract with Buffalo on July 12, 2013.

LAST SEASON

2012-13: Appeared in 52 games for his hometown TPS Turku (SM-liiga), recording a career-high 15 points on three goals and 12 assists... Led all TPS defensemen in scoring and finished seventh overall on the team in points... Earned 21:40 of ice time per game, the most of any blueliner... Joined TPS' U-20 team for the SM-liiga playoffs and scored two goals with one assist to go along with a +5 on-ice rating in five games

CAREER

2011-12: Enjoyed a productive rookie campaign with TPS Turku... Immediately earned a full-time roster spot out of camp and went on to appear in 40 professional games... Notched three goals and assisted on five others for eight points... Averaged 16:33 of ice time per game, including earning over 20 minutes of ice through the first eight games of the season... Was held pointless in two post-season contests for Turku... Skated in eight games with TPS' U-20 team, finishing with four assists and a +4 on-ice rating... **2010-11:** Played in one game with TPS Turku, making his SM-liiga debut as a 16-year-old, seeing 6:41 of ice time in a February game... Spent much of the season with TPS' U-20 team, where he collected 12 assists and 30 PIM in 27 games... Took the TPS' U-18 squad to the SM-liiga Finals, tallying five goals with three assists in 13 playoff appearances... **INTERNATIONAL COMPETITION:** Represented seventh-place Finland at the 2013 World Junior Championship in Ufa, Russia... Finished the tournament with two goals and four assists with a +5 on-ice rating in six games... Appeared in seven games, including the bronze medal game, for the Finnish national team at the 2012 U-20 World Junior Championship... Was +1 with three assists as Finland finished fourth in the event... Also served as an assistant captain for Finland's U-18 team that same year and was +3 with two goals and one assist in seven international contests... Scored one goal and racked up for PIM at the 2011 U-18 World Junior Championship and also represented Finland at the 2011 U-17 World Hockey Challenge

PERSONAL

Ristolainen was ranked third among European skaters in Central Scouting's mid-term rankings prior to the 2013 NHL Entry Draft, and fourth in the CSS final rankings... A top-rated, two-way defensive prospect that fulfilled the expectation to be a Top-10 selection at the 2013 NHL Entry Draft.

CAREER STATISTICS


Regular Season

Playoffs

YEAR	TEAM	LEAGUE	GP	G	A	PTS	PIM	GP	G	A	PTS	PIM
2010-11	TPS Turku	SM-liiga	1	0	0	0	0	--	--	--	--	--
2011-12	TPS Turku	SM-liiga	40	3	5	8	78	2	0	0	0	0
2012-13	TPS Turku	SM-liiga	52	3	12	15	32	--	--	--	--	--
Pro/European Totals			93	6	17	23	110	2	0	0	0	0



[91] Frederick ROY *Center*



Born: February 26, 1991 in Montreal, Quebec

Height: 5'10" **Weight:** 168

Shoots: Left

How Acquired: Originally signed to a one-year, two-way American Hockey League contract with the Rochester Americans on July 18, 2012. Re-signed a one-year deal with the Amerks on July 10, 2013.

| LAST SEASON |

2012-13: Finished his first pro season scoring eight goals with two assists in 64 games for the Amerks... Closed out the regular season with a goal at Hamilton on 4/21... Had a three-game goal-scoring streak from 2/05 to 2/12... Missed two games (12/21-12/22) with an illness... Scored his first pro goal against former Amerk goaltender Jacob Markstrom in a 4-2 loss to San Antonio on 11/28... Earned a game-high 12 PIM and collected his first professional point with an assist at Adirondack on 10/27... Was also +3 in the game... Made his professional debut against Grand Rapids on 10/19, earning 11:31 of ice time over 17 shifts

| CAREER |

2011-12: Established career-highs in every offensive category in goals (27), assists (65), points (92) and penalty minutes (88) in 64 games with the Quebec Remparts (QMJHL)... Saw his point total increase by an impressive 34 points from the 2010-11 campaign... Recipient of the 2011-12 Guy Carbonneau Award as the league's best defensive forward... Led the Remparts in assists and points while finishing fourth among Quebec skaters in goals... Ranked third among league leaders in assists and finished fourth in overall scoring... Tied for 12th in the QMJHL with 21 power-play assists and a career-best +35 on-ice rating... Recorded a team-high 10 assists and placed second on the team with 12 points in 11 postseason appearances with Quebec... **2010-11:** Skated in a career-high 65 games with the Remparts, registering 58 points on 26 goals and 32 assists... Finished tied for third on the team in goals and fourth in points... Ranked tied for third in the league with four shorthanded tallies while notching a team-best six shorthanded points (4+2)... Added 19 points (8+11) in 18 playoff contests for Quebec to rank third on the team in postseason scoring... **2009-10:** Missed all but four games of the regular season with an injury... Closed out the campaign collecting six points (2+4) and five PIM before going on to appear in all four playoff matchups for the Remparts... **2008-09:** Completed his first full season with Quebec by notching 24 points (7+17) and 62 PIM in 50 regular season appearances... Levied a 15-game suspension by the QMJHL as a result of an illegal check to the head of an opponent in a game on 11/21... Tallied three points (2+1) and 23 PIM in 17 postseason contests... **2007-08:** Made his QMJHL debut, appearing in five games for Quebec

| PERSONAL |

The youngest son of Colorado Avalanche head coach and NHL Hall of Fame goaltender Patrick Roy... Played all five seasons of junior hockey under his father, a four-time Stanley Cup winner and three-time Vezina Trophy winner who currently stands second among all-time NHL netminders with 551 career wins

| CAREER STATISTICS |

Regular Season

Playoffs

YEAR	TEAM	LEAGUE	GP	G	A	PTS	PIM	GP	G	A	PTS	PIM
2007-08	Quebec	QMJHL	5	0	0	0	0	--	--	--	--	--
2008-09	Quebec	QMJHL	50	7	17	24	62	17	2	1	3	23
2009-10	Quebec	QMJHL	4	2	4	6	5	4	0	0	0	9
2010-11	Quebec	QMJHL	65	26	32	58	58	18	8	11	19	20
2011-12	Quebec	QMJHL	64	27	65	92	88	11	2	10	12	6
2012-13	Rochester	AHL	64	8	2	10	62	--	--	--	--	--
Amerks/AHL Totals			64	8	2	10	62	--	--	--	--	--
Junior Totals			188	62	118	180	213	50	12	22	34	58
Pro Totals			64	8	2	10	62	--	--	--	--	--



[5] Chad RUHWEDEL *Defense*



Born: May 7, 1990 in San Diego, California
Height: 5'11" **Weight:** 182 **Shoots:** Right
How Acquired: Signed a two-year, entry-level contract as an undrafted free agent with the Buffalo Sabres on April 13, 2013.

LAST SEASON

2012-13: Appeared in seven NHL games with the Buffalo Sabres... Logged a career-high 16:59 TOI vs. NYR on 4/19... Registered four hits at Boston on 4/17... Contributed three shots vs. Tampa Bay on 4/14... Made his pro/NHL debut vs. Philadelphia on 4/13, logging 13:00 TOI and recording one shot on goal... Recorded 23 points (7+16) and racked up 20 PIM though 41 games for the University of Massachusetts-Lowell River Hawks (H-East)... Led UMass-Lowell to the school's first-ever Division I Frozen Four appearance where they fell to eventual NCAA champion Yale in the National Semifinals... Netted a career-high seven goals... Ranked first among team blueliners and finished fourth among Hockey East defensemen in scoring... Received First-Team All-America honors, was named the 2013 Bob Monahan Defenseman of the Year by the New England Hockey Writers Association and earned 2013 Hockey East All-Conference First Team honors... NEHWA Division I All-Star... Named to the NCAA Northeast Regional All-Tournament Team and the 2013 College Hockey News All-Star Team... Earned Hockey East All-Tournament Team honors and was named Hockey East Defensive Player of the Week for period ending Mar. 26... Named alternate captain prior to the season ... Scored the game-winner in a 2-1 victory over Providence... Assisted on the game-winner in the 1-0 victory over Boston University in the Hockey East Tournament Championship... Anchored a defense which yielded a conference-best 2.08 goals per game.

CAREER

2011-12: Played in 37 of 38 games as a sophomore with the River Hawks... Scored a career-high 25 points on six goals and 19 assists, also a career-high... Led all UML defensemen in points, goals and assists... Tied for fifth among Hockey East defensemen in points... Committed 13 penalties for 26 penalty minutes... Scored a goal and notched two assists in a 4-2 win at Boston University on 2/18... Posted three points (1+2) in a 4-0 shutout over Massachusetts on 11/19... Scored the game-winning goal and added an assist in a 4-3 win at Maine on 11/12... Assisted on four game-winning goals... Tallied five multi-point games... Named a Hockey East Honorable Mention All-Star... **2010-11:** Enjoyed a breakout rookie campaign with the River Hawks... Appeared in 32 games with 15 points (2+13) and 10 PIM... Led all UML freshmen and defensemen in scoring and placed fifth overall on the team in points... Named Hockey East's Rookie of the Week for period ending Oct. 25... Named to the HE All-Academic Team... Also placed on the HE Academic All-Star Team for possessing one of the two highest GPA's among conference defensemen... Collected four multi-point games... Tallied two assists in a 7-2 win over Providence on 2/26... Had a pair of assists in the 6-4 win at Merrimack on 1/21... Scored a goal and added two assists in a 5-4 OT win against Providence on 10/22... Tallied three assists, his first career points, in a 4-4 tie at RIT on 10/16... Made his collegiate debut in a 8-2 loss at Maine... **2009-10:** Wrapped up his junior career by notching 22 points (5+17) and 55 PIM in 58 games with the Sioux Falls Stampede of the USHL... Paced all defensemen in scoring finished the season earning USHL All-Star honors... Served as team captain for the second straight season... **2008-09:** Recorded 11 assists in 55 games during his rookie campaign with the Stampede... Named team captain prior to the start of the season

CAREER STATISTICS


Regular Season

Playoffs

YEAR	TEAM	LEAGUE	GP	G	A	PTS	PIM	GP	G	A	PTS	PIM
2008-09	Sioux Falls	USHL	55	0	11	11	30	4	0	1	1	4
2009-10	Sioux Falls	USHL	58	5	17	22	55	3	0	1	1	2
2010-11	UMass-Lowell	H-East	32	2	13	15	10	--	--	--	--	--
2011-12	UMass-Lowell	H-East	37	6	19	25	26	--	--	--	--	--
2012-13	UMass-Lowell	H-East	41	7	16	23	20	--	--	--	--	--
	Buffalo	NHL	7	0	0	0	0	--	--	--	--	--
	NHL Totals		7	0	0	0	0	--	--	--	--	--
	College Totals		110	15	48	63	56	--	--	--	--	--
	Junior Totals		113	5	28	33	85	7	0	2	2	6
	Pro Totals		7	0	0	0	0	--	--	--	--	--



[11] Tim SCHALLER *Left Wing*



Born: November 16, 1990 in Merrimack, New Hampshire
Height: 6'2" **Weight:** 213 **Shoots:** Left
How Acquired: Signed a two-year, entry-level NHL contract as an undrafted free agent with the Buffalo Sabres on April 2, 2013.

LAST SEASON

2012-13: Completed his senior year at Providence College (H-East) and served as an assistant captain with the Friars... Led Providence to its second straight appearance in the Hockey East semifinals... Scored eight goals and added 15 assists for a career-high 23 points while appearing in all 38 games... His 15 assists led the team, while his 23 points tied for the second most ... Recorded a career-high five-point game (1+4) in a 6-2 win against Northeastern on 2/22... Scored two power-play goals and added an overtime game-winning tally at Merrimack on 11/30... Had five multi-point games on the season... Led Friar centers with a .563 winning percentage on face-offs... Named Hockey East Defensive Forward of the Year and was the recipient of the New England Writers Association Frank Jones Award as the best Defensive Forward of the Year... Tabbed the HE Player of the Week for period ending Dec. 24 and was a four-time winner of the HE Weekly Top Performer (10/29, 11/19, 12/3, 2/25, 3/18)... Totaled 68 points (29+39) and 161 PIM in 131 career games at Providence

CAREER

2011-12: Took part in the 2012 Calgary Flames Development Camp... Played in 26 games as an assistant captain and battled through a series of injuries... Was one of 21 finalists for the Walter Brown Award, presented annually to the best American-born college hockey player in New England... Named Hockey East Player of the Week twice (11/7, 2/13)... Earned INCH National Player of the Week honors (11/8)... Named Hockey East Player of the Month for November... Led the team with a career-high 14 goals and finished fourth with 21 points, helping the Friars advance to the Hockey East semifinals... Also led the team with six power-play goals... Recorded two short-handed goals and two game-winning goals... Notched the game winner and had an assist in a win over No. 12 Maine on 2/10... Had one goal and two assists in a win at No. 1 Merrimack on 12/03... Recorded two goals and one assist versus Alabama-Huntsville on 11/12... Scored power-play goals in wins over Vermont on 11/05 and Alabama-Huntsville on 11/11... Notched his first career hat trick with two power-play goals and a short-handed tally in a win over Vermont on 11/04... Scored a short-handed goal in a win over UMass on 10/15... **2010-11:** Played in all 34 games for the Friars and totaled 19 points on five goals and 14 assists... Ranked second on the team in assists and fourth in points... Recorded an assist in consecutive games vs. UMass-Lowell on 2/25 and 2/26... Notched two assists in a 4-4 overtime tie at Brown on 12/07... Scored his first-career, short-handed goal at Alabama-Huntsville on 11/13... Posted two assists in a 3-3 tie vs. Vermont on 11/06... Scored one goal at No. 7 Minnesota-Duluth on 10/16 and the game winner versus Merrimack on 11/5... Participated in the NHL prospect camp for the Chicago Blackhawks in the summer of 2011... **2009-10:** Played in 33 of 34 games as a freshman... Finished with five points on two goals and three assists... Assisted on the game-tying goal against UMass-Lowell on 2/27... Recorded points in back-to-back games vs. Northeastern on 11/20 and 11/21... Scored first-career goal at Northeastern on 11/20... Shared the Rev. Herman Schneider Most Valuable Freshman Award... **2008-09:** Tallied 16 goals and 24 assists for 40 points in 47 appearances with the New England Jr. Huskies (EJHL)... Finished second on the team in assists and ranked third in scoring while serving as team captain... **2007-08:** Led all New England rookies in scoring and placed fourth overall with 33 points (8+25) in 44 outings for the Huskies... **2006-07:** Appeared in one game with the EJHL's New England Jr. Huskies

PERSONAL

Played hockey, golf and baseball at Merrimack High School ... Earned Merrimack High School Rookie of the Year honors (2005-06) and voted most athletic during his senior season.

CAREER STATISTICS

Regular Season

Playoffs

YEAR	TEAM	LEAGUE	GP	G	A	PTS	PIM	GP	G	A	PTS	PIM
2006-07	New England Jr.	EJHL	1	0	0	0	0	--	--	--	--	--
2007-08	New England Jr.	EJHL	44	8	25	33	29	--	--	--	--	--
2008-09	New England Jr.	EJHL	46	16	23	39	54	--	--	--	--	--
2009-10	Providence College	H-East	33	2	3	5	40	--	--	--	--	--
2010-11	Providence College	H-East	34	5	14	19	36	--	--	--	--	--
2011-12	Providence College	H-East	26	14	7	21	24	--	--	--	--	--
2012-13	Providence College	H-East	38	8	15	23	61	--	--	--	--	--
College Totals			131	29	39	68	161	--	--	--	--	--
Junior Totals			91	24	48	72	83	--	--	--	--	--



[52] Alexander **SULZER** *Defense*



Born: May 30, 1984 in Kaufbeuren, Germany

Height: 6'1" **Weight:** 206

Shoots: Left

How Acquired: Acquired by the Buffalo Sabres along with Cody Hodgson from the Vancouver Canucks in exchange for Zack Kassian and Marc-Andre Gragnani on February 27, 2012.

Drafted: Nashville Predators' third-round selection (92nd overall) in the 2003 NHL Entry Draft.

LAST SEASON

2012-13: Appeared in 17 NHL games with the Buffalo Sabres, scoring three goals and picking up one assist for four points... Missed 29 games (2/26-4/26) with a lower body injury... Scored his first career game-winning goal in his 100th NHL game vs. the New York Islanders on 2/09... The goal was his third of the season, tying his NHL career-high... Began the season with Ingolstadt of the DEL, where he notched 16 points (2+14) and eight PIM in 21 games

CAREER

2011-12: Totaled nine points (3+6) and eight PIM in 27 combined NHL contests between Vancouver and Buffalo... The Sabres were 10-3-2 with a .733 winning percentage when Sulzer played, the best record of any Buffalo player with more than three games played ... Set NHL career-best marks in goals, assists and points in the 15 games he played with the Sabres alone... Recorded eight points (3+5) over 11 game-span (3/12-4/03)... Had a three-game point streak (2+3) from 3/30 to 4/03... Registered a career-high three points (2+1) and his first career multi-goal game vs. Toronto on 4/03... Scored his second career goal and his first goal with the Sabres vs. Colorado on 3/14... Notched his first point with the Sabres (assist) and logged a season-high 23:58 TOI (second-highest of career - 28:18) vs. Montreal on 3/12... Made his Sabres debut against his former team at Vancouver on 3/03... Became the third player in Sabres history to wear jersey number 52, joining Craig Rivet and Dave Andreychuk... Collected his first point as a Canuck with an assist at Tampa Bay on 1/10... Made his season debut with Vancouver against St. Louis on 10/26... Was a healthy scratch for Sabres at Winnipeg (3/5), at San Jose (3/01), at Anaheim (2/29); did not dress at Philadelphia (4/05)... **2010-11:** Played in a career-high 40 NHL games with Nashville and Florida... Finished the season with six points (1+4)... Tabbed his first point as a Panther with an assist at Pittsburgh on 3/27... Skated a season-high 21:00 vs. Montreal on 3/03... Traded to Florida on 2/25 and made his Panthers debut that night at Atlanta... Scored his first career NHL goal in his first multi-point game (1+1) as a member of the Predators at Edmonton on 1/23... Registered his first NHL point with an assist at Chicago on 1/16... Made his Nashville debut vs. Pittsburgh on 10/21... **2009-10:** Recorded two assists in 20 games with Nashville... Registered 30 points (7+23) and was +13 in 36 American Hockey League games with the Milwaukee Admirals... Ranked third among team defensemen in scoring... Tied for second with five power-play goals... Made his professional playoff debut with six points (1+5) in seven playoff games with the Milwaukee... Assisted on three goals in Game 5 at Chicago on 4/21... Recorded his first playoff points with a goal and an assist in Game 3 vs. Chicago on 4/17... Made his AHL postseason debut in Game 1 of Milwaukee's first-round series at Chicago on 4/14... Posted a season-long six-game point streak (2+6) from 12/05 to 1/26... Had a three-game point streak (1+5) from 10/14 to 10/17... Recorded a season-high three assists at Peoria on 10/14... **2008-09:** Skated into two NHL contests over two call-ups with Nashville... Made his NHL debut as a member of the Predators at Montreal on 1/15... Appeared in 48 games for the Milwaukee Admirals, recording pro career-highs in goals (8), assists (26) and points (34)... Finished second in scoring among Admirals defensemen... Tallied four power-play goals and paced all Milwaukee blueliners with a +8 on-ice rating... Recorded two assists 10/18 vs. Rockford and 10/22 at Lake Erie... Was +3 and had an assist vs. Peoria on 10/24... Scored his first goal of the season 11/07 vs. San Antonio to tie the game with :11 seconds left... Notched two assists at Hamilton on 12/04... Recorded three (2+1) at Toronto on 12/06... Registered two assists at Chicago on 12/27... Tallied an assist and the game winning goal in OT on 12/30 vs. Iowa... Posted six-game scoring streak 12/21-12/31... **2007-08:** Made AHL debut for the Milwaukee Admirals, recording 32 points (7+25) in 61 games... Made his AHL debut at Peoria on 10/06... Collected first AHL points with a goal and assist vs. Iowa on 10/19... Posted goals in back-to-back games 10/19-10/21... Recorded a goal and was +3 at Quad City on 12/21... Notched a goal and was +3 at Rockford on 12/31... Had a season-long seven-game assist streak (0+7) from 1/20 to 2/04... Picked up two assists vs. Chicago on 1/05... Scored the game-winning goal with one second left in OT at Iowa on 2/21... **2006-07:** Notched 15 points (4+11) and 82 PIM in 44 games with DEG Metro Stars (DEL)... Added three points (2+1) in nine playoff games... **2005-06:** Ranked third in defensemen scoring with 18 points (3+15) and led Dusseldorf blueliners with three playoff goals... **2004-05:** Put up 11 points on five goals and six assists in 42 appearances with Dusseldorf... **2003-04:** Collected five points (4+1) and 56 PIM in his first season with the Metro Stars... Appeared in four postseason contests... **2002-03:** Recorded one assist and 18 PIM in 18 games as a rookie with the Hamburg Freezeers of the DEL... Piled up 12 PIM in five playoff games with Hamburg... Began the season with his hometown Kaufbeuren ESV of the 2.GBun, collecting eight points (5+3) in 26 games... Became the first German-born player to be drafted by the Nashville Predators ... **2001-02:** Notched 10 points (1+9) and 14 PIM in games for Kaufbeuren... **2000-01:** Amassed nine points on three goals and six assists in 38 games as a rookie for Kaufbeuren... **INTERNATIONAL COMPETITION:** Represented Germany at the 2010 Vancouver Olympic Games; played in four games • Registered two assists in nine games for Germany in the 2010 IIHF World Championships... Played in six games with Germany at the 2007 IIHF World Championships... Registered an assist in five games with Germany at the 2006 Turin Olympic Games... Played three games for Germany at the 2005 IIHF World Championships... Was named the outstanding defenseman at the D1-Group A World Championships in 2004, leading all defensemen and tying for sixth overall in scoring with nine points on two goals and seven assists... Played



[52] Alexander **SULZER** *Defense*

CAREER STATISTICS

Regular Season

Playoffs

YEAR	TEAM	LEAGUE	GP	G	A	PTS	PIM	GP	G	A	PTS	PIM
2000-01	Kaufbeuren	3.GBun	38	3	6	9	20	--	--	--	--	--
	Kaufbeuren Jr.	Ger-Jr.	1	0	2	2	2	--	--	--	--	--
2001-02	Kaufbeuren	3.GBun	19	1	9	10	14	--	--	--	--	--
	Kaufbeuren Jr.	Ger-Jr.	1	0	0	0	4	--	--	--	--	--
2002-03	Kaufbeuren	2.GBun	26	5	3	8	38	1	0	1	1	4
	Hamburg	DEL	18	0	1	1	18	5	0	0	0	12
2003-04	Dusseldorf	DEL	46	4	1	5	56	4	0	0	0	8
2004-05	Dusseldorf	DEL	42	5	6	11	68	--	--	--	--	--
2005-06	Dusseldorf	DEL	48	3	15	18	82	13	3	6	9	22
2006-07	Dusseldorf	DEL	44	4	11	15	82	9	2	1	3	20
2007-08	Milwaukee	AHL	61	7	25	32	47	--	--	--	--	--
2008-09	Nashville	NHL	2	0	0	0	0	--	--	--	--	--
	Milwaukee	AHL	48	8	26	34	36	--	--	--	--	--
2009-10	Nashville	NHL	20	0	2	2	4	--	--	--	--	--
	Milwaukee	AHL	36	7	23	30	8	7	1	5	6	2
2010-11	Nashville	NHL	31	1	3	4	14	--	--	--	--	--
	Florida	NHL	9	0	1	1	0	--	--	--	--	--
2011-12	Vancouver	NHL	12	0	1	1	2	--	--	--	--	--
	Buffalo	NHL	15	3	5	8	6	--	--	--	--	--
2012-13	Ingolstadt	DEL	21	2	14	16	8	--	--	--	--	--
	Buffalo	NHL	17	3	1	4	10	--	--	--	--	--
NHL Totals			106	7	13	20	36	--	--	--	--	--
AHL Totals			145	22	74	96	91	7	1	5	6	2
European Totals			302	25	52	77	296	32	5	8	13	66
Junior Totals			2	0	2	2	6	--	--	--	--	--
Pro Totals			553	54	139	193	423	39	6	13	19	68





[92] Kevin SUNDHER *Center*



Born: January 18, 1992 in Surrey, British Columbia
Height: 6'0" **Weight:** 181 **Shoots:** Left
How Acquired: Buffalo Sabres' third-round selection (75th overall) in the 2010 NHL Entry Draft. Signed a three-year, entry-level NHL contract with Buffalo on December 15, 2011.

LAST SEASON

2012-13: Completed his injury-riddled rookie campaign by scoring 13 points on four goals and nine assists in 38 games with the Amerks... Missed the last 25 games (2/27-4/21) of the season with an injury... Had a five-game point streak (3+2) from 1/18 to 2/02... Netted the game-winner in a 5-3 win at Syracuse on 2/02... Scored his first professional goal against Binghamton on 12/21... Recorded his first professional multi-point game with a pair of assists in Rochester's 7-6 win at Lake Erie on 12/13... Returned to the lineup against Adirondack on 12/07... Missed four games (11/23-12/01) with an injury... Registered his first professional point with an assist at Syracuse on 11/10... Skated 7:23 in his professional debut against Binghamton on 10/16

CAREER

2011-12: Totaled 75 points (26+49), including a career-best 26 goals, in 58 combined WHL appearances with the Victoria Royals and Brandon Wheat Kings... Notched 64 points (22+42) and 51 PIM in 40 games with Victoria before a midseason trade to Brandon... Recorded 11 points on four goals and seven assists in 18 games with the Wheat Kings to close out the regular season... Finished the campaign third in assists, tied for fourth in goals and ranked fourth in overall scoring among Brandon skaters... Collected 26 of his 49 assists on the power-play, good enough for 12th among league leaders... Led the team with 32 power-play points (6+32) while averaging 1.29 points per game... Had a season-long 12-game point streak (4+16) from 12/06 to 1/07, tying for the 13th-longest in the WHL... Same stretch also produced a 10-game assist streak, tying for fifth-best... Notched three points (1+2) in nine postseason contests... Posted a career-high 23 multi-point outings, including a career-best five-point game (4+1) vs. Seattle on 10/29... **2010-11:** Collected a team-high seven points (3+4) in five playoff contests... Completed fourth season with the Chilliwack Bruins (WHL) with career-highs in assists (52) and points (76)... Finished tied for the team lead in assists and third overall in scoring... His 76 points placed him inside the league's top 35 scorers... Recorded 28 of his 52 helpers on the power-play, good enough for sixth in the league... His 52 assists were the 15th best in the WHL... Scored a team-best two shorthanded goals and five on the power-play as part of a 24-goal campaign... Averaged 1.09 points per game... Enjoyed an 11-game point-scoring streak (3+16) from 12/05 to 3/02... Tallied a career-high four point performance (2+2) on 11/26... Contributed multiple-points in 22 contests over the course of the season, including five straight from 10/29 to 11/05... Netted goals in a season-long four straight games from January 2-12... **2009-10:** Added five points (3+2) in six postseason games, good for a tie for second on the club... Finished second on the team in goals (25), power-play goals (nine), assists (36) and points (61) in a career-high 72 games for Chilliwack... Tallied points in 10 straight games from 10/10 to 10/31... Contributed multiple points in two different spans of four and five games over the course of the season... Finished with a career-high 101 penalty minutes and a plus-nine on-ice rating... **2008-09:** Led all Bruins rookies with 39 points (19+20) in 67 games and was the 12th-most productive rookie in the league... Finished second overall on the team in scoring, including seven power-play tallies... **2007-08:** Appeared in six games for Chilliwack, recording one assist

CAREER STATISTICS


Regular Season

Playoffs

YEAR	TEAM	LEAGUE	GP	G	A	PTS	PIM	GP	G	A	PTS	PIM
2007-08	Chilliwack	WHL	6	0	1	1	2	--	--	--	--	--
2008-09	Chilliwack	WHL	67	19	20	39	68	--	--	--	--	--
2009-10	Chilliwack	WHL	72	25	36	61	101	6	3	2	5	4
2010-11	Chilliwack	WHL	70	24	52	76	93	5	3	4	7	6
2011-12	Victoria	WHL	40	22	42	64	51	--	--	--	--	--
	Brandon	WHL	18	4	7	11	12	9	1	2	3	9
2012-13	Rochester	AHL	38	4	9	13	26	--	--	--	--	--
	Amerks/AHL Totals		38	4	9	13	26	--	--	--	--	--
	Junior Totals		273	94	158	252	327	20	7	8	15	19
	Pro Totals		38	4	9	13	26	--	--	--	--	--



[23] Shawn **SZYDLOWSKI** *Right Wing*



Born: August 5, 1990 in St. Clair Shores, Michigan

Height: 6'0" **Weight:** 207

Shoots: Right

How Acquired: Signed a three-year, entry-level NHL contract with the Buffalo Sabres as an undrafted free agent on April 8, 2011.

LAST SEASON

2012-13: Returned to Rochester for the 2013 Calder Cup Playoffs after appearing in seven regular-season games with the Amerks... Registered 26 points (10+16) and 41 PIM in 45 regular-season games with the Forth Worth Brahmas (CHL), ranking 10th on the team in scoring... Added six points (2+4) in seven CHL Playoff appearances, leading all Brahmas skaters in assists and points... Recorded an assist in his professional playoff debut in Game 3 of Fort Worth's first-round series against Quad City on 4/03... Assigned to Forth Worth on 3/30... Missed four games (3/23-3/29) with an injury... Made his season debut at Binghamton on 3/09, earning 7:11 of ice time... Reassigned to Rochester on 3/05... Appeared in his 100th professional game at Arizona on 2/13... Had a four-game point streak (4+5) from 1/25 to 2/01, including back-to-back three-point outings (1+2) and a goal in each game during the stretch... Scored his first goal as a member of the Brahmas as part of a two-point game (1+1) against Allen on 10/27... Made his CHL debut against Allen on 10/26... Reassigned by the Buffalo Sabres (NHL) to the Fort Worth Brahmas on 10/12

CAREER

2011-12: Played the majority of his rookie season in Rochester, recording eight assists and 21 PIM in 53 games with the Amerks... Appeared in six games with the ECHL's Gwinnett Gladiators, scoring one goal and adding two assists... Scored his first professional goal in his first career multi-point game (1+1) at Kalamazoo on 2/18... Missed three games (2/08-2/11) with an injury... Scored the game-winning goal in the fourth round of the shootout to lift Rochester to a 4-3 win at Grand Rapids on 1/21... Collected an assist and was +1 against Hamilton on 1/14... Recorded 10 PIM in two fights in his return to the lineup at Hamilton on 12/11... Missed five games (12/02-12/10) with an illness... Recorded his first professional point with an assist against Grand Rapids on 10/16... Made his pro/AHL debut at Hamilton on 10/08... **2010-11:** Made professional debut with the Portland Pirates (AHL) on 4/08 at Providence... Was a point-per-game player in the 2011 OHL Playoffs, collecting seven points (2+5) in as many games... Had a breakout year with Erie (OHL), capturing career-highs in all offensive categories in goals (41), assists (37), points (78) and games played (66) to finish third on the team in scoring... His 41 goals were the ninth most in the league, 11 of which came on the power-play and four that were shorthanded, a team-best for the second straight season... Averaged 1.18 points per game and had a plus-19 on-ice rating... Had the OHL's eighth best shootout percentage with a .667 efficiency rate (two goals on three attempts)... Recorded 25 points (13+12) during an OHL career-best 14-game point streak (12/31-2/16)... Appeared in 200th career OHL game at Kitchener on 10/11... Participated in the Ottawa Senators Training Camp... **2009-10:** Contributed five points (1+4) in five postseason appearances... Posted his second consecutive 20-goal season en route to finishing the campaign sixth on the team with 48 points (21+27) in 65 games with the Otters... Nine of his 21 goals were on special teams, including five on the power-play and a team-high four shorthanded markers, which were the second most among league leaders... Had the OHL's fifth best shootout percentage with a .667 efficiency rate (two goals on three attempts)... Racked up a personal-best 90 PIM... Had a career-high 11-game point-scoring streak (8+9) end 2/28 vs. Kitchener... Collected his 100th OHL point with a goal on 2/04 at Brampton... Had a three-point night (1+2) on 12/31 at Niagara... Scored the shootout winner on 10/17 vs. Owen Sound... **2008-09:** Scored three goals in five OHL postseason games... Was Erie's fifth most productive forward in the regular season after recording 46 points (23+23) in 61 outings... His six power-play tallies were the second most on the team... Netted his second career hat trick on 1/30 vs. Oshawa... Played his 100th career game on 1/30 vs. Kitchener... Registered his first career hat trick on 11/05 vs. Barrie... **2007-08:** Had a productive rookie season, finishing second among Erie's first-year players with 25 points (6+19) in 66 games with the Otters... Scored his first career OHL goal at Owen Sound on 10/27... Registered his first career OHL assist at Owen Sound on 10/26... Made his Otters/OHL debut at Windsor on 9/21... **INTERNATIONAL COMPETITION:** Represented the United States at the 2007 Ivan Hlinka Memorial Tournament held in August in Slovakia and the Czech Republic



[23] Shawn **SZYDLOWSKI** *Right Wing*

CAREER STATISTICS

Regular Season


Playoffs

YEAR	TEAM	LEAGUE	GP	G	A	PTS	PIM	GP	G	A	PTS	PIM
2007-08	Erie	OHL	66	9	16	25	57	--	--	--	--	--
2008-09	Erie	OHL	61	23	23	46	80	5	3	0	3	14
2009-10	Erie	OHL	65	21	27	48	90	4	1	4	5	2
2010-11	Erie	OHL	66	41	37	78	79	7	2	5	7	14
	Portland	AHL	2	0	0	0	0	--	--	--	--	--
2011-12	Rochester	AHL	53	0	8	8	21	--	--	--	--	--
	Gwinnett	ECHL	6	1	2	3	0	--	--	--	--	--
2012-13	Rochester	AHL	7	0	0	0	4	--	--	--	--	--
	Fort Worth	CHL	45	10	16	26	41	7	2	4	6	12
Amerks Totals			60	0	8	8	25	--	--	--	--	--
AHL Totals			62	0	8	8	25	--	--	--	--	--
ECHL Totals			6	1	2	3	0	--	--	--	--	--
CHL Totals			45	10	16	26	41	7	2	4	6	12
Junior Totals			258	94	103	197	306	16	6	9	15	30
Pro Totals			113	11	26	37	66	7	2	4	6	12





[49] Jamie TARDIF *Right Wing*



Born: January 23, 1985 in Welland, Ontario
Height: 6'0" **Weight:** 205 **Shoots:** Right
How Acquired: Signed a one-year, two-way NHL contract with the Buffalo Sabres as an unrestricted free agent on August 5, 2013.

LAST SEASON

2012-13: Appeared in two NHL contests with the Boston Bruins, recording one shot on goal while averaging 4:55 of ice time per game... Made his NHL debut against his hometown Toronto Maple Leafs on 2/02, earning 5:03 of ice over eight shifts... Completed his second season with the AHL's Providence Bruins, serving as an alternate captain... Scored a team and career-high 30 goals and ranked fourth on the team with 45 points in 62 games... Tied for fifth in the AHL in goals... Finished first on the team and fourth in the league with 13 power-play goals... Third on the team with 184 shots... Ranked third among Providence skaters in postseason scoring with 11 points on seven goals and four assists in 12 playoff appearances... Helped Providence to a franchise-best 50-21-5 record (105 points) as the Bruins captured the Macgregor Kilpatrick trophy as regular season champions and the Emile Francis Trophy as Atlantic Division champions... Represented the host Providence Bruins at the 2013 AHL All-Star Classic... Notched an assist and tallied five shots in the 2013 AHL All-Star Game... Recorded a season-long seven-game goal-scoring streak from 1/25 to 2/16, scoring eight goals over that span... Marked the AHL's second-longest goal-scoring streak in 2012-13... Also chipped in three assists during the impressive stretch... Had a five-game point streak (6+2) from 12/07 to 12/15, including a hat trick against Springfield on 12/14... Began the campaign with a three-game point streak (1+2) from 10/12 to 10/19

CAREER

2011-12: His first season in Providence... Finished fifth on the team in scoring with 30 points (15+15) in 57 games... Tied for second with seven power-play goals... Collected a season-low 28 PIM... Collected five points (3+2) over three games from 2/12 to 2/18, including a season-high three-point outing (2+1) against Hershey on 2/17... Had a three-game goal-scoring streak (4+0) from 11/18 to 11/20... **2010-11:** Appeared in 77 games in fifth season with Grand Rapids, setting career-highs in assists (27) and points (54)... Scored a team-high 27 goals, including 10 on the power-play, and placed tied for third in points... Named Griffins team captain for the second straight season... Finished tied for 17th in the AHL goal-scoring race and ranked ninth with three shorthanded tallies... Paced Grand Rapids and ranked ninth among AHL leaders with 230 shots on goal... Collected 13 multi-point games, including two three-point outings... Tallied 10 points (4+6) through two separate three-game point streaks during a seven-game span, 2/19-3/05... Earned points in three of four games (4+1), 2/09-2/16... Missed three games (1/21-1/26) with an injury... Notched four points (2+2) in four games, 1/13-1/18... Had a four-game point streak (2+4) from 12/11 to 12/17... Tied his career-high with three points (2+1) 11/27 at Chicago, which was the middle game of a three-game point streak (3+2) from 11/26 to 11/28... Posted a three-game goal-scoring streak (4+0) from 10/29 to 11/05... Netted a pair of goals in the Griffins' 4-2 win over Manitoba on 10/30... Finished his career in Grand Rapids ranked fourth in games played (316), fourth in goals (78), eighth in points (154), seventh in power-play goals (22), fifth in shorthanded goals (5) and fourth in shots (832) on the franchise's all-time lists... **2009-10:** Spent his first season as the Griffins' captain... Ranked among the team's leaders with 16 goals (T-5th), 33 points (T-8th), 90 penalty minutes (3rd), six power-play goals (T-3rd) and five power-play assists (T-8th)... Matched his AHL career-highs for assists and PIM... Appeared in his 200th AHL game on 12/31... Netted his second hat trick as a Griffin vs. Abbotsford on 10/25... **2008-09:** Notched 18 points on nine goals and nine assists in 55 games with the Griffins... Missed the final 16 games of the regular season due to injury but returned for the start of the Calder Cup Playoffs... Added two goals and eight PIM in 10 postseason contests... Scored just eight seconds into the Griffins' 3-1 win at Peoria on 12/30, setting franchise records for the fastest goal to start both a game and a period... **2007-08:** His first full season with the Griffins... Appeared in all 80 games for Grand Rapids, setting a career-high and tying for the team lead... Became one of 17 players in franchise history to play in every regular season contest... Established then AHL career-highs and ranked among the Griffins' leaders with 17 goals (4th), 17 assists (T-6th), 34 points (T-6th), 90 penalty minutes (3rd) and 246 shots (2nd), the last of which tied for the fifth-highest single-season total in franchise history... Ranked second on the team and 11th in the AHL with 246 shots... **2006-07:** Made his AHL (with Manitoba) and Grand Rapids debuts... Registered 15 points (9+6) and 18 PIM in 27 games with the Griffins... Also skated in two games for the Iowa Stars (AHL)... Became the third player in Griffins history to score three goals in one period by netting a natural hat trick during the second frame at Syracuse on 3/03... Appeared in two AHL playoff contests for Grand Rapids... Made his professional debut with the ECHL's Toledo Walleye, recording 30 points on 10 goals and 20 assists in just 34 games... Played in the ECHL All-Star Game, scoring a goal for the American Conference in its 6-3 win... **2005-06:** Captained Peterborough to OHL and East Division championships... Led the Petes with 40 goals and placed



[49] Jamie TARDIF *Right Wing*

second with 69 points, both OHL career-highs... Also set a personal-best with 108 PIM and tied another with 29 assists... During the playoffs, he tied for fourth on the team with six goals... **2004-05:** Led Peterborough with 37 goals and ranked third with 65 points... In the postseason, he placed second on the squad with eight goals and fifth with 11 points... **2003-04:** Ranked among the Petes' leaders with 25 goals (2nd), 28 assists (5th) and 53 points (2nd)... **2002-03:** Finished third on Peterborough with 31 goals and 60 points, while his personal-best 29 assists ranked fourth... Ranked among the team's playoff leaders with three goals (T-2nd), four assists (T-3rd) and seven points (3rd)... **2001-02:** Made his major junior debut for Peterborough... His 44 points (22+22) led all Petes rookies and ranked fifth overall on the club, while his 22 goals placed fourth... **INTERNATIONAL COMPETITION:** Won a gold medal with Team Canada at the 2003 World U-18 Championship in Russia, tallying five points (1+4) in seven games

CAREER STATISTICS


Regular Season

Playoffs

YEAR	TEAM	LEAGUE	GP	G	A	PTS	PIM	GP	G	A	PTS	PIM
2001-02	Peterborough	OHL	64	22	22	44	30	6	0	1	1	2
2002-03	Peterborough	OHL	68	31	29	60	32	7	3	4	7	0
2003-04	Peterborough	OHL	64	25	28	53	56	--	--	--	--	--
2004-05	Peterborough	OHL	66	37	28	65	84	14	8	3	11	14
2005-06	Peterborough	OHL	62	40	29	69	108	19	6	6	12	18
2006-07	Manitoba	AHL	1	0	0	0	0	--	--	--	--	--
	Iowa	AHL	2	0	0	0	0	--	--	--	--	--
	Grand Rapids	AHL	27	9	6	15	18	2	0	0	0	0
	Toledo	ECHL	34	10	20	30	37	--	--	--	--	--
2007-08	Grand Rapids	AHL	80	17	17	34	90	--	--	--	--	--
2008-09	Grand Rapids	AHL	55	9	9	18	43	10	2	0	2	8
2009-10	Grand Rapids	AHL	77	16	17	33	90	--	--	--	--	--
2010-11	Grand Rapids	AHL	77	27	27	54	81	--	--	--	--	--
2011-12	Providence	AHL	57	15	15	30	28	--	--	--	--	--
2012-13	Boston	NHL	2	0	0	0	0	--	--	--	--	--
	Providence	AHL	62	30	15	45	48	12	7	4	11	10
	NHL Totals		2	0	0	0	0	--	--	--	--	--
	AHL Totals		438	123	106	229	398	24	9	4	13	18
	ECHL Totals		34	10	20	30	37	--	--	--	--	--
	Junior Totals		324	155	136	291	310	46	17	14	31	34
	Pro Totals		474	133	126	259	435	24	9	4	13	18



[14] Corey TROPP *Right Wing*



Born: July 25, 1989 in Grosse Point Woods, Michigan

Height: 6'0"

Weight: 185

Shoots: Right

How Acquired: Buffalo Sabres' third-round selection (89th overall) in the 2007 NHL Entry Draft.

LAST SEASON

2012-13: Notched four points (2+2) in just six games in an injury-shortened season that saw him return from a serious knee injury sustained during Rochester's Home Opener... Had a three-game point streak (2+2) from 10/12 to 3/30... Recorded an assist in his return to the lineup against Toronto on 3/29... Scored a pair of goals in Rochester's 6-5 shootout win over Syracuse on 10/12 before suffering a knee injury that sidelined him for 72 games (10/13-3/27)

CAREER

2011-12: Earned five NHL recalls to the Buffalo Sabres... Registered eight points (3+5) and 20 PIM in 34 games with the Sabres, the most of any Rochester call-up in 2011-12... Appeared in 27 American Hockey League games with the Amerks, collecting 22 points (9+13) and 46 PIM... Captured a team-high eight PIM while skating in all three postseason contests... Made his Amerks playoff debut in Game 1 of the Western Conference Quarterfinals at Toronto on 4/19... Had a three-game point streak (2+3) from 4/08 to 4/13... Posted back-to-back multi-point outings, scoring a pair of goals against Grand Rapids on 4/10 and assisting on a pair of goals versus Syracuse on 4/13... Assisted on a goal in his 100th AHL game at Adirondack on 4/08... Notched three points (2+1) and was +2 against Hershey on 2/22 to earn first star honors... Collected three assists and was +4 against Texas on 2/10... Registered an assist in his return to the lineup at Toronto on 2/08... Missed 11 games (1/13-2/04) with an injury... Recorded an assist in his first game back with the Amerks at Wilkes-Barre/Scranton on 1/06... Skated in his 100th professional game against Philadelphia on 12/07... Recorded his first NHL assist on Matt Ellis' goal against Ottawa on 11/11... Scored his first NHL goal against Ondrej Pavelec in Buffalo's 6-5 overtime win over the Winnipeg Jets on 11/08... Logged 6:19 of ice time in his NHL debut against the Calgary Flames on 11/04, a 2-1 Buffalo win... Earned his first career NHL recall from the Buffalo Sabres on 11/03... Scored his first two goals of the season, both in the third period, vs. Hamilton on 10/21... Assisted on two goals at Lake Erie on 10/14... Notched his first point as an Amerk with an assist in his Rochester debut at Hamilton on 10/08... **2010-11:** Recorded seven points (2+5) and 12 PIM in 12 Calder Cup Playoff games with Portland (AHL)... Scored his first career AHL playoff goal on 4/14 in Game 1 of the Atlantic Division Semifinals vs. Connecticut... Completed first professional season with 40 points (10+30) in 76 games with the Pirates, the second most among team rookies... Set pro career-highs in goals (10), assists (30), points (40) and penalty minutes (113)... Ranked third on the team in penalty minutes... Finished the regular season tied for the AHL lead in shootout-winning goals with four... Tied Portland's franchise record for quickest goal, scoring unassisted 13 seconds into the game on 3/22 vs. Worcester... Tallied seven points (1+6) during a five-game point streak from 3/08-3/18... Recorded a single-game career-high three assists on 3/12 vs. Providence... Scored a regulation goal and his fourth shootout game-winner of the season on 3/08 vs. Hershey... Had a four-game assist streak (1+5) from 2/06-2/16... Enjoyed a five-game point streak (3+3) from 11/28-12/10... First professional goal scored on a power-play at Charlotte on 11/03... Tallied his first professional point with an assist on 10/16 vs. Springfield... Made his professional debut vs. Manchester on 10/09... **2009-10:** Michigan State University's (CCHA) most explosive and consistent performer... Earned MSU Team MVP and Outstanding Offensive Player honors and was named a Second Team All-CCHA performer, notching 42 points (20+22) in 37 games... His 50 penalty minutes were the second most among Spartans skaters... Spent the season ranked among national leaders in goals, as well as power-play markers (nine) and game-winning tallies (five)... Had his first collegiate hat trick at Maine on 10/16, scoring shorthanded, power play, and even-strength goals in the contest... Named the CCHA Player of the Week for period ending 10/26/09 after scoring two goals and four assists in three games... Netted his second hat trick of the season against Bowling Green on 12/12... Named CCHA Offensive Player of the Week for period ending 12/14/09 after scoring four goals and two assist in two games... **2008-09:** Skated in 21 of 38 games for Michigan State... Scored three goals and added eight assists, good for the third-highest assist total on the squad... Racked up 45 PIM, the third most among MSU skaters... 2007-08: Appeared in all 42 games in his rookie season... Tallied his first collegiate point, an assist, in the home opener against Colgate on 10/19... Had his first collegiate multiple-point outing against Northern Michigan with his first career collegiate goal and an assist... Earned his first career three-point game with a goal and two assists on 2/01 vs. Nebraska-Omaha... Finished the regular season with a two-point night vs. Bowling Green on 2/29, his fourth multi-point effort of the season... **2006-07:** Played in 54 games for the 2007 Clark Cup Champions Sioux Falls Stampede (USHL) and was the league's leading playoff scorer with 13 points (4+9) in eight postseason contests... Finished the season as Sioux Falls' leading scorer with 26 goals and 36 assists for 62 points... Ranked 10th among USHL forwards in goals... Ranked fifth in the USHL overall with 14 power-play tallies... Tied for eighth in the league with four game-winning goals... Earned the Ron Woody Award as the USHL All-Star Game Most Valuable Player... **2005-06:** Recorded 15 points on seven goals and eight assists in 46 games during his rookie campaign with Sioux Falls



[14] Corey TROPP *Right Wing*

CAREER STATISTICS

Regular Season

Playoffs

YEAR	TEAM	LEAGUE	GP	G	A	PTS	PIM	GP	G	A	PTS	PIM
2005-06	Sioux Falls	USHL	46	7	8	15	21	14	2	3	5	8
2006-07	Sioux Falls	USHL	54	26	36	62	76	8	4	9	13	0
2007-08	Michigan State U.	CCHA	42	6	11	17	16	--	--	--	--	--
2008-09	Michigan State U.	CCHA	21	3	8	11	45	--	--	--	--	--
2009-10	Michigan State U.	CCHA	37	20	22	42	50	--	--	--	--	--
2010-11	Portland	AHL	76	10	30	40	113	12	2	5	7	12
2011-12	Buffalo	NHL	34	3	5	8	20	--	--	--	--	--
	Rochester	AHL	27	9	13	22	46	3	0	0	0	8
2012-13	Rochester	AHL	6	2	2	4	7	--	--	--	--	--
Amerks Totals			33	11	15	26	53	3	0	0	0	8
NHL Totals			34	3	5	8	20	--	--	--	--	--
AHL Totals			109	21	45	66	166	15	2	5	7	20
College Totals			100	29	41	70	111	--	--	--	--	--
Junior Totals			100	33	44	77	97	22	6	12	18	8
Pro Totals			143	24	50	74	186	15	2	5	7	20





[22] Phil VARONE *Center*



Born: December 4, 1990 in Vaughan, Ontario
Height: 5'10" **Weight:** 191 **Shoots:** Left
How Acquired: Signed a three-year, entry-level NHL contract with the Buffalo Sabres on March 19, 2012.
Drafted: San Jose Sharks' fifth-round selection (147th overall) in the 2009 NHL Entry Draft.

LAST SEASON

2012-13: Finished tied for sixth on the team in scoring with 35 points (11+24) in 62 games with the Amerks... His second straight 11-goal season... Named the winner of the Fairand/O'Neill Sportsmanship Award as voted by the team's Off-Ice Officials... Scored four power-play goals and led the AHL with four shorthanded assists... Closed out the regular season with four points (2+2) in a two-game sweep of Hamilton on 4/20 and 4/21... Returned to the lineup against Toronto on 4/19... Missed 11 games (3/23-4/14) with an injury... Had a three-game point streak (1+2) from 3/02 to 3/08... Scored the game-winning goal with 10 seconds left in overtime at Syracuse on 3/02... Assisted on a pair of goals at Hamilton on 2/22... Collected a single-game career-best four points (2+2), including two unassisted goals as well as the game-winner, in a 4-1 win at Lake Erie on 2/12... Had a three-game point streak (1+3) from 1/18 to 1/25... Registered two points (1+1) and finished +2 against Syracuse on 1/18 to earn third star honors... Skated in his 100th professional game against Binghamton on 12/21... Had a four-game point streak (1+3) from 12/11 to 12/19... Returned to the lineup at Hamilton on 11/14... Missed two games (11/09-11/10) with an injury... Scored his first goal of the season against Grand Rapids on 10/19... Recorded an assist in his season debut against Syracuse on 10/12

CAREER

2011-12: Had a breakout rookie season with Rochester, leading the Amerks with 41 assists and 52 points while appearing in all 76 games... Scored 11 goals, including three on the man-advantage... Was one of just four AHL rookies to pace his team in scoring and ranked 10th overall among all first-year skaters... Finished the campaign tied for 12th in the league in assists with 41, which also led all AHL freshmen... Placed third on the team with nine power-play points, including a team-best nine assists... Was second among all Rochester skaters with a +17 on-ice rating... Took the fifth-most shots on goal with 120... Led the Amerks with four shorthanded points (2+2) and finished second among AHL rookies in that category... Ranked second among league rookies with a .750 shootout percentage, scoring three goals on four attempts... Also finished tied for first among AHL freshmen with two shootout game-winning tallies... Recorded an impressive 46 points in the last 53 games of the regular season to rank fourth in the AHL in scoring during that span and was held scoreless just 13 times over the last 34 contests... Tied for the team lead in postseason scoring with three points (2+1)... Recorded two points (1+1) in his pro playoff debut in Game 1 of the Western Conference Quarterfinals at Toronto on 4/19... Named the Amerks' Most Improved Player as voted by his teammates and this year's recipient of the Scoring Champion Award... Had a four-game point streak (2+3) from 4/04 to 4/10... Snapped a four-game scoreless drought with two assists at Abbotsford on 4/04... Had a three-game point streak (1+3) from 3/21 to 3/24... Collected two assists at Syracuse on 3/16... Had a four-game assist streak (0+7) from 2/25 to 3/04... Assisted on all three regulation goals in Rochester's 4-3 shootout win over Lake Erie on 2/25 to earn second star honors... Had a four-game point streak (1+5) from 2/17 to 2/22... Notched the first three-point game of his career with three assists and was +2 against Lake Erie on 2/17 to earn second star honors... Had a three-game point streak (2+1) from 2/02 to 2/04... Scored his first career shorthanded goal against Abbotsford on 2/02... Assisted on two goals and was +2 against Hamilton on 1/14... Had a seven-game point streak (4+5) from 12/21 to 1/08... Scored two goals for his first multi-goal game at Binghamton on 1/07 to earn first star honors... Collected a pair of assists and was +3 at Oklahoma City on 12/28... Scored his first pro goal against former Amerk Jacob Markstrom in a 3-2 OT loss at San Antonio on 12/16... Registered his first pro multi-point game with two assists at Adirondack on 12/10... Recorded his first professional point with an assist against Grand Rapids on 10/16... Made his pro/AHL debut at Hamilton on 10/08... **2010-11:** Led the Erie Otters (OHL) in postseason scoring with a team-high 10 assists and 13 points... Recorded career-highs in goals (34), assists (48) and points (82) in 59 combined OHL games with London and Erie... Finished the regular season third on the team in scoring while averaging 1.39 points per game and earning a career-best plus-21 rating... Scored six of his 34 goals on the power-play while leading Erie with three shorthanded tallies... Named the Otters' Most Valuable Player at the Otters Summer Awards Banquet... Scored his first career hat trick on 11/27 vs. Kitchener... Made his Otters debut on 10/27 vs. Plymouth and notched two assists... Acquired from the London Knights in exchange for Windsor's third round pick in the 2011 OHL Priority Selection and Erie's second round pick in the 2012 Priority Selection on 10/26... **2009-10:** Was a point-per-game player for the London Knights (OHL), scoring nine goals and adding 22 assists for 31 points in 31 games... Collected his 100th career OHL assist vs. Guelph on 12/12... Selected in the fifth round (147th overall) by



[22] Phil VARONE *Center*

San Jose in the 2009 NHL Entry Draft... Four of his nine goals were scored on the power-play... **2008-09:** Scored a team-high 10 goals and finished third among Knights skaters in postseason scoring with 19 points in 14 playoff appearances... Registered 52 points on 19 goals and 33 assists in 58 regular season games with London... Scored a career-best eight power-play markers... Picked up his 100th career OHL point with an assist at Kingston on 1/30... Played in his 100th career OHL game at Mississauga on 11/09... **2007-08:** Tallied two points (1+1) in five postseason outings for London during the 2008 OHL Playoffs... Split the season between Kitchener and London, collecting 61 points (15+46) and 26 PIM in 67 total games... Finished fourth on the team and fifth among league rookies in overall scoring... Traded to the London Knights with Steve Tarasuk, along with the second, third and fourth round draft picks in the 2011 OHL Priority Selection and a second round pick in the 2012 OHL Priority Selection from the Kitchener Rangers in exchange for Steve Mason on 1/04... **2006-07:** Played just 13 games for the Kitchener Rangers (OHL), scoring one goal and notching three assists for four points... Scored his first career OHL goal vs. Erie on 12/08... Accumulated his first OHL point, an assist, at Erie on 11/25... Made his OHL debut vs. Windsor on 10/06... Originally taken by the Kitchener Rangers in the fourth round (78th overall) in the 2006 OHL Priority Selection.

PERSONAL

Skated alongside Shawn Szydlowski during the 2010-11 campaign in Erie

CAREER STATISTICS

Regular Season

Playoffs


YEAR	TEAM	LEAGUE	GP	G	A	PTS	PIM	GP	G	A	PTS	PIM
2006-07	Kitchener	OHL	13	1	3	4	2	--	--	--	--	--
2007-08	Kitchener	OHL	36	5	20	25	12	--	--	--	--	--
	London	OHL	31	10	26	36	14	5	1	1	2	7
2008-09	London	OHL	58	19	33	52	32	14	10	9	19	19
2009-10	London	OHL	31	9	22	31	17	--	--	--	--	--
2010-11	London	OHL	4	1	0	1	2	--	--	--	--	--
	Erie	OHL	55	33	48	81	30	7	3	10	13	4
2011-12	Rochester	AHL	76	11	41	52	42	3	2	1	3	0
2012-13	Rochester	AHL	62	11	24	35	42	3	0	0	0	2
Amerks/AHL Totals			138	22	65	87	84	6	2	1	3	2
Junior Totals			228	78	152	230	109	26	14	20	34	30
Pro Totals			138	22	65	87	84	6	2	1	3	2





[12] Mike ZIGOMANIS *Center*

ALTERNATE CAPTAIN



Born: January 17, 1981 in North York, Ontario

Height: 6'0" **Weight:** 200

Shoots: Right

How Acquired: Signed a one-year American Hockey League contract with the Rochester Americans on July 10, 2013.

Drafted: Buffalo Sabres' second-round selection (64th overall) in 1999 NHL Entry Draft. Carolina Hurricane's second-round selection (46th overall) in 2001 NHL Entry Draft.

LAST SEASON

2012-13: Completed his third full season with the AHL's Toronto Marlies... Tied for first on the team with 28 assists and finished fourth with 35 points while scoring seven goals... His 117 shots on goal ranked third among Toronto skaters... Contributed a team-high nine points (2+7) and eight PIM in nine Calder Cup playoff contests, helping the Marlies advance to the second round for the second straight year... Named the AHL's winner of the Yanick Dupré Memorial Award for his outstanding dedication and service to the Toronto community... Notched two points (1+1) and was +3 at Rochester on 4/19 to close out the regular season... Recorded a season-high three assists at Rochester on 3/29... Had a three-game point streak (1+2) from 10/20 to 10/26... Opened the campaign with an assist vs. Rochester on 10/13

CAREER

2011-12: Captured a career-high 61 points on 19 goals and 42 assists in 68 games with the Marlies... Paced the Toronto offense in assists and points and ranked fourth in goals to finish tied for 14th in the AHL scoring race... Ranked 10th in assists and placed tied for 14th in the league with 19 power-play helpers... Led the Marlies with three shorthanded tallies and six game-winning goals, good for fifth and ninth in the AHL, respectively... His overtime game-winners led the AHL... Played in 13 playoff games with Toronto, notching six points with four goals and two assists... Helped the Marlies to a Western Conference Championship and a trip to the Calder Cup Finals, where Toronto was swept 4-0 by the eventual champion Norfolk Admirals... Scored the series-clinching-goal in overtime and was named the game's first star vs. Abbotsford on 5/09... Registered a point in each game of Toronto's opening round series against Rochester, including goals in Games 1 and 2... Made his Toronto playoff debut in Game 1 vs. Rochester on 4/19... Posted another five-game point streak (2+6) from 3/09 to 3/18... Registered a season-high three assists against Milwaukee on 3/17... Recorded a team-high 18 multi-point outings on the season... Scored a pair of goals vs. Oklahoma City on 1/06... Had a five-game point streak (1+5) from 11/19 to 12/04... Opened the campaign with a season-long seven-game point streak (2+8) from 10/08 to 10/26... **2010-11:** Skated in eight NHL contests with the Toronto Maple Leafs, earning one assist... Registered 47 points (14+33) in 64 AHL contests with the Marlies, finishing first on the team in assists and points... Tied for fifth in goals, including six on the power-play... Ranked second with 146 shots on goal while averaging .73 points per game... Recorded 11 multi-point games, ranking first (tie) on the team... Enjoyed a three-game goal-scoring streak (3+1) from 3/08 to 3/12... Had a four-game point streak (3+5) from 11/06 to 11/11, a stretch that also featured three straight multi-point games... Had a three-game assist streak (2+3) from 1/09 to 1/16... Assisted on three goals at Peoria on 12/21... Scored his first goal as a Marlie in a three-point game (1+2) at Oklahoma City on 11/07... Collected an assist in his season debut for the Marlies at San Antonio on 11/03... Posted first point as a Maple Leaf with an assist at Pittsburgh on 10/13... Earned 12:14 of ice time and notched three shots over 18 shifts against Ottawa on 10/09... Began the season with the big club, making his Leafs debut and winning 100% of his face-offs vs. Montreal on 10/07... **2009-10:** Opened the campaign by recording 13 assists in seven games with the Marlies... Had a six-game assist streak (0+13) from 10/20 to 11/06 and strung together five multi-point outings over a six-game stretch... Matched his season-high with three helpers vs. Wilkes-Barre/Scranton on 11/01... Collected three assists in his Marlies debut at Abbotsford on 10/20... Finished the season with Djurgardens IF of the SEL, notching 11 points (4+7) and 12 PIM in 27 games... Racked up eight PIM in five SEL postseason appearances for Djurgardens IF... **2008-09:** Helped the Pittsburgh Penguins claim the Stanley Cup after posting six points (2+4) and 27 PIM in 22 games during the regular season... Scored one goal with 15 PIM and logged a season-high 17:24 over 22 shifts vs. Vancouver on 11/22... Assisted on a pair of goals at the New York Islanders on 11/08... Scored his first goal as a Penguin vs. Philadelphia on 10/14... Made his Penguins debut against New Jersey on 10/08, seeing 11:13 of ice time... **2007-08:** Scored two goals and added one assist in 33 NHL games with the Phoenix Coyotes... Appeared in 27 games for the AHL's San Antonio Rampage, recording 25 points on 10 goals and 15 assists... Averaged .93 points per game and was +9 with the Rampage... Contributed five assists and 10 PIM in seven Calder Cup Playoff appearances with San Antonio... Made his Rampage playoff debut in Game 1 of San Antonio's first-round series against Toronto, earning two assists... Closed out the regular season with six points (4+2) over the final five games, including a goal in each of his last three outings... Posted a three-game point streak (1+6) from 3/23 to 3/29... Had a season-long seven-game point streak (4+5) from 2/29 to 3/20... Scored his first goal as a member of the Rampage at Lake Erie on 2/01... Notched two assists in his San Antonio debut at Lake Erie on 1/31... Registered one assist and won 81.8% of his face-offs against Toronto on 11/24... Netted second goal of



[12] Mike ZIGOMANIS *Center*

the season at St. Louis on 10/30... Scored a goal and was +1 vs. Edmonton on 10/18... Skated 15:28 and tabbed three shots vs. Boston on 10/06... **2006-07:** Played the entire season in Phoenix, capturing NHL career-highs with 14 goals, nine assists and 23 points in 75 games for the Coyotes... Had a four-game point streak (2+3) from 2/13 to 2/19... Skated a season-high 20:41 and won 50.0% off his face-offs over 29 shifts at Nashville on 2/19... Scored a goal and added an assist at Tampa Bay on 2/13... Took a game-high six shots against Minnesota on 2/03... Notched a season-high three points (2+1) and five shots vs. Los Angeles on 11/30... Recorded his first assist with the Coyotes vs. Minnesota on 11/14... Scored his first goal as a Coyote at St. Louis on 10/17... Made his Coyotes debut against the New York Islanders, skating 12:44 and earning 16 shifts... **2005-06:** Amassed one goal and four PIM in 23 combined NHL appearances with the Carolina Hurricanes and St. Louis Blues... Scored one goal in 21 games with Carolina before a midseason trade to St. Louis... Played in two games with the Blues... Totaled 41 points (16+25) and 35 PIM in 39 AHL games between the Lowell Lock Monsters and Peoria Rivermen... Appeared in four postseason contests with the Rivermen, collecting six points (2+4) and six PIM... Picked up three points (2+1) and was credited with seven shots in his playoff debut for Peoria in Game 1 at Houston on 4/21... Ended the regular season with 11 points (6+5) over Peoria's final six games, including a season-best five-point outing (3+2) at Omaha on 4/08... Posted a three-game assist streak (0+5) from 3/04 to 3/07, including a three-assist game at Omaha on 3/05... Had a three-game point streak (2+3) for the Rivermen from 2/24 to 3/01... Potted a pair of goals and added an assist vs. Chicago on 2/26... Notched his first two points with the Rivermen with two assists vs. Iowa on 2/12... Made Peoria debut vs. Syracuse on 2/07... Made his Blues debut at Detroit on 2/01, skating 6:52 and recording one shot... Posted a five-game point streak (2+4) with Lowell from 1/06 to 1/14... Netted lone NHL goal at Buffalo on 11/09... Made season debut for Carolina at Tampa Bay on 10/05... **2004-05:** Spent the entire campaign with the AHL's Lowell Lock Monsters... Scored a career-high 29 goals and chipped in 31 assists for 60 points in 76 games for Lowell... Finished second on the team in goals and ranked fourth in assists and points... Piloted Lowell to a third-place finish in the Atlantic Division... Led the Lock Monsters in postseason scoring with 11 points (4+7) in 11 playoff games and was the only Lowell player to perform at a point-per-game during the Calder Cup Playoffs, helping Lowell reach the second round... **2003-04:** Recorded three assists and two PIM in 17 NHL games with Carolina... Paced AHL Lowell in scoring with a team-high 52 points (17+35) in 61 games... Finished tied for second with 17 goals while his 35 assists were also a team-best... Represented Lowell at the 2004 AHL All-Star Game... Collected an assist and skated a season-high 14:35 at Pittsburgh on 3/19... Recorded two shots in his season debut for Carolina at Colorado on 2/03... **2002-03:** Notched three points on two goals and one assist in 19 NHL games for Carolina... Ranked third in scoring among Lowell skaters with 31 points (13+18) despite appearing in just 38 AHL contests... Recorded his first NHL assist and multi-point game with two points (1+1) at Pittsburgh on 4/02... Earned a season-high 22 shifts and 17:20 of ice time at Atlanta on 3/26... Scored his first-career NHL goal on the power-play in his first-career NHL game at Phoenix on 2/26... Finished the game with 10:44 of ice time, winning 83.3% of his face-offs in his NHL debut... **2001-02:** Enjoyed a breakout rookie campaign that saw him tally 48 points (18+30) and 24 PIM while appearing in all but one game with Lowell... Led all Lock Monsters rookies in scoring and finished third overall... Added two points (1+1) and two PIM in five Calder Cup Playoff appearances for Lowell... **2000-01:** Completed his junior career by leading the Kingston Frontenacs (OHL) in goals (40) and points (77) and ranking third on the team in assists (33) in 52 games... Posted his second straight 40-goal season and was the only Frontenac to reach the mark in back-to-back seasons... Finished eighth in the league in goals and 18th in the OHL in scoring... Finished first on the team and tied for 12th in the league with three shorthanded tallies... His three shorthanded assists placed fifth among OHL leaders... Paced the OHL with two overtime game-winning goals... Scored six power-play goals and finished third with a +21 on-ice rating... Led the Frontenacs with 25 multi-point games, including seven consecutive outings between 11/19 and 12/10, recording 23 points (10+13) over that span... Tallied a 10-game point streak (8+11) from 1/20 to 2/16... Matched his season-high with four points (1+3) against Brampton on 2/03... Scored one goal and added three assists vs. Ottawa on 12/02... Notched a season-high four points (2+2) at Sudbury on 11/14... Had an eight-game goal-scoring streak from 11/10 to 11/25, scoring 11 goals and 19 points... Tied for the OHL's third-longest streak of the season... **1999-00:** Named the recipient of the William Hanley Trophy as the OHL's Most Gentlemanly Player after pacing Kingston with 40 goals and 94 points in 59 games... Ranked second on the team with 54 assists and finished fifth in the OHL scoring race... Tied for eighth in the league in goals and seventh in assists... Recorded a team-high 34 points on the power-play with 13 goals and 21 assists, good enough for 12th and 16th in the OHL, respectively... Contributed three shorthanded goals and averaged a team-best 1.59 points per game... Had a team-best 29 multi-point games... Registered four assists in five OHL postseason appearances for Kingston... Compiled a nine-game point streak (10+8) from 1/28 to 2/18, scoring a goal in each of the first six games during the stretch... Strung together four straight multi-point games of at least three points or more between 11/12 and 11/19, picking up 17 points (7+10) over that span... Collected a single game-high six points (1+5) vs. Plymouth on 11/19... Scored two goals and one assist in his season debut at Toronto on 9/26... **1998-99:** Ranked second among Kingston skaters with 85 points (29+65)... Led the Frontenacs with 56 assists and finished fifth with 29 goals in 67 appearances... Placed 15th in the OHL in assists... Scored one goal with seven assists for eight points in five playoff contests... Accounted for a team-high 27 multi-point games, including eight straight between 10/24 and 11/20, notching 19 points (5+14) over that span... Assisted on four goals at Brampton on 2/28... Posted a six-game point streak (5+10) from 11/01 to 11/14... Notched second hat trick at Belleville on 9/30... Opened the campaign with a five-point outing (2+3) vs. Mississauga on 9/25... **1997-98:** Finished third among OHL rookies in scoring with 74 points (23+51) in 62 games with Kingston... Led all Frontenacs freshmen in goals, assists and points and ranked sixth overall... Tied for 13th in the league with



[12] Mike ZIGOMANIS *Center*

51 assists... Notched 22 of his 51 helpers on the power-play, good 11th in the OHL in that category... Netted nine power-play goals and placed second on Kingston with a +23 on-ice rating... Posted 19 multi-point games... Recorded seven points (1+6) in 12 playoff games, tying for seventh in postseason scoring... Netted first playoff goal in Game 7 of Kingston's first-round series vs. Oshawa on 3/26... Collected first playoff point with an assist in Game 5 vs. Oshawa on 3/24... Made his OHL postseason debut in Game 1 of Kingston's first-round series against Oshawa on 3/15... Had a three-game goal-scoring streak (3+2) from 2/24 to 2/28... Scored his first-career hat trick as part of a four-point game (3+1) vs. Owen Sound 1/16... Scored a pair of goals and added three assists at Toronto on 11/23... Opened his rookie campaign with a five-game point streak (1+13) from 9/17 to 9/26... Registered five assists at Oshawa on 9/21... Scored his first goal, recorded his first assist and collected his first-career multi-point game in his OHL debut against Oshawa on 9/17... **1996-97:** Tallied seven points (2+5) and two PIM in eight games with the Wexford Raiders of the MetJHL... **INTERNATIONAL COMPETITION:** Won a bronze medal with Team Canada at the 2001 IIHF World Junior Championship, collecting four points (2+2) in seven international contests

CAREER STATISTICS

Regular Season

Playoffs

YEAR	TEAM	LEAGUE	GP	G	A	PTS	PIM	GP	G	A	PTS	PIM
1996-97	Wexford	MetJHL	8	2	5	7	2	--	--	--	--	--
1997-98	Kingston	OHL	62	23	51	74	30	12	1	6	7	2
1998-99	Kingston	OHL	67	29	56	85	36	5	1	7	8	2
1999-00	Kingston	OHL	59	40	54	94	49	5	0	4	4	0
2000-01	Kingston	OHL	52	40	37	77	44	--	--	--	--	--
2001-02	Lowell	AHL	79	18	30	48	24	5	1	1	2	2
2002-03	Carolina	NHL	19	2	1	3	0	--	--	--	--	--
	Lowell	AHL	38	13	18	31	19	--	--	--	--	--
2003-04	Carolina	NHL	17	0	3	3	2	--	--	--	--	--
	Lowell	AHL	61	17	35	52	56	--	--	--	--	--
2004-05	Lowell	AHL	76	29	31	60	71	11	4	7	11	8
2005-06	St. Louis	NHL	2	0	0	0	0	--	--	--	--	--
	Lowell	AHL	11	6	7	13	19	--	--	--	--	--
	Peoria	AHL	28	10	18	28	16	4	2	4	6	6
2006-07	Phoenix	NHL	75	14	9	23	46	--	--	--	--	--
2007-08	Phoenix	NHL	33	2	1	3	6	--	--	--	--	--
	San Antonio	AHL	27	10	15	25	14	7	0	5	5	10
2008-09	Pittsburgh	NHL	22	2	4	6	27	--	--	--	--	--
2009-10	Djurgardens IF	SEL	27	4	7	11	12	5	0	0	0	8
	Toronto	AHL	7	0	13	13	0	--	--	--	--	--
2010-11	Toronto	NHL	8	0	1	1	4	--	--	--	--	--
	Toronto	AHL	64	14	33	47	66	--	--	--	--	--
2011-12	Toronto	AHL	68	19	42	61	52	13	4	2	6	10
2012-13	Toronto	AHL	65	7	28	35	42	9	2	7	9	8
	NHL Totals		197	21	19	40	89	--	--	--	--	--
	AHL Totals		524	143	270	413	379	49	13	26	39	44
	European Totals		27	4	7	11	12	5	0	0	0	8
	Junior Totals		248	134	203	337	161	22	2	17	19	4
	Pro Totals		748	168	296	464	480	54	13	26	39	52



AHL Affiliate of
the Buffalo Sabres



2013 ROCHESTER AMERICANS 2014

SEASON REVIEW



Award Winners

Trophy	Winner
Dudley (Red) Garrett Memorial Award (Outstanding Rookie)	Tyler Toffoli, Manchester
Les Cunningham Award (Regular Season MVP)	Tyler Johnson, Syracuse
Aldege "Baz" Bastien Memorial Award (Outstanding Goaltender)	Niklas Svedberg, Providence
Eddie Shore Award (Outstanding Defenseman)	Justin Schultz, Oklahoma City
Willie Marshall Award (Leading Goal Scorer)	Tyler Johnson, Syracuse
John D. Sollenberger Trophy (Leading Scorer – Regular Season)	Brandon Pirri, Rockford
Harry "Hap" Holmes Award (Team Goaltending)	Jeff Zatkoff, Brad Thiessen, Wilkes-Barre/Scranton
Yanick Dupre Memorial Award (AHL Man of the Year)	Mike Zigomanis, Toronto
Fred T. Hunt Memorial Award (Sportsmanship, Determination and Dedication to Hockey)	Brandon Davidson, Oklahoma City
Louis A. R. Pieri Memorial Award (Coach of the Year)	Willie Desjardins, Texas
Jack A. Butterfield Trophy (Playoff MVP)	Tomas Tatar, Grand Rapids
James H. Ellery Awards (Outstanding Media)	Print – The Telegram of St. John's, Newfoundland Don Stevens, Rochester TV – Sportsnet
Radio	Jeff Barrett, Wilkes-Barre/Scranton Penguins
Thomas Ebright Award (Outstanding Contributions to the AHL)	Mike Gordon, Chicago Wolves
James C. Hendy Award (Outstanding AHL Executive)	Bob Goodman
Michael Condon Memorial Award (Outstanding contributions by an on-ice official)	Rob Mullenwey, St. John's IceCaps
Ken McKenzie Award (Outstanding Executive – PR & Marketing)	Toronto Marlies; Tyler Johnson, Syracuse Crunch
President's Awards	

Team Awards

Trophy	Winner
Calder Cup (Playoff Champion)	Grand Rapids Griffins
Richard F. Canning Trophy (Eastern Conference Playoff Champion)	Syracuse Crunch
Robert W. Clarke Trophy (Western Conference Playoff Champion)	Grand Rapids Griffins
MacGregor Kilpatrick Trophy (Regular Season Points Champion)	Providence Bruins
Frank S. Mathers Trophy (Eastern Conference Regular Season Champion)	Providence Bruins
Norman R. (Bud) Poile Trophy (Western Conference Regular Season Champion)	Texas Stars
Emile Francis Trophy (Atlantic Division Champion)	Providence Bruins
F.G. (Teddy) Oke Trophy (East Division Champion)	Syracuse Crunch
Sam Pollock Trophy (North Division Champion)	Toronto Marlies
John D. Chick Trophy (West Division Champion)	Texas Stars

AHL First All-Star Team

Pos	Player	Team
G	Niklas Svedberg	Providence
D	Justin Schultz	Oklahoma City
D	Sami Vatanen	Norfolk
LW	Jonathan Audy-Marchessault	Springfield
C	Tyler Johnson	Syracuse
RW	Gustav Nyquist	Grand Rapids

AHL Second All-Star Team

Pos	Player	Team
G	Curtis McElhinney	Springfield
D	Mark Barberio	Syracuse
D	Adam Clendening	Rockford
LW	Matt Fraser	Texas
C	Jeff Taffe	Hershey
RW	Brett Connolly	Syracuse

AHL Rookie All-Star Team

Pos	Player	Team
G	Niklas Svedberg	Providence
D	Justin Schultz	Oklahoma City
D	Sami Vatanen	Norfolk
F	Ryan Spooner	Providence
F	Tyler Toffoli	Manchester
F	Jason Zucker	Houston

FINAL REGULAR SEASON STANDINGS



DIVISIONAL BREAKDOWN

Eastern Conference Atlantic Division

ATLANTIC	GP	W	L	OTL	SOL	PTS	PCT	GF	GA	PIM	Home	Road	Last 10
y Providence	76	50	21	0	5	105	0.691	222	183	1246	26-9-0-3	24-12-0-2	10-5
x Portland	76	41	30	3	2	87	0.572	230	233	1567	24-11-2-1	17-19-1-1	5-2
x Manchester	76	37	32	3	4	81	0.533	219	209	1022	19-14-2-3	18-18-1-1	2-4
Worcester	76	31	34	4	7	73	0.480	191	228	1533	13-17-4-4	18-17-0-3	6-7
St. John's	76	32	36	3	5	72	0.474	195	237	1241	13-19-3-3	19-17-0-2	2-5

Eastern Conference Northeast Division

NORTHEAST	GP	W	L	OTL	SOL	PTS	PCT	GF	GA	PIM	Home	Road	Last 10
y Springfield	76	45	22	5	4	99	0.651	235	186	1248	24-10-1-3	21-12-4-1	5-4
Connecticut	76	35	32	6	3	79	0.520	213	222	1314	20-14-2-2	15-18-4-1	2-3
Bridgeport	76	32	32	7	5	76	0.500	218	242	1694	19-11-4-4	13-21-3-1	2-5
Albany	76	31	32	1	12	75	0.493	193	225	1163	14-16-0-8	17-16-1-4	3-12
Adirondack	76	31	38	3	4	69	0.454	187	223	1472	18-17-1-2	13-21-2-2	5-4

Eastern Conference East Division

EAST	GP	W	L	OTL	SOL	PTS	PCT	GF	GA	PIM	Home	Road	Last 10
y Syracuse	76	43	22	6	5	97	0.638	247	201	1612	19-12-4-3	24-10-2-2	4-5
x Binghamton	76	44	24	1	7	96	0.632	227	188	1409	25-9-1-3	19-15-0-4	4-7
x W-B/Scranton	76	42	30	2	2	88	0.579	185	178	1590	19-15-2-2	23-15-0-0	7-2
x Hershey	76	36	31	3	6	81	0.533	204	196	1062	18-15-3-2	18-16-0-4	4-6
Norfolk	76	37	34	4	1	79	0.520	188	207	1483	22-13-3-0	15-21-1-1	7-1

Western Conference North Division

NORTH	GP	W	L	OTL	SOL	PTS	PCT	GF	GA	PIM	Home	Road	Last 10
y Toronto	76	43	23	3	7	96	0.632	237	199	1194	26-8-1-3	17-15-2-4	4-7
x Rochester	76	43	29	3	1	90	0.592	234	209	1093	22-15-0-1	21-14-3-0	10-1
Lake Erie	76	35	31	3	7	80	0.526	211	220	1400	16-16-2-4	19-15-1-3	6-7
Abbotsford	76	34	32	4	6	78	0.513	171	198	1070	23-12-2-1	11-20-2-5	7-6
Hamilton	76	29	41	1	5	64	0.421	159	228	1447	18-17-1-2	11-24-0-3	3-5

Western Conference Midwest Division

MIDWEST	GP	W	L	OTL	SOL	PTS	PCT	GF	GA	PIM	Home	Road	Last 10
y Grand Rapids	76	42	26	4	4	92	0.605	234	205	1219	21-12-3-2	21-14-1-2	5-4
x Milwaukee	76	41	28	4	3	89	0.586	197	200	1013	21-12-3-2	20-16-1-1	3-3
Rockford	76	42	31	2	1	87	0.572	246	225	1716	21-17-0-0	21-14-2-1	5-1
Chicago	76	37	30	5	4	83	0.546	204	207	1090	20-12-2-4	17-18-3-0	6-4
Peoria	76	33	35	5	3	74	0.487	183	218	1014	20-13-2-3	13-22-3-0	6-3

Western Conference South Division

WEST	GP	W	L	OTL	SOL	PTS	PCT	GF	GA	PIM	Home	Road	Last 10
y Texas	76	43	22	5	6	97	0.638	235	201	923	18-13-2-5	25-9-3-1	6-6
x Charlotte	76	42	26	4	4	92	0.605	226	202	914	19-16-2-1	23-10-2-3	3-4
x Oklahoma City	76	40	25	2	9	91	0.599	240	228	1091	22-11-2-3	18-14-0-6	4-9
x Houston	76	40	26	5	5	90	0.592	212	199	1005	21-11-3-3	19-15-2-2	5-5
San Antonio	76	29	38	2	7	67	0.441	195	241	1163	16-17-0-5	13-21-2-2	3-7

x = Teams who have clinched a playoff spot

y = Teams who have clinched the division title



CONFERENCE BREAKDOWN

Eastern Conference													
TEAM	GP	W	L	OTL	SOL	PTS	PCT	GF	GA	PIM	Home	Road	S/O
1. *y Providence	76	50	21	0	5	105	0.691	222	183	1246	26-9-0-3	24-12-0-2	10-5
2. *y Springfield	76	45	22	5	4	99	0.651	235	186	1248	24-10-1-3	21-12-4-1	5-4
3. *y Syracuse	76	43	22	6	5	97	0.638	247	201	1612	19-12-4-3	24-10-2-2	4-5
4. x Binghamton	76	44	24	1	7	96	0.632	227	188	1409	25-9-1-3	19-15-0-4	4-7
5. x W-B/Scranton	76	42	30	2	2	88	0.579	185	178	1590	19-15-2-2	23-15-0-0	7-2
6. x Portland	76	41	30	3	2	87	0.572	230	233	1567	24-11-2-1	17-19-1-1	5-2
7. x Manchester	76	37	32	3	4	81	0.533	219	209	1022	19-14-2-3	18-18-1-1	2-4
8. x Hershey	76	36	31	3	6	81	0.533	204	196	1062	18-15-3-2	18-16-0-4	4-6
9. Connecticut	76	35	32	6	3	79	0.520	213	222	1314	20-14-2-2	15-18-4-1	2-3
10. Norfolk	76	37	34	4	1	79	0.520	188	207	1483	22-13-3-0	15-21-1-1	7-1
11. Bridgeport	76	32	32	7	5	76	0.500	218	242	1694	19-11-4-4	13-21-3-1	2-5
12. Albany	76	31	32	1	12	75	0.493	193	225	1163	14-16-0-8	17-16-1-4	3-12
13. Worcester	76	31	34	4	7	73	0.480	191	228	1533	13-17-4-4	18-17-0-3	6-7
14. St. John's	76	32	36	3	5	72	0.474	195	237	1241	13-19-3-3	19-17-0-2	2-5
15. Adirondack	76	31	38	3	4	69	0.454	187	223	1472	18-17-1-2	13-21-2-2	5-4

Western Conference													
TEAM	GP	W	L	OTL	SOL	PTS	PCT	GF	GA	PIM	Home	Road	S/O
1. *y Texas	76	43	22	5	6	97	0.638	235	201	923	18-13-2-5	25-9-3-1	6-6
2. *y Toronto	76	43	23	3	7	96	0.632	237	199	1194	26-8-1-3	17-15-2-4	4-7
3. *y Grand Rapids	76	42	26	4	4	92	0.605	234	205	1219	21-12-3-2	21-14-1-2	5-4
4. x Charlotte	76	42	26	4	4	92	0.605	226	202	914	19-16-2-1	23-10-2-3	3-4
5. x Oklahoma City	76	40	25	2	9	91	0.599	240	228	1091	22-11-2-3	18-14-0-6	4-9
6. x Houston	76	40	26	5	5	90	0.592	212	199	1005	21-11-3-3	19-15-2-2	5-5
7. x Rochester	76	43	29	3	1	90	0.592	234	209	1093	22-15-0-1	21-14-3-0	10-1
8. x Milwaukee	76	41	28	4	3	89	0.586	197	200	1013	21-12-3-2	20-16-1-1	3-3
9. Rockford	76	42	31	2	1	87	0.572	246	225	1716	21-17-0-0	21-14-2-1	5-1
10. Chicago	76	37	30	5	4	83	0.546	204	207	1090	20-12-2-4	17-18-3-0	6-4
11. Lake Erie	76	35	31	3	7	80	0.526	211	220	1400	16-16-2-4	19-15-1-3	6-7
12. Abbotsford	76	34	32	4	6	78	0.513	171	198	1070	23-12-2-1	11-20-2-5	7-6
13. Peoria	76	33	35	5	3	74	0.487	183	218	1014	20-13-2-3	13-22-3-0	6-3
14. San Antonio	76	29	38	2	7	67	0.441	195	241	1163	16-17-0-5	13-21-2-2	3-7
15. Hamilton	76	29	41	1	5	64	0.421	159	228	1447	18-17-1-2	11-24-0-3	3-5

x = Teams who have clinched a playoff spot

y = Teams who have clinched the division title



2012-2013 AHL Attendance

Team	Total	Games	Average
Hershey	381,764	38	10,046
Chicago	312,732	38	8,230
Providence	311,127	38	8,188
Grand Rapids	291,892	38	7,68
Lake Erie	291,828	38	7,680
San Antonio	268,560	38	7,067
Houston	258,122	38	6,793
Charlotte	257,688	38	6,781
Toronto	253,868	38	6,681
Rochester	239,914	38	6,314
St. John's	238,906	38	6,287
W-B/Scranton	229,453	38	6,038
Manchester	216,816	38	5,706
Milwaukee	213,700	38	5,624
Norfolk	207,156	38	5,451
Syracuse	205,155	38	5,399
Hamilton	203,012	38	5,342
Bridgeport	201,402	38	5,300
Texas	195,533	38	5,146
Peoria	191,024	38	5,027
Rockford	173,292	38	4,560
Connecticut	172,506	38	4,540
Portland	168,890	38	4,444
Worcester	166,203	38	4,374
Adirondack	151,753	38	3,994
Springfield	148,442	38	3,906
Albany	146,696	38	3,860
Abbotsford	143,571	38	3,778
Binghamton	135,260	38	3,559
Oklahoma City	134,030	38	3,527
TOTAL	6,510,295	1140	5,710



Points

#	Players	Team	GP	G	A	PTS
1	Brandon Pirri	RFD	76	22	53	75
2	Jeff Taffe	HER	73	18	53	71
3	Chad Kolarik	WBS	76	31	37	68
4	Mark Arcobello	OKC	74	22	46	68
5	Linden Vey	MCH	74	22	45	67
6	Jonathan Audy-Marchessault	SPR	74	21	46	67
7	T.J. Hensick	PEO	76	19	48	67
8	Tyler Johnson	SYR	62	37	28	65
9	Brett Connolly	SYR	71	31	32	63
10	Kris Newbury	CT	70	20	42	62
11	Mark Mancari	RCH	76	22	39	61
12	Chris Terry	CHA	70	25	35	60
13	x Gustav Nyquist	GR	58	23	37	60
14	Martin St. Pierre	RFD	76	26	33	59
15	Jeremy Morin	RFD	67	30	28	58
16	Darren Haydar	CHI	71	20	37	57
17	* Ryan Spooner	PRO	59	17	40	57
18	Brandon Kozun	MCH	74	26	30	56
19	Justin Fontaine	HOU	64	23	33	56
20	Eric O'Dell	STJ	59	29	26	55

Goals

#	Player	Team	GP	G
1	Tyler Johnson	SYR	62	37
2	x Matt Fraser	TEX	62	33
3	Chad Kolarik	WBS	76	31
4	Brett Connolly	SYR	71	31
	several tied at			30

Power Play Goals

#	Player	Team	PPG
1	x Matt Fraser	TEX	17
2	Chad Kolarik	WBS	15
3	* Chris Brown	POR	14
4	Jamie Tardif	PRO	13
	several tied at		12

Power Play Assists

#	Player	Team	PPA
1	Jeff Taffe	HER	21
2	Brian Connelly	HOU	20
3	Nick Drazenovic	SPR	20
4	Trevor Smith	WBS	20
5	Danny Syvret	ADK	20

Power Play Points

#	Player	Team	PP PTS
1	Chad Kolarik	WBS	30
2	Nick Drazenovic	SPR	29
3	Jeff Taffe	HER	27
4	Trevor Smith	WBS	27
	several tied at		26

Shots

#	Player	Team	Shots
1	Mark Mancari	RCH	279
2	Chad Kolarik	WBS	243
3	Mark Arcobello	OKC	236
4	Jonathan Audy-Marchessault	SPR	233
5	Nino Niederreiter	BRI	230

Shoot-Out Goals

#	Player	Team	SOG
1	Darren Haydar	CHI	6
2	x Mike Siso	ALB	6
3	* Chad Billins	GR	5
4	Stephane Da Costa	BNG	5
	several tied at		4

Game-Winning Goals

#	Player	Team	GWG
1	Brett Connolly	SYR	8
2	Chris Terry	CHA	8
3	* x Jason Zucker	HOU	8
4	Ben Smith	RFD	8

SO-Winning Goals

#	Player	Team	SOGW
1	Alex Biega	RCH	3
2	Josh Brittain	NOR	3
3	* Johan Larsson	RCH	3
4	T.J. Hensick	PEO	3
	several tied at		2

Assists

#	Player	Team	GP	A
1	Jeff Taffe	HER	73	53
2	Brandon Pirri	RFD	76	53
3	T.J. Hensick	PEO	76	48
4	Mark Arcobello	OKC	74	46
5	Jonathan Audy-Marchessault	SPR	74	46

Penalty Minutes

#	Player	Team	GP	PIM
1	Bobby Robins	PRO	74	316
2	Nathan Mclver	BRI	62	287
3	* Bobby Farnham	WBS	65	274
4	Zack Stortini	HAM	73	241
5	Matt Pelech	WOR	58	238

Minor Penalties

#	Player	Team	Minors
1	Bobby Robins	PRO	51
2	Nathan Mclver	BRI	46
3	Hugh Jessiman	BNG	45
4	x Radko Gudas	SYR	43
5	Joonas Jarvinen	MIL	42

Major Penalties

#	Player	Team	Majors
1	Bobby Robins	PRO	36
2	Zack Stortini	HAM	27
3	Brett Gallant	BRI	26
4	Nathan Mclver	BRI	25
	several tied at		22



Shorthanded Goals

#	Player	Team	SHG
1	Derek Grant	BNG	5
2	Colton Sceviour	TEX	4
	several tied at		3

Shorthanded Assists

#	Player	Team	SHA
1	Phil Varone	RCH	4
2	* x Jean-Gabriel Pageau	BNG	4
3	Landon Ferraro	GR	4
	several tied at		3

Shorthanded Points

#	Player	Team	SH PTS
1	Landon Ferraro	GR	7
2	* x Jean-Gabriel Pageau	BNG	6
3	Corey Cowick	BNG	6
	several tied at		5

x - inactive, * - rookie

Plus/Minus

#	Player	Team	+/-
1	x Radko Gudas	SYR	32
2	x Eric Gryba	BNG	28
3	Jean-Philippe Cote	SYR	27
4	Ondrej Palat	SYR	26

Shooting %

#	Player	Team	Goals	Shots	PCT
1	* Chad Billins	GR	5	5	1.000
2	x Blair Jones	ABB	3	3	1.000
3	* x Stanislav Galiev	HER	2	2	1.000
4	Tye McGinn	ADK	2	2	1.000
5	Bryan Lerg	LE	4	5	0.800

Shootout % - Minimum of 2 attempts.

Shootout %

#	Player	Team	SOG	SO ATT	SO PCT
1	* Chad Billins	GR	5	5	1.000
2	x Blair Jones	ABB	3	3	1.000
3	* x Stanislav Galiev	HER	2	2	1.000
4	Tye McGinn	ADK	2	2	1.000
5	Bryan Lerg	LE	4	5	0.800

Shootout % - Minimum of 2 attempts.



Goaltender Leaders

#	Player	TEAM	GP	MINS	W	L	OTL	SOL	EN	SO	GA	GAA	SOGP	SOW	SOL	SOGA	SOA	SO%	SA	SVS	SV%
1	Jeff Zatkoff	WBS	49	2799:19	26	20	0	0	4	5	90	1.93	4	4	0	6	23	0.739	1131	1041	0.920
2	Danny Taylor	ABB	40	2108:22	18	10	0	2	4	3	72	2.05	4	2	2	10	24	0.583	927	855	0.922
3	x Robin Lehner	BNG	31	1841:15	18	10	0	2	1	3	65	2.12	4	2	2	6	22	0.727	1046	981	0.938
4	* Magnus Hellberg	MIL	39	2107:14	22	13	0	0	2	6	75	2.14	2	2	0	2	10	0.800	991	916	0.924
5	* Niklas Svedberg	PRO	48	2872:36	37	8	0	2	2	4	104	2.17	10	8	2	13	62	0.790	1384	1280	0.925
6	* Frederik Andersen	NOR	47	2684:34	24	18	0	1	4	4	98	2.19	3	2	1	6	15	0.600	1387	1289	0.929
7	* Philipp Grubauer	HER	28	1623:46	15	9	0	2	3	2	61	2.25	4	2	2	6	20	0.700	756	695	0.919
8	x Justin Peters	CHA	37	2071:49	22	12	0	1	2	6	79	2.29	2	1	1	2	8	0.750	1006	927	0.921
9	Michael Hutchinson	PRO	30	1748:56	13	13	0	3	5	3	67	2.30	5	2	3	9	30	0.700	778	711	0.914
10	Curtis McElhinney	SPR	49	2926:26	29	16	0	3	1	9	113	2.32	5	2	3	8	25	0.680	1462	1349	0.923
11	* Petr Mrazek	GR	42	2497:31	23	16	0	2	4	1	97	2.33	5	3	2	8	26	0.692	1150	1053	0.916
12	Cristopher Nilstorp	TEX	39	2146:22	19	13	0	3	1	4	85	2.38	6	3	3	11	44	0.750	916	831	0.907
13	x Dustin Tokarski	HAM	48	2717:17	24	16	0	4	6	6	108	2.38	5	1	4	10	24	0.583	1193	1085	0.909
14	Mike McKenna	PEO	39	2307:20	19	18	0	1	6	4	93	2.42	6	5	1	4	25	0.840	1209	1116	0.923
15	Matt Climie	CHI	53	3093:51	24	25	0	3	5	6	125	2.42	7	4	3	11	34	0.676	1577	1452	0.921
16	* x Calvin Pickard	LE	47	2749:16	20	19	0	5	3	5	113	2.47	8	3	5	16	42	0.619	1381	1268	0.918
17	Barry Brust	ABB	35	1894:02	13	19	0	2	2	5	79	2.50	7	5	2	9	40	0.775	884	805	0.911
18	Martin Jones	MCH	56	3346:51	27	25	0	4	8	5	141	2.53	5	1	4	13	24	0.458	1742	1601	0.919
19	David Leggio	RCH	64	3799:30	38	24	0	1	8	4	162	2.56	10	9	1	11	54	0.796	2119	1957	0.924
20	Riku Helenius	SYR	32	1772:01	17	14	0	0	1	4	76	2.57	2	2	0	2	10	0.800	758	682	0.900

Wins

#	Goaltender	Team	Wins
1	David Leggio	RCH	38
2	* Niklas Svedberg	PRO	37
3	Curtis McElhinney	SPR	29
4	Martin Jones	MCH	27

Minutes

#	Goaltender	Team	MIN
1	David Leggio	RCH	3799:30
2	Martin Jones	MCH	3346:51
3	Cameron Talbot	CT	3104:58
4	Matt Climie	CHI	3093:51
5	Curtis McElhinney	SPR	2926:26

Saves

#	Goaltender	Team	Saves
1	David Leggio	RCH	1957
2	Martin Jones	MCH	1601
3	Cameron Talbot	CT	1532
4	Matt Climie	CHI	1452
5	Curtis McElhinney	SPR	1349

Shootout Wins

#	Goaltender	Team	Saves
1	David Leggio	RCH	9
2	* Niklas Svedberg	PRO	8
3	Matt Hackett	RCH	6
4	Mike McKenna	PEO	5
5	Barry Brust	ABB	5

Losses

#	Goaltender	Team	Losses
1	Cameron Talbot	CT	28
2	Martin Jones	MCH	25
3	Matt Climie	CHI	25
4	David Leggio	RCH	24

Shooting % (Minimum of 1 attempt)

#	Goaltender	Team	Saves	Attempts	SV%
1	* Allen York	SPR	9	9	1.000
2	x Viktor Fasth	NOR	5	5	1.000
3	Henrik Karlsson	RFD	10	11	0.909
4	* x Igor Bobkov	NOR	19	22	0.864
5	* Mike Lee	POR	12	14	0.857

Shootout % - Minimum of 5 attempts.

Shutouts

#	Goaltender	Team	Shutouts
1	Curtis McElhinney	SPR	9
2	x Justin Peters	CHA	6
3	* Magnus Hellberg	MIL	6
4	x Dustin Tokarski	HAM	6
5	Matt Climie	CHI	6

Save %

#	Goaltender	Team	Goals	Saves	SV%
1	x Robin Lehner	BNG	65	981	0.938
2	* Frederik Andersen	NOR	98	1289	0.929
3	* Niklas Svedberg	PRO	104	1280	0.925
4	* Magnus Hellberg	MIL	75	916	0.924
5	David Leggio	RCH	162	1957	0.924

Shootout Losses

#	Goaltender	Team	Loses
1	Keith Kinkaid	ALB	6
2	Yann Danis	OKC	6
3	Dov Grumet-Morris	SA	5
4	* x Calvin Pickard	LE	5
5	Jeff Frazee	ALB	5



Points

#	Player	Team	GP	G	A	PTS
1	* Ryan Spooner	PRO	59	17	40	57
2	* Brock Nelson	BRI	66	25	27	52
3	* Andrew Agozzino	LE	76	20	32	52
4	* Tyler Toffoli	MCH	58	28	23	51
5	* x Jason Zucker	HOU	55	24	26	50
6	* x Justin Schultz	OKC	34	18	30	48
7	* Chris Brown	POR	68	29	18	47
8	* Tanner Pearson	MCH	64	19	28	47
9	* Adam Clendening	RFD	73	9	37	46
10	* Toni Rajala	OKC	46	17	28	45
11	* Torey Krug	PRO	63	13	32	45
12	* x Sami Vatanen	NOR	62	9	36	45
13	* Mike Sgarbossa	LE	57	19	25	44
14	* Paul Carey	LE	72	19	22	41
15	* Johan Larsson	RCH	69	16	25	41
16	* x Alex Killorn	SYR	44	16	22	38
17	* Mark Stone	BNG	54	15	23	38
18	* x Austin Watson	MIL	72	20	17	37
19	* Chad Billins	GR	76	10	27	37
20	* Riley Sheahan	GR	72	16	20	36

Shootout Goals

#	Player	Team	SOG
1	* Chad Billins	GR	5
	several tied at		4

Goals

#	Player	Team	GP	G
1	* Chris Brown	POR	68	29
2	* Tyler Toffoli	MCH	58	28
3	* Brock Nelson	BRI	66	25
4	* x Jason Zucker	HOU	55	24
	several tied at			20

Assists

#	Player	Team	GP	A
1	* Ryan Spooner	PRO	59	40
2	* Adam Clendening	RFD	73	37
3	* x Sami Vatanen	NOR	62	36
4	* Torey Krug	PRO	63	32
5	* Andrew Agozzino	LE	76	32

Power Play Goals

#	Player	Team	PPG
1	* Chris Brown	POR	14
2	* x Jason Zucker	HOU	12
3	* Brock Nelson	BRI	11
4	* Mike Sgarbossa	LE	8
5	* Ryan Spooner	PRO	8

Penalty Minutes

#	Player	Team	GP	PIM
1	* Bobby Farnham	WBS	65	274
2	* Dalton Smith	SPR	67	128
3	* Dylan McIlrath	CT	45	125
4	* Daniel Maggio	LE	26	112
	several tied at			111

Power Play Assists

#	Player	Team	PPA
1	* x Sami Vatanen	NOR	19
2	* x Justin Schultz	OKC	18
3	* Adam Clendening	RFD	17
4	* Ryan Spooner	PRO	16
	several tied at		15

Minor Penalties

#	Player	Team	Majors
1	* Bobby Farnham	WBS	37
2	* x Alex Petrovic	SA	31
3	* Chris Wagner	NOR	30
4	* x Chris Kreider	CT	29
	several tied at		28

Power Play Points

#	Player	Team	PP PTS
1	* x Justin Schultz	OKC	25
2	* x Jason Zucker	HOU	24
3	* Ryan Spooner	PRO	24
4	* x Sami Vatanen	NOR	24
5	* Adam Clendening	RFD	23

Major Penalties

#	Player	Team	Majors
1	* Bobby Farnham	WBS	22
2	* Dalton Smith	SPR	14
3	* Dylan McIlrath	CT	13
4	* Daniel Maggio	LE	12
	several tied at		11

Shots

#	Player	Team	Shots
1	* x Jason Zucker	HOU	205
2	* Ryan Spooner	PRO	192
3	* Chris Brown	POR	190
4	* Brock Nelson	BRI	187
5	* Andrew Agozzino	LE	183

Shorthanded Goals

#	Player	Team	SHG
1	* Tyler Toffoli	MCH	3
	several tied at		2



Shorthanded Assists

#	Player	Team	SHA
1	* x Jean-Gabriel Pageau	BNG	4
	several tied at		2

Shorthanded Points

#	Player	Team	SH PTS
1	* x Jean-Gabriel Pageau	BNG	6
2	* Brock Nelson	BRI	4
3	* Paul Carey	LE	4
	several tied at		3

Game-Winning Goals

#	Player	Team	GWG
1	* x Jason Zucker	HOU	8
2	* Chris Brown	POR	7
3	* Brock Nelson	BRI	6
4	* Tyler Ruegsegger	ABB	5
	several tied at		4

SO-Winning Goals

#	Player	Team	SO GWG
1	* Johan Larsson	RCH	3
2	* x Stanislav Galiev	HER	2
3	* Chad Billins	GR	2
4	* Mike Sgarbossa	LE	2
	several tied at		1

Shooting % (Minimum of 1 shot)

#	Player	Team	G	Shots	PCT
1	* Mike Sgarbossa	LE	19	90	21.1
2	* x Charlie Coyle	HOU	14	70	20.0
3	* Marcel Noebels	ADK	13	67	19.4
4	* x Justin Schultz	OKC	18	93	19.4
5	* x Mikael Granlund	HOU	10	53	18.9

Shooting % - Minimum of 36 shots.

Shootout % (Minimum of 1 attempt)

#	Player	Team	SO G	SO ATT	SO PCT
1	* Chad Billins	GR	5	5	1.000
2	* x Stanislav Galiev	HER	2	2	1.000
	several tied at				0.750

Shootout % - Minimum of 2 attempts.

Plus/Minus

#	Player	Team	+/-
1	* Mark Stone	BNG	21
2	* Tyler Toffoli	MCH	20
3	* Dmitry Korobov	SYR	20
4	* Martin Marincin	OKC	20
	several tied at		19

x - inactive, * - rookie



Points

#	Player	Team	GP	G	A	PTS
1	* x Justin Schultz	OKC	34	18	30	48
2	Matt Donovan	BRI	75	14	34	48
3	* Adam Clendening	RFD	73	9	37	46
4	* Torey Krug	PRO	63	13	32	45
5	* x Sami Vatanen	NOR	62	9	36	45
6	Mark Barberio	SYR	73	8	34	42
7	Danny Syvret	ADK	76	6	34	40
8	David Rundblad	POR	50	9	30	39
9	Nick Holden	SPR	73	9	30	39
10	Logan Pyett	CT	74	7	32	39
11	Brian Connelly	HOU	54	5	34	39
12	* Chad Billins	GR	76	10	27	37
13	Brayden McNabb	RCH	62	5	31	36
14	x T.J. Brennan	RCH	36	14	21	35
15	Mike Vernace	CT	69	8	27	35
16	x Mike Kostka	TOR	34	6	28	34
17	* Karl Stollery	LE	72	5	29	34
	several tied at					33

Goals

#	Player	Team	GP	G
1	* x Justin Schultz	OKC	34	18
2	Tomas Kundratak	HER	49	16
3	Matt Donovan	BRI	75	14
4	x T.J. Brennan	RCH	36	14
5	* Torey Krug	PRO	63	13

Assists

#	Player	Team	GP	A
1	* Adam Clendening	RFD	73	37
2	* x Sami Vatanen	NOR	62	36
	several tied at			34

Penalty Minutes

#	Player	Team	GP	PIM
1	Nathan Mclver	BRI	62	287
2	x Radko Gudas	SYR	57	207
3	Mark Borowiecki	BNG	53	157
4	x Steve Oleksy	HER	55	151
5	Brennan Evans	GR	76	148

Power Play Goals

#	Player	Team	PPG
	several tied at		7

Power Play Assists

#	Player	Team	PPA
1	Brian Connelly	HOU	20
2	Danny Syvret	ADK	20
3	* x Sami Vatanen	NOR	19
4	Mark Barberio	SYR	19
	several tied at		18

Power Play Points

#	Player	Team	PP PTS
1	* x Justin Schultz	OKC	25
2	Danny Syvret	ADK	25
3	* x Sami Vatanen	NOR	24
4	Mark Barberio	SYR	24
	several tied at		23

Shots

#	Player	Team	Shots
1	Mark Barberio	SYR	209
2	Danny Syvret	ADK	194
3	x Brandon Manning	ADK	174
4	Kevin Connauton	TEX	157
5	Matt Donovan	BRI	151

Shootout Goals

#	Player	Team	SOG
1	* Chad Billins	GR	5
	several tied at		3

Minor Penalties

#	Player	Team	Minors
1	Nathan Mclver	BRI	46
2	x Radko Gudas	SYR	43
3	Joonas Jarvinen	MIL	42
4	Matt Donovan	BRI	41
	several tied at		39

Major Penalties

#	Player	Team	Majors
1	Nathan Mclver	BRI	25
2	Cullen Eddy	ADK	16
3	Mark Borowiecki	BNG	15
4	Brennan Evans	GR	14
	several tied at		13

Shorthanded Goals

#	Player	Team	SHG
1	* x Justin Schultz	OKC	2
2	x T.J. Brennan	RCH	2
3	Tyler Eckford	BNG	2
	several tied at		1

Shorthanded Assists

#	Player	Team	SHA
1	Brayden McNabb	RCH	3
2	Dean Arsene	STJ	3
3	Andrew Bodnarchuk	MCH	3

Shorthanded Points

#	Player	Team	SH PTS
1	* x Justin Schultz	OKC	3
2	x T.J. Brennan	RCH	3
3	Brayden McNabb	RCH	3
4	Dean Arsene	STJ	3
5	Andrew Bodnarchuk	MCH	3



Game-Winning Goals

#	Player	Team	GWG
1	Logan Pyett	CT	4
2	* Cameron Schilling	HER	4
	several tied at		3

SO-Winning Goals

#	Player	Team	GWG
1	Alex Biega	RCH	3
2	* Chad Billins	GR	2
3	Danny Syvret	ADK	2
	several tied at		1

Shooting % (Minimum of 1 shot)

#	Player	Team	G	Shots	PCT
1	* x Justin Schultz	OKC	18	93	19.4
2	Tomas Kundratek	HER	16	87	18.4
3	x Brett Carson	ABB	6	40	15.0
4	x Patrick Wiercioch	BNG	10	83	12.0
5	Zach Miskovic	SA	6	51	11.8

Shooting % - Minimum of 36 shots.

Shootout % (Minimum of 1 attempt)

#	Player	Team	SO G	SO ATT	SO PCT
1	* Chad Billins	GR	5	5	1.000
2	* x Nathan Beaulieu	HAM	3	4	0.750
3	Alex Biega	RCH	3	4	0.750
4	* Markus Lauridsen	LE	3	4	0.750
5	* Denny Urban	WOR	3	4	0.750

Shootout % - Minimum of 2 attempts.

Plus/Minus

#	Player	Team	+/-
1	x Radko Gudas	SYR	32
2	x Eric Gryba	BNG	28
3	Jean-Philippe Cote	SYR	27
4	Nick Holden	SPR	24
5	Mark Borowiecki	BNG	21

x - inactive, * - rookie

2012-13 FINAL STATISTICS



2012-13 Final Amerks Statistics

No.	PLAYER	POS	GP	G	A	PTS	+/-	PIM	PP	PPA	SHG	SHA	GW	FG	IG	OT	UA	EN	SOG	SOA	SGW	SO%	SH	SH%
25	Mark Mancari	RW	76	22	39	61	-9	68	7	18	1	1	4	3	1	0	2	1	4	7	1	0.571	279	7.9
12	x Kevin Porter	C	48	15	29	44	8	38	3	8	1	1	2	2	5	0	0	0	0	1	0	0.000	83	18.1
26	* Johan Larsson (total)	C	69	16	25	41	-2	40	6	7	1	2	4	3	1	1	1	2	4	7	3	0.571	99	16.2
	HOU	C	62	15	22	37	0	38	6	6	1	1	4	3	1	1	1	2	2	4	1	0.500	89	16.9
	RCH	C	7	1	3	4	-2	2	0	1	0	1	0	0	0	0	0	0	2	3	2	0.667	10	10.0
72	Luke Adam	C	67	15	22	37	-10	57	6	9	0	0	1	3	1	0	0	0	0	1	0	0.000	141	10.6
7	Brayden McNabb	D	62	5	31	36	-1	50	4	13	0	3	1	2	0	0	0	0	0	2	0	0.000	111	4.5
3	x T.J. Brennan	D	36	14	21	35	-4	57	7	12	2	1	1	1	3	0	0	0	2	4	1	0.500	132	10.6
22	Phil Varone	C	62	11	24	35	-3	42	4	6	1	4	2	1	2	1	2	1	2	6	0	0.333	101	10.9
10	*x Brian Flynn	RW	45	16	16	32	-3	18	6	6	0	2	2	5	0	0	1	1	1	3	1	0.333	99	16.2
15	Evan Rankin	RW	48	14	17	31	-10	20	5	6	0	0	1	2	4	0	0	0	0	0	0	0.000	86	16.3
71	x Marcus Foligno	LW	33	10	17	27	7	38	3	6	0	0	3	0	0	1	0	0	2	4	0	0.500	77	13.0
74	Nick Tarnasky	LW	74	16	10	26	-21	138	5	1	0	0	2	4	1	0	1	0	0	1	0	0.000	114	14.0
4	Alex Biega	D	72	5	20	25	-4	59	0	0	1	0	1	0	0	0	0	0	3	4	3	0.750	101	5.0
32	Rick Schofield	C	58	7	16	23	1	12	0	0	0	1	3	3	0	0	0	0	1	3	0	0.333	89	7.9
19	x Cody Hodgson	C	19	5	14	19	-3	10	2	9	1	0	1	1	1	0	0	0	1	3	1	0.333	50	10.0
20	Nick Crawford	D	53	5	14	19	-1	18	4	5	1	1	1	0	1	0	0	1	0	1	0	0.000	64	7.8
29	Maxime Legault	RW	60	11	7	18	2	26	1	0	2	1	2	2	2	0	1	0	0	0	0	0.000	88	12.5
13	*x Mark Pysyk	D	57	4	14	18	8	20	0	8	0	0	0	1	0	0	0	0	0	0	0	0.000	67	6.0
28	* Zemgus Girgensons	LW	61	6	11	17	-7	28	1	2	1	0	0	2	0	0	0	0	0	0	0	0.000	91	6.6
11	Patrick Rissmiller (total)	LW	31	3	12	15	1	10	3	5	0	0	0	2	0	0	1	0	1	4	0	0.250	43	7.0
	WOR	LW	6	0	2	2	-2	2	0	0	0	0	0	0	0	0	0	0	0	1	0	0.000	7	0.0
	RCH	LW	25	3	10	13	3	8	3	5	0	0	0	2	0	0	1	0	1	3	0	0.333	36	8.3
92	* Kevin Sundher	C	38	4	9	13	-4	26	0	0	0	0	1	1	1	0	0	0	0	0	0	0.000	26	15.4
37	Matt Ellis	LW	32	7	5	12	6	6	2	1	1	0	1	2	2	0	0	1	0	0	0	0.000	75	9.3
8	Cody McCormick	C	25	6	5	11	-8	42	2	3	1	0	1	2	1	0	0	0	0	1	0	0.000	46	13.0
91	* Frederick Roy	LW	64	8	2	10	-3	62	0	0	0	0	0	3	0	0	0	1	0	0	0	0.000	56	14.3
55	x Adam Parady	D	21	2	7	9	1	22	0	1	0	1	1	0	0	0	0	0	0	0	0	0.000	20	10.0
34	* Jerome Gauthier-Leduc	D	48	3	4	7	-9	8	0	1	0	0	1	0	1	0	0	0	0	0	0	0.000	50	6.0
24	Jonathan Parker	RW	28	3	2	5	1	11	0	0	0	0	0	0	0	0	0	0	0	3	0	0.000	21	14.3
2	x Joe Finley	D	36	1	4	5	3	81	0	0	0	0	0	1	0	0	0	0	0	0	0	0.000	24	4.2
14	Corey Tropp	RW	6	2	2	4	-1	7	0	0	0	0	0	1	0	0	0	0	1	1	0	1.000	10	20.0
47	Matt MacKenzie	D	30	0	4	4	-1	66	0	0	0	2	0	0	0	0	0	0	0	0	0	0.000	29	0.0
43	* Dan Catenacci	LW	2	1	2	3	3	0	0	0	0	0	1	0	0	0	0	0	0	0	0	0.000	6	16.7
17	* Colin Jacobs	C	11	1	2	3	0	0	0	0	0	0	0	0	0	0	0	0	3	4	1	0.750	9	11.1
44	Drew Schiestel	D	35	1	2	3	2	16	0	0	0	0	0	0	0	0	0	0	0	0	0	0.000	26	3.8
16	* Nick Bailen	D	9	0	3	3	-5	0	0	2	0	0	0	0	0	0	0	0	0	0	0	0.000	18	0.0
18	* Jason Beattie	D	1	0	1	1	2	5	0	0	0	0	0	0	0	0	0	0	0	0	0	0.000	2	0.0
49	* Connor Knapp	G	7	0	1	1	0	0	0	1	0	0	0	0	0	0	0	0	0	0	0	0.000	0	0.0
38	Michael Wilson (total)	D	10	0	1	1	1	10	0	0	0	0	0	0	0	0	0	0	0	0	0	0.000	10	0.0
	WOR	D	10	0	1	1	1	10	0	0	0	0	0	0	0	0	0	0	0	0	0	0.000	10	0.0
39	Matt Hackett (total)	G	46	0	1	1	0	10	0	0	0	1	0	0	0	0	0	0	0	0	0	0.000	0	0.0
	HOU	G	43	0	0	0	0	10	0	0	0	0	0	0	0	0	0	0	0	0	0	0.000	0	0.0
	RCH	G	3	0	1	1	0	0	0	0	0	1	0	0	0	0	0	0	0	0	0	0.000	0	0.0
16	x Hunter Bishop	LW	1	0	0	0	0	0	0	0	0	0	0	0	0	0	0	0	0	0	0	0.000	0	0.0
5	*x Corey Fienhage	D	3	0	0	0	0	0	0	0	0	0	0	0	0	0	0	0	0	0	0	0.000	1	0.0
83	Jacob Lagace	LW	4	0	0	0	-1	2	0	0	0	0	0	0	0	0	0	0	0	0	0	0.000	3	0.0
31	* Nathan Lieuwen	G	4	0	0	0	0	2	0	0	0	0	0	0	0	0	0	0	0	0	0	0.000	0	0.0
23	x Shawn Szydlowski	RW	7	0	0	0	-3	4	0	0	0	0	0	0	0	0	0	0	0	1	0	0.000	5	0.0
33	David Leggio	G	64	0	0	0	0	8	0	0	0	0	0	0	0	0	0	0	0	0	0	0.000	0	0.0

BENCH	76	10				16																	10
TOTALS	76	234	391	615	-66	1093	65	124	13	20	33	44	26	2	8	6	23	56	10	0.411	2256	0.100	

No.	GOALIE	GP	MINS	W	L	SOL	SO	EN	GA	GAA	SOGP	SOW	SOL	SOGA	SOA	SO%	SA	SVS	SV%
33	David Leggio	64	3799:30	38	24	1	4	8	162	2.56	10	9	1	11	54	0.796	2119	1957	0.924
39	Matt Hackett (total)	46	2758:54	22	20	3	0	9	119	2.59	9	6	3	12	41	0.707	1332	1213	0.911
	HOU	43	2574:02	19	20	3	0	9	114	2.66	8	5	3	12	38	0.684	1222	1108	0.907
	RCH	3	184:52	3	0	0	0	0	5	1.62	1	1	0	0	3	1.000	110	105	0.955
31	* Nathan Lieuwen	4	204:02	1	2	0	1	0	9	2.65	0	0	0	0	0	0.000	111	102	0.919
49	* Connor Knapp	7	413:25	1	6	0	0	1	23	3.34	0	0	0	0	0	0.000	214	191	0.893

EMPTY NET	30:35							9											9
TOTALS	76	4632:24	43	32	1	5	9	208	2.69	11	10	1	11	57	0.807	2563	2355	0.919	



Game-by-Game Results 2012-13

GM	DAY	DATE	OPPONENT	SCORE	W/L/T	RECORD	GOALIES	GWG	PP	PK	SHOTS	HOME	ROAD
1	Fri	10/12	SYRACUSE	6-5	SOW	1-0-0-0	LEGGIO/Tokarski	MANCARI-SOG	1-7	5-7	25-34	8,589	
2	Sat	10/13	at Toronto	1-3	L	1-1-0-0	Leggio/SCRIVENS	Hamilton	1-4	5-8	21-36		7,921
3	Tue	10/16	BINGHAMTON	1-3	L	1-2-0-0	Leggio/LEHNER	Wiercioch	0-7	4-5	33-36	3,045	
4	Fri	10/19	GRAND RAPIDS	4-3	W	2-2-0-0	LEGGIO/Pearce	FOLIGNO	3-5	4-4	30-33	4,776	
5	Sat	10/20	at Hershey	8-7	W	3-2-0-0	LEGGIO/Sabourin	MANCARI	4-6	3-6	30-39		9,704
6	Tue	10/23	HAMILTON*	3-1	W	4-2-0-0	LEGGIO/Delmas	HODGSON	1-4	2-2	32-37	10,936	
7	Fri	10/26	at WBS	4-5	OTL	4-2-1-0	Leggio/THIESSSEN	Thompson	0-5	4-5	34-30		5,307
8	Sat	10/27	at Adirondack	6-2	W	5-2-1-0	LEGGIO/Munroe	SCHOFIELD	2-10	7-7	51-30		3,486
9	Fri	11/2	HAMILTON	3-2	SOW	6-2-1-0	LEGGIO/Mayer	FLYNN-SOG	1-7	5-5	36-31	6,026	
10	Sat	11/3	at Hamilton	3-4	L	6-3-1-0	Knapp/MAYER	Geoffrion	0-6	3-4	27-34		6,200
11	Fri	11/9	ADIRONDACK	1-2	L	6-4-1-0	Leggio/HEETER	Roe	1-1	2-3	26-33	8,387	
12	Sat	11/10	at Syracuse	5-2	W	7-4-1-0	LEGGIO/Helenius	FOLIGNO	0-3	4-5	24-26		6,019
13	Wed	11/14	at Hamilton	4-1	W	8-4-1-0	LEGGIO/Mayer-Darling	FLYNN	0-4	5-5	30-27		10,649
14	Fri	11/16	ABBOTSFORD	2-3	L	8-5-1-0	Knapp/IRVING	Byron	1-5	6-6	38-21	7,579	
15	Sat	11/17	at Binghamton	2-3	L	8-6-1-0	Leggio/LEHNER	Grant	1-4	2-2	51-36		3,697
16	Fri	11/23	ALBANY	5-2	W	9-6-1-0	LEGGIO/Fraze	BRENNAN	1-3	5-5	31-35	8,781	
17	Wed	11/28	SAN ANTONIO	2-4	L	9-7-1-0	Leggio/MARKSTROM	Caruso	0-6	4-4	31-25	3,132	
18	Fri	11/30	TORONTO	1-4	L	9-8-1-0	Leggio/SCRIVENS	Fratin	0-4	6-7	29-31	6,197	
19	Sat	12/1	at Toronto	2-3	OTL	9-8-2-0	Leggio/SCRIVENS	Kadri-OTG	1-4	5-6	38-35		7,851
20	Fri	12/7	ADIRONDACK	3-1	W	10-8-2-0	KNAPP/Scheeter	PORTER	2-5	5-5	21-42	5,948	
21	Sat	12/8	at Toronto	3-4	L	10-9-2-0	Knapp/SCRIVENS	Gardiner	0-3	1-3	35-29		7,137
22	Tue	12/11	ABBOTSFORD	3-2	SOW	11-9-2-0	LEGGIO/Brust	BRENNAN-SOG	0-3	4-5	32-31	2,953	
23	Thur	12/13	at Lake Erie	7-6	W	12-9-2-0	LEGGIO/Aittokallio	BIEGA	1-4	4-5	27-39		4,484
24	Sat	12/15	TORONTO	3-4	SOL	12-9-2-1	Leggio/SCRIVENS	KOSTKA-SOG	1-5	2-2	25-28	5,475	
25	Wed	12/19	at Grand Rapids	2-4	L	12-10-2-1	Knapp/MRAZEK	Andersson	2-3	2-2	21-32		4,658
26	Fri	12/21	BINGHAMTON	6-5	SOW	13-10-2-1	LEGGIO/Bishop	HODGSON-SOG	1-5	2-3	42-39	5,299	
27	Sat	12/22	at Binghamton	1-5	L	13-11-2-1	Knapp/LEHNER	Benoit	0-2	3-5	35-37		3,667
28	Wed	12/26	LAKE ERIE	7-6	OTW	14-11-2-1	LEGGIO/Pickard	FOLIGNO-OTG	2-5	3-3	33-38	4,804	
29	Fri	12/28	LAKE ERIE*	4-1	W	15-11-2-1	LEGGIO/Aittokallio-Pickard	MANCARI	2-3	4-5	30-37	19,070	
30	Sat	12/29	BINGHAMTON	1-2	L	15-12-2-1	Leggio/LEHNER	Cowick	0-3	3-3	27-29	8,514	
31	Mon	12/31	HAMILTON	2-0	W	16-12-2-1	LEGGIO/Desjardins	RANKIN	1-4	6-6	26-34	4,491	
32	Fri	1/4	at Abbotsford	5-2	W	17-12-2-1	LEGGIO/Brust	CRAWFORD	2-3	5-5	30-50		2,779
33	Sat	1/5	at Abbotsford	1-3	L	17-13-2-1	Leggio/TAYLOR	Rueggegger	0-4	3-3	18-31		2,632
34	Wed	1/9	SYRACUSE	3-5	L	17-14-2-1	Leggio/TOKARSKI	Gauthier	1-3	2-2	31-45	4,268	
35	Fri	1/11	HAMILTON	5-2	W	18-14-2-1	LEGGIO/Mayer	MANCARI	1-4	3-4	28-19	7,743	
36	Sat	1/12	at Syracuse	4-1	W	19-14-2-1	LEGGIO/Helenius	TARNASKI	2-9	4-5	31-42		6,214
37	Wed	1/16	at Binghamton	1-5	L	19-15-2-1	Leggio/LAWSON	Cowick	1-5	1-1	36-38		2,711
38	Fri	1/18	SYRACUSE	4-1	W	20-15-2-1	LEGGIO/Tokarski	FLYNN	0-2	1-1	27-27	6,155	
39	Mon	1/21	HAMILTON	6-3	W	21-15-2-1	LEGGIO/Mayer	SCHOFIELD	1-2	1-2	34-24	4,228	
40	Fri	1/25	WBS	4-2	W	22-15-2-1	LEGGIO/Thiessen-Zatkoff	PARDY	1-4	3-3	22-25	6,620	
41	Fri	2/1	TORONTO	5-1	W	23-15-2-1	LEGGIO/Rynnas	PORTER	1-5	3-3	29-28	6,437	
42	Sat	2/2	at Syracuse	5-3	W	24-15-2-1	LEGGIO/Helenius	SUNDHER	2-7	4-4	21-46		5,994
43	Tue	2/5	at Abbotsford	2-3	L	24-16-2-1	Knapp/TAYLOR	Piskula	0-8	2-3	19-20		6,172
44	Wed	2/6	at Abbotsford	6-2	W	25-16-2-1	LEGGIO/Brust	FLYNN	1-9	3-4	30-40		1,874
45	Tue	2/12	at Lake Erie	4-1	W	26-16-2-1	LEGGIO/Pickard	VARONE	1-1	3-3	26-32		7,248
46	Fri	2/15	HOUSTON	1-3	L	26-17-2-1	Leggio/HACKETT	Fontaine	1-5	4-4	30-33	8,173	
47	Sun	2/17	HERSHEY	1-4	L	26-18-2-1	Lieuwen/GRUBAUER	Stoa	1-5	2-2	36-21	7,683	
48	Monday	2/18	at Hamilton	2-0	W	27-18-2-1	LEGGIO/Tokarski	McNABB	1-1	1-1	49-30		5,624
49	Wed	2/20	TEXAS	1-5	L	27-19-2-1	Leggio/CAMPBELL	Sceviour	0-2	3-4	22-38	4,219	
50	Fri	2/22	at Hamilton**	2-3	L	27-20-2-1	Leggio/TOKARSKI	Quailer	0-5	6-6	19-25		10,173
51	Tue	2/26	SYRACUSE	1-4	L	27-21-2-1	Leggio/DESJARDINS	Palat	1-5	4-5	27-30	3,317	
52	Wed	2/27	at Toronto	1-2	L	27-22-2-1	Leggio/MacINTYRE	Hamilton	1-2	3-4	28-39		3,072



Game-by-Game Results 2012-13

GM	DAY	DATE	OPPONENT	SCORE	W/L/T	RECORD	GOALIES	GWG	PP	PK	SHOTS	HOME	ROAD
53	Sat	3/2	at Syracuse	2-1	OTW	28-22-2-1	LEGGIO/Helenius	VARONE-OTG	2-6	4-5	26-36		5,863
54	Sun	3/3	at Lake Erie	4-2	W	29-22-2-1	LEGGIO/Aittokallio	LEGAULT	1-2	3-3	26-40		8,136
55	Fri	3/8	ABBOTSFORD	5-0	W	30-22-2-1	LEGGIO/Irving-Taylor	McCORMICK	3-8	5-5	26-44	6,108	
56	Sat 3/9	3/9	at Binghamton	3-4	OTL	30-22-3-1	Lieuwen/LAWSON	Cowick	1-5	3-3	44-38		3,722
57	Sun	3/10	ABBOTSFORD	3-2	SOW	31-22-3-1	LEGGIO/Taylor	BIEGA-SOG	0-2	3-3	33-37	4,769	
58	Wed	3/13	BINGHAMTON	3-1	W	32-22-3-1	LEGGIO/Lawson	ADAM	0-3	4-4	39-19	3,292	
59	Fri	3/15	ALBANY	2-3	L	32-23-3-1	Leggio/KINKAID	DeSimone	1-5	2-2	33-26	6,784	
60	Sat	3/16	at Toronto	1-6	L	32-24-3-1	Leggio/MacINTYRE	Ross	0-4	4-4	31-32		7,609
61	Tue	3/19	at Oklahoma City	3-2	SOW	33-24-3-1	LEGGIO/Danis	BIEGA-SOG	0-3	6-6	34-32		3,091
62	Fri	3/22	at Texas	1-2	L	33-25-3-1	Leggio/BACHMAN	Gazdic	0-3	7-7	30-41		4,658
63	Sat	3/23	at Houston	3-2	SOW	34-25-3-1	LEGGIO/Reichard	BIEGA-SOG	0-2	3-4	30-40		9,388
64	Sun	3/24	at San Antonio	3-0	W	35-25-3-1	LIEUWEN/Grumet-Morris	LEGAULT	1-3	3-3	25-39		5,967
65	Wed	3/27	SYRACUSE	1-0	W	36-25-3-1	LEGGIO/Helenius	SCHOFIELD	0-1	2-2	14-38	3,741	
66	Fri	3/29	TORONTO	1-4	L	36-26-3-1	Leggio/MacINTYRE	Ross	0-2	2-2	15-40	7,248	
67	Sat	3/30	at Hamilton	4-2	W	37-26-3-1	Lieuwen-LEGGIO/Tokarski	GAUTHIER-LEDUC	0-2	3-3	30-36		4,207
68	Fri	4/5	LAKE ERIE	1-3	L	37-27-3-1	Leggio/PICKARD	Carey	0-4	2-3	38-24	5,643	
69	Sat	4/6	at Adirondack	5-4	SOW	38-27-3-1	LEGGIO/Boucher-Heeter	JACOBS-SOG	1-2	0-1	25-43		4,158
70	Sun	4/7	at Albany	3-2	SOW	39-27-3-1	HACKETT/Kinkaid	LARSSON-SOG	1-5	7-7	23-41		2,922
71	Fri	4/12	OKLAHOMA CITY	3-2	SOW	40-27-3-1	LEGGIO/Danis	LARSSON-SOG	0-4	5-5	31-42	6,288	
72	Sat	4/13	at Syracuse	1-5	L	40-28-3-1	Leggio/DESJARDINS	Connolly	0-4	5-7	21-33		6,166
73	Sun	4/14	at Albany	3-2	W	41-28-3-1	HACKETT/Frazer	MANCARI	2-3	3-4	36-38		2,525
74	Fri	4/19	TORONTO	1-4	L	41-29-3-1	Leggio/MacINTYRE	Abbott	1-7	2-3	18-39	5,906	
75	Sat	4/20	HAMILTON	5-1	W	42-29-3-1	LEGGIO/Tokarski	CATENNACI	2-6	5-5	27-30	7,290	
76	Sun	4/21	at Hamilton	4-1	W	43-29-3-1	HACKETT/Chouinard	ELLIS	0-2	3-4	37-31		6,546

38= Home Games Played	ATTENDANCE TOTALS	239,914	210,231
38= Road Games Played	AVERAGE PER GAME	6,314	5,532

* = First Niagara Center, Buffalo ** = Bell Center, Montreal

2012-13 AMERKS VS. THE AHL



WESTERN CONFERENCE: Amerks vs. North Division

TEAM	OVERALL									HOME				ROAD				OT		SO		
	GP	GR	W	L	OTL	SOL	GF	GA	PTS	W	L	OTL	SOL	W	L	OTL	SOL	W	L	W	L	
ABBOTSFORD	8	0	10	5	3	0	0	27	17	10	3	1	0	0	2	2	0	0	0	0	0	2
HAMILTON	12	0	10	2	0	0	43	20	20	6	0	0	0	4	2	0	0	0	0	0	1	0
LAKE ERIE	6	0	5	1	0	0	27	19	10	2	1	0	0	3	0	0	0	1	0	0	0	0
TORONTO	10	0	1	7	1	1	19	35	4	1	3	0	1	0	4	1	0	0	1	0	0	1
TOTALS	36	0	21	13	1	1	116	91	44	12	5	0	1	9	8	1	0	1	1	3	1	

WESTERN CONFERENCE: Amerks vs. Midwest Division

TEAM	OVERALL									HOME				ROAD				OT		SO		
	GP	GR	W	L	OTL	SOL	GF	GA	PTS	W	L	OTL	SOL	W	L	OTL	SOL	W	L	W	L	
CHICAGO	0	0	0	0	0	0	0	0	0	0	0	0	0	0	0	0	0	0	0	0	0	0
GRAND RAPIDS	2	0	1	1	0	0	6	7	2	1	0	0	0	0	1	0	0	0	0	0	0	0
MILWAUKEE	0	0	0	0	0	0	0	0	0	0	0	0	0	0	0	0	0	0	0	0	0	0
PEORIA	0	0	0	0	0	0	0	0	0	0	0	0	0	0	0	0	0	0	0	0	0	0
ROCKFORD	0	0	0	0	0	0	0	0	0	0	0	0	0	0	0	0	0	0	0	0	0	0
TOTALS	2	0	1	1	0	0	6	7	2	1	0	0	0	0	1	0	0	0	0	0	0	

WESTERN CONFERENCE: Amerks vs. South Division

TEAM	OVERALL									HOME				ROAD				OT		SO		
	GP	GR	W	L	OTL	SOL	GF	GA	PTS	W	L	OTL	SOL	W	L	OTL	SOL	W	L	W	L	
CHARLOTTE	0	0	0	0	0	0	0	0	0	0	0	0	0	0	0	0	0	0	0	0	0	0
HOUSTON	2	0	1	1	0	0	4	5	2	0	1	0	0	1	0	0	0	0	0	0	1	0
OKLAHOMA CITY	2	0	2	0	0	0	6	4	4	1	0	0	0	1	0	0	0	0	0	0	2	0
SAN ANTONIO	2	0	1	1	0	0	5	4	2	0	1	0	0	1	0	0	0	0	0	0	0	0
TEXAS	2	0	0	2	0	0	2	7	0	0	1	0	0	0	1	0	0	0	0	0	0	0
TOTALS	8	0	4	4	0	0	17	20	8	1	3	0	0	3	1	0	0	0	0	3	0	

WEST CONF TOTALS	46	0	26	18	1	1	139	118	54	14	8	0	1	12	10	1	0	1	1	6	1
-------------------------	-----------	----------	-----------	-----------	----------	----------	------------	------------	-----------	-----------	----------	----------	----------	-----------	-----------	----------	----------	----------	----------	----------	----------

EASTERN CONFERENCE: Amerks vs. Atlantic Division

TEAM	OVERALL									HOME				ROAD				OT		SO		
	GP	GR	W	L	OTL	SOL	GF	GA	PTS	W	L	OTL	SOL	W	L	OTL	SOL	W	L	W	L	
MANCHESTER	0	0	0	0	0	0	0	0	0	0	0	0	0	0	0	0	0	0	0	0	0	0
PORTLAND	0	0	0	0	0	0	0	0	0	0	0	0	0	0	0	0	0	0	0	0	0	0
PROVIDENCE	0	0	0	0	0	0	0	0	0	0	0	0	0	0	0	0	0	0	0	0	0	0
ST. JOHN'S	0	0	0	0	0	0	0	0	0	0	0	0	0	0	0	0	0	0	0	0	0	0
WORCESTER	0	0	0	0	0	0	0	0	0	0	0	0	0	0	0	0	0	0	0	0	0	0

EASTERN CONFERENCE: Amerks vs. Northeast Division

TEAM	OVERALL									HOME				ROAD				OT		SO	
	GP	GR	W	L	OTL	SOL	GF	GA	PTS	W	L	OTL	SOL	W	L	OTL	SOL	W	L	W	L
ADIRONDACK	4	0	3	1	0	0	15	9	6	1	1	0	0	2	0	0	0	0	0	1	0
ALBANY	4	0	3	1	0	0	13	9	6	1	1	0	0	2	0	0	0	0	0	1	0
BRIDGEPORT	0	0	0	0	0	0	0	0	0	0	0	0	0	0	0	0	0	0	0	0	0
CONNECTICUT	0	0	0	0	0	0	0	0	0	0	0	0	0	0	0	0	0	0	0	0	0
SPRINGFIELD	0	0	0	0	0	0	0	0	0	0	0	0	0	0	0	0	0	0	0	0	0
TOTALS	8	0	6	2	0	0	28	18	12	2	2	0	0	4	0	0	0	0	0	2	0

EASTERN CONFERENCE: Amerks vs. East Division

TEAM	OVERALL									HOME				ROAD				OT		SO		
	GP	GR	W	L	OTL	SOL	GF	GA	PTS	W	L	OTL	SOL	W	L	OTL	SOL	W	L	W	L	
BINGHAMTON	8	0	2	5	1	0	18	28	5	2	2	0	0	0	3	1	0	0	1	1	1	0
HERSHEY	2	0	1	1	0	0	9	11	2	0	1	0	0	1	0	0	0	0	0	0	0	0
NORFOLK	0	0	0	0	0	0	0	0	0	0	0	0	0	0	0	0	0	0	0	0	0	0
SYRACUSE	10	0	7	3	0	0	32	27	14	3	2	0	0	4	1	0	0	1	0	1	0	
WILKES-BARRE/SCRA	2	0	1	0	1	0	8	7	3	1	0	0	0	0	0	1	0	0	1	0	0	
TOTALS	22	0	11	9	2	0	67	73	24	6	5	0	0	5	4	2	0	1	2	2	0	

EAST CONF TOTALS	30	0	17	11	2	0	95	91	36	8	7	0	0	9	4	2	0	1	2	4	0
-------------------------	-----------	----------	-----------	-----------	----------	----------	-----------	-----------	-----------	----------	----------	----------	----------	----------	----------	----------	----------	----------	----------	----------	----------

AHL TOTALS	76	0	43	29	3	1	234	209	90	22	15	0	1	21	14	3	0	2	3	10	1
-------------------	-----------	----------	-----------	-----------	----------	----------	------------	------------	-----------	-----------	-----------	----------	----------	-----------	-----------	----------	----------	----------	----------	-----------	----------



Scoring

Most Goals Scored - GAME	8	10/20 @ HERS
Most Goals Scored - PERIOD	5	11/13 @ LE (3rd)
Most Goals Allowed - GAME	7	10/20 @ HERS
Most Goals Allowed - PERIOD	4	1/25 vs WBS
Largest Margin of Victory	5	3/8 vs ABB (5-0)
Largest Margin of Defeat	5	3/16 @ TOR (1-6)

Shots

Most Shots Taken - GAME	51	10/27 @ ADIR, 11/17 @ BING
Most Shots Taken - PERIOD	22	11/17 @ BING (2nd)
Fewest Shots Taken - GAME	14	3/27 vs SYR
Fewest Shots Taken - PERIOD	3	3 Times
Most Shots Allowed - GAME	50	1/4 vs ABB
Most Shots Allowed - PERIOD	25	12/7 vs ADIR (2nd)
Fewest Shots Allowed - GAME	19	1/11 vs HAM, 3/13 vs BING
Fewest Shots Allowed - PERIOD	3	2/5 @ ABB (3rd)

Penalty Minutes

Most Penalty Minutes - GAME	39	10/20 @ HERS, 1/11 vs HAM
Most Penalty Minutes - PERIOD	37	1/11 vs HAM (3rd)
Fewest Penalty Minutes - GAME	2	1/18 vs SYR, 2/18 @ HAM, 4/6 @ ADIR
Fewest Penalty Minutes - OPPONENTS/GAME	56	10/27 @ ADIR, 1/12 @ SYR
Fewest Penalty Minutes - OPPONENTS/GAME	2	2/18 @ HAM

Team Streaks

Longest Winning Streak	5 Games, 6 games with points (5-0-1-0)
Longest Winning Streak - HOME	5 Games
Longest Winning Streak - ROAD	5 Games
Longest Losing Streak	4 Games
Longest Losing Streak - HOME	4 Games
Longest Losing Streak - ROAD	2 Games, Winless 3 Games (0-2-1-0)



Individual Records

Most Goals – GAME	3	Flynn (11/23 vs ALB), Mancari (2/1 vs TOR)
Most Assists – GAME	3	Hodgson, McNabb (2)
Most Points – GAME	5	Brennan (12/26 vs LE)
Most Penalty Minutes – GAME	22	Finley (11/10 @ SYR)
Most Shots – GAME	9	Mancari, 10/27 @ ADIR & 4/5 vs LE

Individual Streaks

Consecutive Game Goal-Scoring Streak	4	Adam (4+1=5)
Consecutive Game Assist Streak	7	Flynn (5+7=12)
Consecutive Game Point Streak	9	Flynn (7+8=15)



Amerks When...	TIMES	HOME				ROAD				OVERALL				
		W	L	OTL	SOL	W	L	OTL	SOL	W	L	OTL	SOL	PTS
SCORING FIRST GOAL OF GAME	45	17	4	0	0	16	6	2	0	33	10	2	0	68
ALLOWING FIRST GOAL OF GAME	31	5	11	0	1	5	8	1	0	10	19	1	1	22
NEITHER TEAM SCORES IN REGULATION	0	0	0	0	0	0	0	0	0	0	0	0	0	0
OUTSHOOTING THE OPPONENT	22	7	5	0	0	5	2	3	0	12	7	3	0	27
SHOTS ARE TIED	1	1	0	0	0	0	0	0	0	1	0	0	0	2
OUTSHOT BY THE OPPONENT	53	14	10	0	1	16	12	0	0	30	22	0	1	61
LEADING AFTER ONE PERIOD	30	16	2	0	0	9	2	1	0	25	4	1	0	51
TIED AFTER ONE PERIOD	20	3	6	0	0	7	3	1	0	10	9	1	0	21
TRAILING AFTER ONE PERIOD	26	3	7	0	1	5	9	1	0	8	16	1	1	18
LEADING AFTER TWO PERIODS	35	19	0	0	0	14	1	1	0	33	1	1	0	67
TIED AFTER TWO PERIODS	5	0	2	0	0	2	0	1	0	2	2	1	0	5
TRAILING AFTER TWO PERIODS	36	3	13	0	1	5	13	1	0	8	26	1	1	18
IN OVERTIME	5	1	X	0	X	1	X	3	X	2	X	3	X	7
IN SHOOTOUT	11	6	X	X	1	4	X	X	0	10	X	X	1	21
ONE GOAL GAME	32	9	4	0	1	8	7	3	0	17	11	3	1	38
TWO GOAL GAME	17	5	5	0	0	4	3	0	0	9	8	0	0	18
THREE GOAL GAME	17	5	5	0	0	7	0	0	0	12	5	0	0	24
FOUR GOAL GAME	8	2	1	0	0	2	3	0	0	4	4	0	0	8
FIVE GOAL GAME	2	1	0	0	0	0	1	0	0	1	1	0	0	2
SIX OR MORE GOAL GAME	0	0	0	0	0	0	0	0	0	0	0	0	0	0

Amerks by Month...	TIMES	HOME				ROAD				OVERALL				
		W	L	OTL	SOL	W	L	OTL	SOL	W	L	OTL	SOL	PTS
OCTOBER	8	3	1	0	0	2	1	1	0	5	2	1	0	11
NOVEMBER	10	2	4	0	0	2	2	0	0	4	6	0	0	8
DECEMBER	13	6	1	0	1	1	3	1	0	7	4	1	1	16
JANUARY	9	4	1	0	0	2	2	0	0	6	3	0	0	12
FEBRUARY	12	1	4	0	0	4	3	0	0	5	7	0	0	10
MARCH	15	4	2	0	0	6	2	1	0	10	4	1	0	21
APRIL	9	2	2	0	0	4	1	0	0	6	3	0	0	12
TOTALS	76	22	15	0	1	21	14	3	0	43	29	3	1	90

Amerks by Day...	TIMES	HOME				ROAD				OVERALL				
		W	L	OTL	SOL	W	L	OTL	SOL	W	L	OTL	SOL	PTS
MONDAY	3	2	0	0	0	1	0	0	0	3	0	0	0	6
TUESDAY	7	2	2	0	0	2	1	0	0	4	3	0	0	8
WEDNESDAY	11	3	3	0	0	2	3	0	0	5	6	0	0	10
THURSDAY	1	0	0	0	0	1	0	0	0	1	0	0	0	2
FRIDAY	25	13	8	0	0	1	2	1	0	14	10	1	0	29
SATURDAY	22	1	1	0	1	9	8	2	0	10	9	2	1	23
SUNDAY	7	1	1	0	0	5	0	0	0	6	1	0	0	12
TOTALS	76	22	15	0	1	21	14	3	0	43	29	3	1	90



Amerks Month-by-Month

Month	W-L-OTL-SOL	Points
October:	5-2-1-0	11
November:	4-6-0-0	8
December:	7-4-1-1	16
January:	6-3-0-0	12
February:	5-7-0-0	10
March:	10-4-1-0	21
April:	6-3-0-0	12
TOTALS:	43-29-3-1	90

Power Play

	G	Att.	%	Rank
Overall:	65	320	20.3	4
Home:	33	162	20.4	4
Road:	32	158	20.3	4

Penalty Killing

	G	Att.	%	Rank
Overall:	40	307	87.0	2
Home:	14	144	90.3	1
Road:	26	163	84.0	8

Goals by Period

	1	2	3	OT	SO	Total	Avg.
Rochester Americans:	59	83	80	2	10	234	3.08
Opponents:	56	79	70	3	1	209	2.75

Shots by Period

	1	2	3	OT	SO	Total	Avg.
Rochester Americans:	709	794	713	30	10	2,256	29.7
Opponents:	858	843	812	50	1	2,564	33.7



Shootout Results

Date	Opponent	Results	Amerks Shooters	Amerks Saves	Opponent Saves
10/12	vs SYRACUSE	W 6-5	Porter,Varone,Brennan,Hodgson, MANCARI	LEGGIO (5 of 5)	Tokarski (4 of 5)
11/2	vs HAMILTON	W 3-2	VARONE,FLYNN ,Brennan, FOLIGNO	LEGGIO (3 of 4)	Mayer (1 of 4)
12/11	vs ABBOTSFORD	W 3-2	Foligno,Varone,Flynn,Parker,Mancari, BRENNAN	LEGGIO (6 of 6)	Brust (5 of 6)
12/15	vs Toronto	L 3-4	Hodgson,Varone,Foligno,Parker	Leggio (2 of 4)	SCRIVENS (4 of 4)
12/21	vs BINGHAMTON	W 6-5	Flynn,Varone,Mancari, BRENNAN,FOLIGNO, HODGSON	LEGGIO (4 of 6)	Bishop (3 of 6)
3/10	vs ABBOTSFORD	W 3-2	VARONE ,McNabb,Crawford, MANCARI , Tarnasky, RISSMILLER ,Schofield, Adam, Szydowski, BIEGA	LEGGIO (7 of 10)	Taylor (6 of 10)
3/19	at OKLAHOMA CITY	W 3-2	Rissmiller,McNabb,Parker,Mancari, BIEGA	LEGGIO (5 of 5)	Danis (4 of 5)
3/23	at HOUSTON	W 3-2	SCHOFIELD ,Jacobs, MANCARI ,McCormick, BIEGA	LEGGIO (3 of 5)	Reichard (2 of 5)
4/6	at ADIRONDACK	W 5-4	Rissmiller,Larsson, MANCARI, JACOBS ,Biega	LEGGIO (4 of 5)	Heeter (3 of 5)
4/7	at ALBANY	W 3-2	LARSSON,TROPP,JACOBS	HACKETT (3 of 3)	Kinkaid (0 of 3)
4/12	vs OKLAHOMA CITY	W 3-2	LARSSON ,Schofield, JACOBS	LEGGIO (4 of 4)	Danis (1 of 3)

Scorers in caps.

Winning goalies in caps.

Shootout Results - By Player

Number	Player	Goals	Attempts	Percentage
14	TROPP	1	1	100.0%
4	BIEGA	3	4	75.0%
17	JACOBS	3	4	75.0%
26	LARSSON	2	3	66.7%
25	MANCARI	4	7	57.1%
71	FOLIGNO	2	4	50.0%
3	BRENNAN	2	4	50.0%
32	SCHOFIELD	1	3	33.3%
11	RISSMILLER	1	3	33.3%
22	VARONE	2	6	33.3%
10	FLYNN	1	3	33.3%
19	HODGSON	1	3	33.3%
72	ADAM	0	1	0.0%
12	PORTER	0	1	0.0%
23	SZYDLOWSKI	0	1	0.0%
7	McNABB	0	2	0.0%
20	CRAWFORD	0	1	0.0%
74	TARNASKY	0	1	0.0%
24	PARKER	0	3	0.0%
8	McCORMICK	0	1	0.0%

Shootout Results - By Goaltender

Number	Player	Saves	Attempts	Percentage	Record
33	LEGGIO	43	54	79.6%	9-1
39	HACKETT	3	3	100.0%	1-0



Games 1-10 - 10.12.12 to 11.3.12

NO	NAME	10/12 SYR	10/13 @Tor	10/16 BING	10/19 GR	10/20 @Hers	10/23 HAM*	10/26 @WBS	10/27 @Adir	11/2 HAM	11/3 @Ham
2	FINLEY	0-0	0-0	0-0	0-0	0-0	1-0	0-0	0-0	0-0	0-0
3	BRENNAN	0-1	0-1	0-0	1-1	2-1	1-0	0-2	0-0	0-0	0-0
4	BIEGA	DND	DND	DND	0-0	0-1	0-0	0-2	0-1	0-1	0-0
7	McNABB	0-0	0-0	0-0	0-1	0-2	0-1	0-1	0-1	0-0	0-0
10	FLYNN	DND	0-0	0-0	1-0	0-0	0-0	0-0	0-0	0-1	2-0
12	PORTER	0-1	0-0	1-0	0-1	0-1	0-0	1-1	1-0	1-0	0-0
13	PYSYK	1-0	0-0	0-0	0-1	0-1	0-0	0-0	0-0	0-1	0-1
14	TROPP	2-0	INJ	INJ	INJ	INJ	INJ	INJ	INJ	INJ	INJ
15	RANKIN	0-1	0-0	0-0	0-1	1-0	0-1	1-0	1-0	0-0	0-1
19	HODGSON	0-2	0-1	0-0	0-1	0-3	1-1	0-0	0-1	0-0	INJ
20	CRAWFORD	DND	DND	DND	DND	DND	DND	DND	1-0	0-0	0-0
22	VARONE	0-1	0-0	0-0	1-0	0-1	0-0	0-0	0-1	0-0	0-0
24	PARKER	DND	DND	DND	DND	DND	DND	DND	DND	DND	DND
25	MANCARI	1-1	0-0	0-1	0-0	1-1	0-0	1-1	0-1	0-1	0-0
28	GIRGENSONS	0-0	0-0	0-1	0-0	0-0	0-0	0-1	0-0	1-0	0-1
29	LEGAULT	0-0	0-0	0-0	INJ	INJ	INJ	INJ	INJ	INJ	INJ
32	SCHOFIELD	0-0	0-0	SICK	0-0	1-0	0-1	0-0	2-0	0-0	0-1
34	GAUTHIER-LEDUC	INJ	INJ	DND	DND	DND	DND	DND	DND	DND	DND
44	SCHIESTEL	0-0	0-0	0-0	DND	DND	DND	DND	DND	DND	DND
47	MacKENZIE	0-0	0-0	0-0	0-0	0-1	0-0	0-0	SICK	DND	DND
71	FOLIGNO	1-1	1-0	0-0	1-0	2-2	0-1	0-0	0-1	0-0	0-1
72	ADAM	0-1	0-0	0-0	0-1	1-0	0-0	1-0	0-1	0-0	0-0
74	TARNASKY	0-0	0-0	0-0	0-0	0-0	0-0	0-0	1-1	0-0	1-0
91	ROY	DND	DND	DND	0-0	0-0	0-0	0-0	0-1	0-0	0-0
92	SUNDHER	DND	DND	0-0	DND	DND	DND	DND	DND	DND	0-0
33	LEGGIO	SOW/5	L/3	L/2/1	W/3	W/7	W/1	OTL/5	W/2	SOW/2	DNP
49	KNAPP	DNP	DNP	DNP	DNP	DNP	DNP	DNP	DNP	DNP	L/4

SCORE	6-5**	1-3	1-3#	4-3	8-7	3-1	4-5*	6-2#	3-2**	3-4
POWER-PLAY	1-7	1-4	0-7	3-5	4-6	1-4	0-5	2-10	1-7	0-6
PENALTY KILL	5-7	5-8	4-5	4-4	3-6	2-2	4-5	7-7	5-5	3-4
ROCH PIM	30	20	10	13	39	8	12	38	29	18
OPP PIM	30	12	14	15	39	12	12	56	21	24
ROCH SHOTS	25	21	33	30	30	32	34	51	36	27
OPP SHOTS	34	36	36	33	39	37	30	30	31	34
GW/GT GOAL	--	--	--	#71	#25	#19	--	#32	#10-SOG	--
GW/GT ASSIST	--	--	--	#3	#13	#15	--	#25	--	--
	--	--	--	#19	#22	#71	--	#72	--	--
EN GOAL	--	--	--	--	--	--	--	#20	--	--
FIRST GOAL	#14	--	--	--	--	#2	#72	#32	#28	#10
ROCH SO GOALS	1-5	--	--	--	--	--	--	--	3-4	--
OPP SO GOALS	0-5	--	--	--	--	--	--	--	1-4	-

- * = Overtime Game
- ** = Shootout
- # = Empty Net Goal
- ND = No Decision
- R = Replaced Starting Goalie
- [] = Goalie Assist
- DND = Did Not Dress
- DNP = Did Not Play
- REL = Released
- INJ = Injured
- SUSP = Suspended
- SICK = Sick
- BUFF = Buffalo Sabres - NHL
- NYI = New York Islanders - NHL
- HOU = Houston - AHL
- GRNV = Greenville - ECHL
- GNVL = Greenville - ECHL
- ISC = South Carolina - ECHL
- GWJ = Gwinnett - ECHL
- BKFD = Bakersfield - ECHL
- FTW = Fort Worth - CHL
- NU = Niagara University - AHA
- RPI = Rensselaer Polytechnic Institute - ECAC
- SAG = Saginaw - OHL
- OS = Owen Sound - OHL



Games 11-20 - 11.9.12 to 12.7.12

NO	NAME	11/9 ADIR	11/10 @Syr	11/14 @Ham	11/16 ABB	11/17 @Bing	11/23 ALB	11/28 SA	11/30 TOR	12/1 @Tor	12/7 ADIR
2	FINLEY	0-0	0-0	0-0	0-0	0-0	0-0	0-1	0-0	0-0	0-0
3	BRENNAN	1-0	1-0	1-0	0-1	0-0	2-1	0-0	0-0	0-1	0-0
4	BIEGA	0-0	1-0	0-1	0-0	0-0	0-0	0-0	0-1	1-0	0-0
7	McNABB	0-0	0-1	0-1	1-0	0-1	0-0	0-0	0-0	1-0	0-1
10	FLYNN	0-1	1-1	1-1	0-1	0-1	3-1	0-1	0-0	0-0	1-0
12	PORTER	0-0	0-0	0-2	0-0	1-0	0-1	0-0	0-0	0-0	2-0
13	PYSYK	0-0	0-0	0-0	0-1	0-0	0-1	0-0	0-0	0-0	0-0
14	TROPP	INJ	INJ	NJ	INJ	INJ	INJ	INJ	INJ	INJ	INJ
15	RANKIN	0-1	0-1	0-1	0-0	1-0	0-0	1-0	0-0	INJ	0-1
19	HODGSON	INJ	INJ	INJ	INJ	INJ	INJ	INJ	INJ	INJ	INJ
20	CRAWFORD	DND	DND	DND	DND	DND	DND	0-1	0-0	DND	DND
22	VARONE	INJ	INJ	0-0	1-0	0-0	0-1	0-1	0-0	0-0	0-0
24	PARKER	DND	DND	DND	DND	DND	0-0	0-0	DND	0-0	0-0
25	MANCARI	0-0	0-1	0-0	0-0	0-0	0-1	0-0	0-0	0-0	0-1
28	GIRGENSONS	0-0	0-0	0-0	0-0	0-0	0-0	INJ	INJ	INJ	INJ
29	LEGALT	0-0	0-1	DND	DND	0-0	0-0	0-0	1-0	0-0	0-0
32	SCHOFIELD	0-0	0-1	0-1	0-0	0-0	0-0	0-0	0-0	0-0	INJ
34	GAUTHIER-LEDUC	DND	DND	1-0	0-0	0-0	0-0	DND	DND	0-0	0-0
44	SCHIESTEL	DND	DND	DND	DND	DND	GRNV	0-0	0-0	0-0	0-0
47	MacKENZIE	0-0	0-0	DND	DND	DND	GRNV	INJ	INJ	INJ	INJ
71	FOLIGNO	0-0	1-2	0-1	0-0	0-1	0-1	0-0	0-0	0-2	0-1
72	ADAM	0-0	0-0	0-0	0-0	INJ	INJ	INJ	0-0	0-0	0-1
74	TARNASKY	0-0	1-0	1-0	0-0	0-0	0-0	0-0	0-1	0-0	INJ
91	ROY	0-0	0-0	0-0	0-0	0-1	0-0	1-0	0-0	0-0	0-0
92	SUNDHER	0-0	0-1	0-0	0-0	0-0	INJ	INJ	INJ	INJ	0-0
33	LEGGIO	L/2	W/2	W/1	DNP	L/3	W/2	L/4	L/3/1	OTL/3	DNP
49	KNAPP	DNP	DNP	DNP	L/3	DNP	DNP	DNP	DNP	DNP	W/1

SCORE	1-2	5-2	4-1	2-3	2-3	5-2#	2-4	1-4	2-3*	3-1
POWER-PLAY	1-1	0-3	0-4	1-5	1-4	1-3	0-6	0-4	1-4	2-5
PENALTY KILL	2-3	4-5	5-5	6-6	2-2	5-5	4-4	6-7	5-6	5-5
ROCH PIM	16	35	29	12	14	10	13	14	24	12
OPP PIM	12	21	27	10	18	6	19	10	20	22
ROCH SHOTS	26	24	30	38	51	31	31	29	38	21
OPP SHOTS	33	26	27	21	36	35	25	31	35	42
GW/GT GOAL	--	#71	#10	--	--	#3	--	--	--	#12
GW/GT ASSIST	--	#10	#4	--	--	#12	--	--	--	#25
	--	#15	#12	--	--	#25	--	--	--	#72
EN GOAL	--	--	--	--	--	#10	--	--	--	--
FIRST GOAL	#3	#74	#74	#22	#12	#10	--	--	#7	#10
ROCH SO GOALS	--	--	--	--	--	--	--	--	--	--
OPP SO GOALS	--	--	--	--	--	--	--	--	--	--



Games 21-30 - 12.8.12 to 12.29.12

NO	NAME	12/8 @Tor	12/11 ABB	12/13 @LE	12/15 TOR	12/19 @GR	12/21 BING	12/22 @Bing	12/26 LE	12/28 LE*	12/29 BING
2	FINLEY	0-0	0-0	0-0	0-0	0-0	0-0	0-0	0-0	0-0	0-1
3	BRENNAN	0-0	0-0	0-1	0-1	1-0	1-1	0-0	1-4	0-1	0-0
4	BIEGA	0-1	0-0	1-1	0-0	0-0	0-0	DND	0-0	0-0	0-0
7	McNABB	0-1	0-0	0-0	0-0	0-0	0-0	0-0	0-2	0-2	0-0
10	FLYNN	0-0	0-0	0-0	INJ	INJ	0-0	0-0	0-2	0-0	0-1
12	PORTER	0-1	0-0	1-1	0-1	0-0	1-1	0-0	0-1	0-0	0-0
13	PYSYK	0-0	0-1	DND	1-1	0-0	0-0	0-0	DND	DND	0-0
14	TROPP	INJ	INJ	INJ	INJ	INJ	INJ	INJ	INJ	INJ	INJ
15	RANKIN	INJ	INJ	INJ	INJ	0-0	1-0	0-0	1-0	0-0	0-0
19	HODGSON	INJ	INJ	INJ	0-0	0-1	0-2	0-0	2-1	2-0	0-0
20	CRAWFORD	DNP	DND	0-1	DND	DND	DND	0-0	0-0	0-0	DND
22	VARONE	0-0	0-1	0-1	0-1	1-0	0-0	0-0	DND	0-0	0-0
24	PARKER	2-0	0-0	1-0	0-0	DND	DND	DND	DND	DND	DND
25	MANCARI	0-1	0-0	1-1	0-0	0-1	0-2	0-1	1-1	1-1	0-0
28	GIRGENSONS	INJ	0-0	0-0	0-1	0-0	0-0	0-0	1-0	0-0	0-0
29	LEGALT	0-0	0-1	1-0	0-0	0-0	0-1	0-0	0-0	0-1	SICK
32	SCHOFIELD	INJ	INJ	INJ	INJ	INJ	INJ	INJ	INJ	INJ	INJ
34	GAUTHIER-LEDUC	0-0	0-0	0-1	0-0	0-0	0-1	1-0	0-1	0-0	0-0
44	SCHIESTEL	0-0	DND	DND	DND	DND	DND	DND	DND	DND	DND
47	MacKENZIE	INJ	INJ	INJ	INJ	INJ	INJ	INJ	INJ	INJ	INJ
71	FOLIGNO	0-0	0-1	1-1	1-0	0-0	0-0	0-0	1-0	0-1	1-0
72	ADAM	1-0	1-0	1-1	1-0	0-1	1-0	0-1	0-0	0-0	0-0
74	TARNASKY	INJ	0-0	0-2	0-0	0-0	0-0	0-0	0-0	1-0	0-0
91	ROY	0-0	1-0	0-0	0-0	0-0	SICK	SICK	0-0	DND	0-0
92	SUNDHER	0-1	0-0	0-2	0-0	0-0	1-0	0-0	0-0	0-0	0-0

* = First Niagara Center-Buffalo

33	LEGGIO	DNP	SOW/2	W/6	SOL/4	DNP	SOW/5	DNP	W/6	W/1	L/2
49	KNAPP	L/4	DNP	DNP	DNP	L/3/1(1)	DNP	L/5	DNP	DNP	DNP

SCORE	3-4	3-2**	7-6	3-4**	2-4#	6-5**	1-5	7-6	4-1	1-2
POWER-PLAY	0-3	0-3	1-4	1-5	2-3	1-5	0-2	2-5	2-3	0-3
PENALTY KILL	1-3	4-5	4-5	2-2	2-2	2-3	3-5	3-3	4-5	3-3
ROCH PIM	8	10	10	6	14	8	10	16	17	6
OPP PIM	8	6	8	12	16	12	14	20	13	6
ROCH SHOTS	35	32	27	25	21	42	35	33	30	27
OPP SHOTS	29	31	39	28	32	39	37	38	37	29
GW/GT GOAL	--	#3-SOG	#4	--	--	#19-SOG	--	#71	#25	--
GW/GT ASSIST	--	--	#74	--	--	--	--	#19	--	--
EN GOAL	--	--	--	--	--	--	--	--	--	--
FIRST GOAL	--	#91	#12	--	--	#15	--	--	#19	--
ROCH SO GOALS	--	1-6	1-6	0-4	--	3-6	--	--	--	--
OPP SO GOALS	--	0-6	0-6	2-4	--	2-6	--	--	--	--
OPP SO GOALS	--	--	--	--	--	--	--	--	--	--



Games 31-40 - 12.31.12 to 1.25.13

	NAME	12/31 HAM	1/4 @Abb	1/5 @Abb	1/9 SYR	1/11 HAM	1/12 @Syr	1/16 @Bing	1/18 SYR	1/21 HAM	1/25 WBS
2	FINLEY	0-0	0-1	0-0	0-1	0-0	0-0	NYI	NYI	NYI	NYI
3	BRENNAN	0-0	0-1	0-1	0-1	1-0	1-1	BUFF	BUFF	BUFF	BUFF
4	BIEGA	0-0	0-0	0-0	0-0	0-1	0-2	0-0	0-1	0-1	0-1
5	FIENHAGE	GWI	GWI	GWI	GWI	GWI	GWI	DND	DND	GWI	GWI
7	McNABB	0-0	DND	0-0	0-0	1-0	0-0	0-1	0-0	0-1	0-1
10	FLYNN	0-1	1-0	0-0	1-0	1-1	0-1	0-0	1-0	1-0	1-0
12	PORTER	0-2	1-2	0-0	0-1	0-2	1-0	0-0	0-1	1-2	0-1
13	PYSYK	0-0	0-0	0-0	0-0	0-0	0-0	0-0	0-0	0-0	1-1
14	TROPP	INJ	INJ	INJ	INJ	INJ	INJ	INJ	INJ	INJ	INJ
15	RANKIN	1-0	0-0	0-0	0-1	0-1	0-0	0-0	0-1	1-0	0-1
16	BISHOP	SC	SC	SC	SC	SC	SC	SC	SC	SC	0-0
19	HODGSON	0-0	0-1	0-0	SICK	DND	DND	BUFF	BUFF	BUFF	BUFF
20	CRAWFORD	DND	1-0	0-0	DND	0-0	0-1	0-1	0-1	0-0	0-0
22	VARONE	0-0	0-0	0-0	0-0	0-1	0-0	0-0	1-1	0-1	0-1
24	PARKER	0-0	0-0	0-0	0-0	DND	DND	0-0	0-0	0-0	SICK
25	MANCARI	1-0	1-2	0-0	1-0	1-0	0-1	0-0	1-0	0-2	0-2
28	GIRGENSONS	0-0	1-0	0-0	0-0	0-2	0-0	INJ	INJ	INJ	INJ
29	LEGAULT	SICK	SICK	SICK	SICK	0-0	0-0	0-0	0-0	0-0	0-0
32	SCHOFIELD	INJ	INJ	INJ	INJ	0-0	1-0	0-0	0-1	1-1	0-0
34	GAUTHIER-LEDUC	0-0	0-0	DND	0-0	DND	DND	0-0	DND	DND	0-0
44	SCHIESTEL	DND	DND	DND	0-0	DND	DND	0-0	0-0	0-1	INJ
47	MacKENZIE	INJ	INJ	INJ	INJ	INJ	INJ	INJ	INJ	INJ	INJ
55	PARDY	BUFF	BUFF	BUFF	BUFF	BUFF	BUFF	BUFF	0-0	0-1	1-0
71	FOLIGNO	0-0	0-0	0-0	DND	DND	DND	BUFF	BUFF	BUFF	BUFF
72	ADAM	0-0	0-0	0-0	1-0	0-2	0-1	1-0	0-1	0-0	0-0
74	TARNASKY	0-0	0-0	1-0	0-1	1-0	1-0	0-0	0-0	0-0	0-0
91	ROY	0-0	DND	DND	0-0	0-0	0-0	0-0	0-0	1-0	0-0
92	SUNDBER	DND	0-0	0-1	0-0	0-0	0-1	0-0	0-1	1-0	1-0
33	LEGGIO	W/0	W/2	L/3	L/5	W/2	W/1	L/5	W/1	W/3	W/2
49	KNAPP	DNP	DNP	DNP	DNP	DNP	DNP	DNP	DNP	DNP	DNP
SCORE		2-0	5-2#	1-3	3-5	5-2	4-1	1-5	4-1	6-3	4-2
POWER-PLAY		1-4	2-3	0-4	1-3	1-4	2-9	1-5	0-2	1-2	1-4
PENALTY KILL		6-6	5-5	3-3	2-2	3-4	4-5	1-1	1-1	1-2	3-3
ROCH PIM		19	10	8	4	39	37	4	2	23	6
OPP PIM		15	6	10	6	39	56	12	4	23	8
ROCH SHOTS		26	30	18	31	28	31	36	27	34	22
OPP SHOTS		34	50	31	45	19	42	38	27	24	25
GW/GT GOAL		#15	#20	--	--	#25	#74	--	#10	#32	#55
GW/GT ASSIST		#10	#19	--	--	#12	#10	--	#20	#22	#15
		#12	--	--	--	#28	#20	--	#72	#44	#22
EN GOAL		--	#25	--	--	--	--	--	--	--	--
FIRST GOAL		#15	#10	#74	--	--	#32	--	#25	#92	--
ROCH SO GOALS		--	--	--	--	--	--	--	--	--	--
OPP SO GOALS		--	--	--	--	--	--	--	--	--	--



Games 41-50 - 2.1.13 to 2.22.13

NO	NAME	2/1 TOR	2/2 @Syr	2/5 @Abb	2/6 @Abb	2/12 @LE	2/15 HOU	2/17 HERS	2/18 @Ham	2/20 TEX	2/22 @Ham
4	BIEGA	0-0	0-0	0-0	0-0	0-0	0-0	0-0	0-0	1-0	0-0
7	McNABB	0-3	0-2	0-0	0-1	0-0	0-0	0-0	1-0	0-0	0-1
8	McCORMICK	BUFF	BUFF	BUFF	BUFF	BUFF	BUFF	BUFF	BUFF	BUFF	0-0
10	FLYNN	0-0	0-0	0-0	1-2	0-0	0-0	INJ	INJ	INJ	INJ
11	RISSMILLER	FA	1-1	0-0	0-2	0-1	0-0	1-0	0-0	0-0	DND
12	PORTER	1-2	1-1	0-0	1-2	0-0	0-0	0-1	0-0	BUFF	BUFF
13	PYSYK	0-0	0-0	0-0	0-1	0-0	0-0	0-0	0-0	0-0	1-0
14	TROPP	INJ	INJ	INJ	INJ	INJ	INJ	INJ	INJ	INJ	INJ
15	RANKIN	1-0	0-0	INJ	INJ	INJ	INJ	INJ	INJ	INJ	INJ
20	CRAWFORD	0-1	1-0	0-1	0-0	1-0	0-0	0-0	0-1	0-0	0-0
22	VARONE	0-0	0-1	0-0	0-0	2-2	0-0	0-0	0-1	0-0	0-2
24	PARKER	0-0	DND	0-2	0-0	DND	DND	DND	DND	0-0	DND
25	MANCARI	3-0	0-2	0-0	1-1	0-0	0-1	0-0	0-0	0-0	0-0
28	GIRGENSONS	INJ	INJ	INJ	INJ	INJ	INJ	0-0	0-1	0-0	0-0
29	LEGALT	0-0	0-1	0-0	0-0	0-0	0-0	0-0	0-0	0-0	1-0
32	SCHOFIELD	0-1	1-0	0-1	0-0	0-0	0-0	0-0	0-0	0-1	0-0
34	GAUTHIER-LEDUC	0-0	0-1	0-0	0-0	DND	0-0	DND	0-0	DND	0-0
37	ELLIS	BUFF	BUF	BUFF	BUFF	0-0	0-0	0-0	0-0	0-0	0-0
44	SCHIESTEL	INJ	INJ	INJ	INJ	INJ	INJ	INJ	INJ	INJ	INJ
47	MacKENZIE	INJ	INJ	0-0	0-0	0-0	DND	0-0	DND	0-0	0-0
55	PARDY	0-1	0-0	BUFF	BUFF	0-0	0-0	0-0	0-1	0-1	0-0
72	ADAM	0-1	0-0	0-0	1-0	0-1	0-0	0-0	1-0	0-0	0-0
74	TARNASKY	0-0	0-0	1-0	1-0	0-0	1-0	0-0	0-0	0-0	0-0
83	LAGACE	BKFD	BKFD	DND	DND	BKFD	BKFD	BKFD	BKFD	BKFD	BKFD
91	ROY	0-0	0-0	1-0	1-0	1-0	0-0	0-0	0-0	0-0	0-0
92	SUNDHER	0-1	1-0	0-0	0-1	0-0	0-0	0-0	0-0	0-0	0-0
31	LIEUWEN	GNVL	GNVL	DNP	DND	DNP	DNP	L/4	DNP	DNP	DNP
33	LEGGIO	W/1	W/3	PER	W/2	W/1	L/2/1	DNP	W/0	L/5	L/3
49	KNAPP	DNP	DNP	L/3	DNP	GNVL	GNVL	GNVL	GNVL	GNVL	GNVL

SCORE	5-1	5-3	2-3	6-2	4-1#	1-3#	1-4	2-0	1-5	2-3
POWER-PLAY	1-5	2-7	0-8	1-9	1-1	1-5	1-5	1-1	0-2	0-5
PENALTY KILL	3-3	4-4	2-3	3-4	3-3	4-4	2-2	1-1	3-4	6-6
ROCH PIM	11	14	18	10	15	12	9	2	13	22
OPP PIM	15	20	18	20	11	14	15	2	9	20
ROCH SHOTS	29	21	19	30	26	30	36	49	22	19
OPP SHOTS	28	46	20	40	32	33	21	30	38	25
GW/GT GOAL	#12	#92	--	#74	#22	--	--	#7	--	--
GW/GT ASSIST	#7	#12	--	#25	--	--	--	#20	--	--
	#72	#25	--	#10	--	--	--	#22	--	--
EN GOAL	--	--	--	--	#22	--	--	--	--	--
FIRST GOAL	#25	#11	#91	#10	#91	#74	--	#7	--	#13
ROCH SO GOALS	--	--	--	--	--	--	--	--	--	--
OPP SO GOALS	--	--	--	--	--	--	--	--	--	--



Games 51-60 - 2.26.13 to 3.16.12

NO	NAME	2/26 SYR	2/27 @Tor	3/2 @Syr	3/3 @LE	3/8 ABB	3/9 @Bing	3/10 ABB	3/13 BING	3/15 ALB	3/16 @Tor
4	BIEGA	0-0	0-0	0-0	0-0	0-0	0-0	0-0	0-0	0-0	0-0
7	McNABB	0-0	0-0	0-1	0-3	1-2	0-0	0-0	0-0	0-0	0-0
8	McCORMICK	0-0	0-0	0-1	0-0	2-1	0-0	0-0	0-1	0-0	0-0
10	FLYNN	0-0	0-0	BUFF	BUFF	BUFF	BUFF	BUFF	BUFF	BUFF	BUFF
11	RISSMILLER	0-1	0-1	0-1	0-1	0-0	0-0	0-0	DND	DND	DND
12	PORTER	BUFF	BUFF	BUFF	BUFF	BUFF	BUFF	BUFF	BUFF	BUFF	BUFF
13	PYSYK	0-0	0-1	0-0	0-0	0-1	0-1	0-0	0-0	0-1	0-0
14	TROPP	INJ	INJ	INJ	INJ	INJ	INJ	INJ	INJ	INJ	INJ
15	RANKIN	INJ	INJ	INJ	INJ	INJ	INJ	INJ	INJ	INJ	INJ
20	CRAWFORD	0-0	0-0	0-0	0-0	0-1	0-1	0-0	0-0	0-0	0-0
22	VARONE	0-0	0-0	1-0	0-1	0-1	0-0	1-0	0-0	0-1	0-0
23	SZYDLOWSKI	FTW	FTW	FTW	FTW	DND	0-0	0-0	0-0	0-0	0-0
24	PARKER	DND	DND	0-0	0-0	0-0	DND	DND	0-0	0-0	0-0
25	MANCARI	0-0	1-0	1-1	1-1	0-1	0-2	0-1	0-1	1-1	0-0
28	GIRGENSONS	0-0	0-0	0-0	0-0	0-0	1-0	0-1	0-0	0-1	0-0
29	LEGAULT	0-0	0-0	0-0	2-0	0-0	1-0	0-0	1-0	0-0	1-0
32	SCHOFIELD	0-0	0-0	0-0	0-1	0-1	0-1	0-1	0-0	0-0	0-0
34	GAUTHIER-LEDUC	DND	0-0	0-0	0-0	DND	0-0	0-0	DND	0-0	DND
37	ELLIS	0-1	0-0	0-0	0-1	0-0	1-0	1-0	1-0	1-0	0-0
44	SCHIESTEL	0-0	0-0	0-0	0-0	0-0	0-0	0-0	DND	DND	DND
47	MacKENZIE	0-0	DND	DND	DND	0-0	DND	DND	0-1	DND	0-0
55	PARDY	BUFF	BUFF	BUFF	BUFF	BUFF	BUFF	BUFF	0-1	0-0	0-0
72	ADAM	0-0	0-0	0-0	1-0	1-1	0-0	0-0	1-1	0-0	0-0
74	TARNASKY	1-0	0-0	0-0	0-0	1-1	0-0	0-0	0-1	0-0	0-0
91	ROY	DND	0-0	0-0	0-0	0-0	0-0	0-0	0-0	0-0	0-0
92	SUNDHER	0-0	INJ	INJ	INJ	INJ	INJ	INJ	INJ	INJ	INJ
31	LIEUWEN	DNP	DNP	DNP	DNP	DNP	OTL/4	DNP	DNP	DNP	DNP
33	LEGGIO	L/3/1	L/2	W/1	W/2	W/0	DNP	SOW/2	W/1	L/3	L/6

SCORE	1-4#	1-2	2-1*	4-2	5-0	3-4*	3-2**	3-1	2-3	1-6
POWER-PLAY	1-5	1-2	2-6	1-2	3-8	1-5	0-2	0-3	1-5	0-4
PENALTY KILL	4-5	3-4	4-5	3-3	5-5	3-3	3-3	4-4	2-2	4-4
ROCH PIM	12	13	10	16	10	6	8	8	9	10
OPP PIM	12	11	12	14	16	10	6	6	15	10
ROCH SHOTS	27	28	26	26	26	44	33	39	33	31
OPP SHOTS	30	39	36	40	44	38	37	19	26	32
GW/GT GOAL	--	--	#22	#29	#8	--	#4-SOG	#72	--	--
GW/GT ASSIST	--	--	#25	#32	#13	--	--	#47	--	--
	--	--	#7	#37	#25	--	--	#55	--	--
EN GOAL	--	--	--	--	--	--	--	--	--	--
FIRST GOAL	--	--	#25	#72	#8	--	#37	#37	--	--
ROCH SO GOALS	--	--	--	--	--	--	4-10	--	--	--
OPP SO GOALS	--	--	--	--	--	--	3-10	--	--	--



Games 61-70 - 3.9.13 to 4.7.13

NO	NAME	3/19 @OKC	3/22 @Tex	3/23 @Hou	3/24 @SA	3/27 SYR	3/29 TOR	3/30 @Ham	4/5 LE	4/6 @Adir	4/7 @Alb
4	BIEGA	0-0	0-0	0-1	0-0	0-1	0-0	0-0	0-0	0-1	0-0
5	FIENHAGE	GWJ	GWJ	GWJ	0-0	0-0	0-0	0-0	GWJ	GWJ	GWJ
7	McNABB	0-0	0-0	0-0	INJ	INJ	INJ	INJ	INJ	INJ	INJ
8	McCORMICK	INJ	0-0	0-0	0-1	0-0	1-0	0-0	0-0	0-0	0-0
10	FLYNN	BUFF	BUFF	BUFF	BUFF	BUFF	BUFF	BUFF	BUFF	BUFF	BUFF
11	RISSMILLER	0-1	DND	DND	DND	DND	DND	DND	0-0	1-0	0-0
12	PORTER	BUFF	BUFF	BUFF	BUFF	BUFF	BUFF	BUFF	BUFF	BUFF	BUFF
13	PYSYK	BUFF	BUFF	BUFF	BUFF	BUFF	BUFF	BUFF	BUFF	BUFF	BUFF
14	TROPP	INJ	INJ	INJ	INJ	INJ	0-1	0-1	0-0	DND	0-0
15	RANKIN	INJ	INJ	INJ	INJ	INJ	0-0	2-0	0-0	0-1	0-1
16	BAILEN	RPI	RPI	RPI	RPI	INJ	INJ	INJ	0-1	0-0	0-0
17	JACOBS	DND	0-0	1-0	0-0	0-0	0-0	0-0	DND	0-2	0-0
18	BEATTIE	NU	NU	NU	NU	NU	NU	NU	NU	DND	DND
20	CRAWFORD	0-0	0-1	0-0	0-0	0-0	0-0	0-1	0-0	0-1	1-0
21	KEA	SAG	SAG	SAG	SAG	SAG	SAG	SAG	DND	DND	DND
22	VARONE	1-0	0-1	INJ	INJ	INJ	INJ	INJ	INJ	INJ	INJ
23	SZYDLOWSKI	0-0	0-0	INJ	INJ	INJ	DND	FTW	FTW	FTW	FTW
24	PARKER	0-0	DND	0-0	0-0	SUSP	SUSP	DND	DND	DND	DND
25	MANCARI	0-2	1-0	0-0	0-0	0-0	0-0	0-0	0-0	1-0	0-0
26	LARSSON	HOU	HOU	HOU	HOU	HOU	HOU	HOU	1-0	0-1	0-1
28	GIRGENSONS	0-0	0-0	0-0	0-0	0-1	0-0	0-0	0-0	0-0	1-1
29	LEGAULT	0-0	0-0	0-0	1-0	0-0	0-0	0-0	0-0	0-0	0-0
32	SCHOFIELD	0-0	0-0	0-0	0-0	1-0	0-0	0-1	0-0	INJ	INJ
34	GAUTHIER-LEDUC	DND	DND	0-0	0-0	0-0	0-0	1-0	0-0	0-0	0-0
37	ELLIS	0-0	0-0	0-1	1-0	0-0	0-1	1-0	0-0	0-0	0-0
44	SCHIESTEL	0-0	0-0	0-0	0-0	0-0	0-0	0-0	0-1	1-0	0-0
47	MacKENZIE	0-0	0-0	INJ	INJ	INJ	INJ	0-1	0-0	0-0	0-0
55	PARDY	1-0	0-0	0-1	0-1	0-0	0-0	0-0	BUFF	BUFF	BUFF
72	ADAM	0-0	0-0	0-0	0-2	0-0	0-0	0-1	BUFF	BUFF	BUFF
74	TARNASKY	0-0	0-0	1-0	1-1	0-0	0-0	0-1	0-0	0-0	0-0
83	LAGACE	BKFD	BKFD	BKFD	DND	0-0	DND	DND	0-0	0-0	DND
91	ROY	0-0	0-0	0-0	0-0	0-0	0-0	0-0	DND	1-0	0-0
92	SUNDHER	INJ	INJ	INJ	INJ	INJ	INJ	INJ	INJ	INJ	INJ
31	LIEUWEN	DNP	DNP	DNP	W/0	DNP	DNP	S/ND/1	INJ	INJ	INJ
33	LEGGIO	SOW/2	L/2	SOW/2	DNP	W/0	L/2/2	R/W/1	L/3	SOW/4	DNP
39	HACKETT	HOU	HOU	HOU	HOU	HOU	HOU	HOU	DNP	DNP	SOW-2(1)
SCORE		3-2**	1-2	3-2**	3-0	1-0	1-4##	4-2#	1-3	5-4**	3-2**
POWER-PLAY		0-3	0-3	0-2	1-3	0-1	0-2	0-2	0-4	1-2	1-5
PENALTY KILL		6-6	7-7	3-4	3-3	2-2	2-2	3-3	2-3	0-1	7-7
ROCH PIM		24	14	13	13	14	4	8	8	2	29
OPP PIM		8	6	9	23	12	4	6	10	4	15
ROCH SHOTS		34	30	30	25	14	15	30	38	25	23
OPP SHOTS		32	41	40	39	38	40	36	24	43	41
GW/GT GOAL		#4-SOG	--	#4-SOG	#29	#32	--	#34	--	#17-SOG	#26-SOG
GW/GT ASSIST		--	--	--	#72	#4	--	#72	--	--	--
		--	--	--	#74	#28	--	#74	--	--	--
EN GOAL		--	--	--	--	--	--	#37	--	--	--
FIRST GOAL		--	--	--	#29	#32	#8	--	--	#11	--
ROCH SO GOALS		1-5	--	3-5	--	--	--	--	--	2-5	3-3
OPP SO GOALS		0-5	--	2-5	--	--	--	--	--	1-5	0-3



Games 71-76 - 4.12.13 to 4.21.13

NO	NAME	4/12 OKC	4/13 @Syr	4/14 @Alb	4/19 TOR	4/20 HAM	4/21 @Ham
4	BIEGA	0-0	1-0	0-0	0-0	0-1	0-1
7	McNABB	INJ	INJ	INJ	INJ	INJ	INJ
8	McCORMICK	1-0	0-0	1-1	1-0	0-0	DND
10	FLYNN	BUFF	BUFF	BUFF	BUFF	BUFF	BUFF
11	RISSMILLER	0-0	0-0	0-1	0-0	0-0	0-0
12	PORTER	BUFF	BUFF	BUFF	BUFF	BUFF	BUFF
13	PYSYK	BUFF	BUFF	BUFF	BUFF	BUFF	BUFF
14	TROPP	INJ	INJ	INJ	0-0	INJ	INJ
15	RANKIN	0-0	0-0	0-1	0-0	1-1	0-1
16	BAILEN	0-0	0-0	0-0	0-0	0-2	0-0
17	JACOBS	0-0	0-0	0-0	DND	DND	DND
18	BEATTIE	DND	DND	DND	DND	DND	0-1
20	CRAWFORD	0-0	0-0	0-0	0-1	0-0	0-0
21	KEA	DND	DND	DND	DND	DND	DND
22	VARONE	INJ	INJ	INJ	0-0	1-2	1-0
24	PARKER	DND	DND	DND	DND	DND	DND
25	MANCARI	0-0	0-1	1-0	0-0	0-0	0-0
26	LARSSON	0-0	0-0	0-1	0-0	INJ	INJ
28	GIRGENSONS	0-0	0-0	1-0	0-0	0-0	0-0
29	LEGAULT	0-2	0-0	INJ	INJ	1-0	1-0
32	SCHOFIELD	0-0	0-0	0-1	0-0	0-0	0-1
34	GAUTHIER-LEDUC	0-0	0-0	0-0	0-0	0-0	0-0
37	ELLIS	0-0	0-1	0-0	0-0	0-0	1-0
38	WILSON	DND	DND	DND	DND	DND	DND
43	CATENACCI	OS	OS	OS	DND	1-1	0-1
44	SCHIESTEL	0-0	0-0	0-0	0-0	0-0	0-0
47	MacKENZIE	0-1	0-0	0-0	0-0	0-0	0-0
55	PARDY	BUFF	BUFF	BUFF	BUFF	BUFF	BUFF
72	ADAM	BUFF	BUFF	BUFF	0-0	1-2	0-2
74	TARNASKY	1-0	0-0	0-1	0-0	0-0	0-0
83	LAGACE	DND	DND	0-0	DND	DND	DND
91	ROY	0-0	0-0	0-0	DND	DND	1-0
92	SUNDHER	INJ	INJ	INJ	INJ	INJ	INJ
31	LIEUWEN	INJ	INJ	INJ	INJ	INJ	INJ
33	LEGGIO	SOW-2	L/5	DNP	L/2/2	W/1	DNP
39	HACKETT	DNP	DNP	W/2	DNP	DNP	W/1
49	KNAPP	GNVL	GNVL	GNVL	DND	DND	DND

SCORE	3-2**	1-5	3-2	1-4##	5-1	4-1#
POWER-PLAY	0-4	0-4	2-3	1-7	2-6	0-2
PENALTY KILL	5-5	5-7	3-4	2-3	5-5	3-4
ROCH PIM	10	20	12	6	10	25
OPP PIM	8	14	10	24	12	21
ROCH SHOTS	31	21	36	18	27	37
OPP SHOTS	42	33	38	39	30	31
GW/GT GOAL	#26-SOG	--	#25	--	#43	#37
GW/GT ASSIST	--	--	#8	--	#15	#18
	--	--	#11	--	#22	#32
EN GOAL	--	--	--	--	--	#91
FIRST GOAL	--	--	#28	--	#72	#29
ROCH SO GOALS	2-3	--	--	--	--	--
OPP SO GOALS	0-4	--	--	--	--	--



The Last Time When...

THE AMERKS HAD A SHUT OUT:

Home: David Leggio vs Syracuse, 3/27/13 (game #65), 1-0
Away: Nathan Lieuwen @ San Antonio, 3/24/13 (game #64), 3-0

THE AMERKS WERE SHUT OUT:

Home: Mark Owuya, Toronto, 3/31/12 (game #69), 0-1
Away: Danny Taylor @ Abbotsford, 4/3/12 (game #70), 0-4

AMERKS WIN IN OVERTIME:

Home: vs. Lake Erie, 12/26/12 (game #28), 7-6 (Marcus Foligno)
Away: @ Syracuse, 3/2/13 (Game #53) 2-1 (Phil Varone)

AMERKS LOSE IN OVERTIME:

Home: vs. Grand Rapids, 4/10/12 (game #74), 4-5 (Doug Janik)
Away: @ Binghamton, 3/9/13 (game #56), 3-4 (Corey Cowick)

AMERKS WIN IN SHOOTOUT:

Home: vs Oklahoma City, 4/12/13 (game #71), 3-2 (GWG: Johan Larsson, Goalie: David Leggio)
Away: @ Albany, 4/7/13 (game #70), 3-2 (GWG: Johan Larsson, Goalie: Matt Hackett)

AMERKS LOSE IN SHOOTOUT:

Home: vs Toronto, 12/15/12 (game #24), 3-4 (Goalie: David Leggio)
Away: @ Hershey, 1/8/12 (game #36), 3-4 (Goalie: David Leggio)

AMERKS PLAYED TO SCORELESS TIE:

Home: Tyler Plante (Roch) vs Eddie Lack (Mtba), 2/23/11 (Game #59), 0-0.....Manitoba won in Shootout (Final 1-0)
Away: Dave Littman (Rochester) @ Stephan Fiset (Halifax), 11/20/91 (game #16), 0-0

AMERKS PLAYER SCORED A HAT TRICK:

Home: Mark Mancari vs Toronto, 2/1/13 (game #41)
Away: Paul Szczechura @ Syracuse, 2/4/12 (game #47)

OPPOSING PLAYER SCORED A HAT TRICK:

Home: Ondrej Palat, Syracuse, 2/26/13 (game #51)
Away: Brett Connolly @ Syracuse, 4/13/13 (game #72)

AMERKS PLAYER SCORED FOUR GOALS:

Home: Derek Whitmore vs Hamilton, 11/26/11 (game #20)
Away: Ken Priestlay @ Newmarket, 3/10/89 (game #70)

OPPOSING PLAYER SCORED FOUR GOALS:

Home: Grant Potulny, Binghamton, 12/30/05 (game #34)
Away: Grant Stevenson, Quad City, 1/20/08 (game #45)

AMERKS PLAYER SCORED FIVE GOALS:

Home: Jason Pominville vs Cleveland, 10/21/05 (game #5)
Away: Never

AMERKS PLAYER SCORED ON A PENALTY SHOT:

Home: David Brine vs. Manitoba (Curtis Sanford), 1/23/09 (game #44)
Away: Jason Pominville @ Hamilton (Dan Ellis), 2/12/05 (game #54)

OPPOSING PLAYER SCORED ON A PENALTY SHOT:

Home: Doug Janik, Grand Rapids, (David Leggio), 4/10/12 (game #74)
Away: Ryan Hamilton @ Toronto, (David Leggio), 2/27/13 (Game #52)

AMERKS PLAYER FAILED ON A PENALTY SHOT:

Home: Matt MacKenzie vs Albany (Jeff Frazee), 11/25/11
Away: Colin Stuart @ Toront (Mark Owuya), 11/19/11

OPPOSING PLAYER FAILED ON A PENALTY SHOT:

Home: Trevor Parkes, Grand Rapids (Drew MacIntyre), 10/16/11
Away: Sven Baertschi @ Abbotsford (David Leggio), 1/5/13

AMERKS SCORED 10 OR MORE GOALS:

Home: vs. Binghamton 12/16/06, 10-4
Away: @ Baltimore, 3/3/97, 10-6

AMERKS ALLOWED 10 OR MORE GOALS:

Home: vs. Syracuse, 4/6/08, 3-10
Away: @ Syracuse, 11/5/94, 4-10

AMERKS GOALIE SCORED A GOAL:

Home: Never
Away: Robb Stauber @ PEI, 10/9/95

OPPOSING GOALIE SCORED A GOAL:

Home: Christian Bronsard vs Syracuse, 10/30/99
Away: Chris Holt @ Binghamton, 3/19/10



2013 Playoff Standings

WESTERN CONFERENCE	GP	W	L	PTS	PCT	GF	GA	PIM	HOME	ROAD
1. * Grand Rapids	24	15	9	30	0.625	80	61	350	7-6-0-0	8-3-0-0
2. Oklahoma City	17	10	7	20	0.588	59	42	223	5-3-0-0	5-4-0-0
3. Toronto	9	5	4	10	0.556	27	28	150	3-2-0-0	2-2-0-0
4. Texas	9	4	5	8	0.444	14	24	97	3-1-0-0	1-4-0-0
5. Charlotte	5	2	3	4	0.400	15	23	61	1-2-0-0	1-1-0-0
6. Houston	5	2	3	4	0.400	11	15	79	1-1-0-0	1-2-0-0
7. Milwaukee	4	1	3	2	0.250	5	7	60	1-1-0-0	0-2-0-0
8. Rochester	3	0	3	0	0.000	5	11	76	0-1-0-0	0-2-0-0

EASTERN CONFERENCE	GP	W	L	PTS	PCT	GF	GA	PIM	HOME	ROAD
1. * Syracuse	18	13	5	26	0.722	65	45	359	6-4-0-0	7-1-0-0
2. W-B/Scranton	15	8	7	16	0.533	39	40	238	3-3-0-0	5-4-0-0
3. Providence	12	6	6	12	0.500	35	39	233	3-4-0-0	3-2-0-0
4. Springfield	8	3	5	6	0.375	17	26	135	2-2-0-0	1-3-0-0
5. Hershey	5	2	3	4	0.400	17	19	68	0-2-0-0	2-1-0-0
6. Manchester	4	1	3	2	0.250	8	10	49	1-1-0-0	0-2-0-0
7. Binghamton	3	0	3	0	0.000	6	9	48	0-2-0-0	0-1-0-0
8. Portland	3	0	3	0	0.000	8	12	88	0-1-0-0	0-2-0-0

OVERALL STANDINGS	GP	W	L	PTS	PCT	GF	GA	PIM	HOME	ROAD
1. Grand Rapids	24	15	9	30	0.625	80	61	350	7-6-0-0	8-3-0-0
2. Syracuse	18	13	5	26	0.722	65	45	359	6-4-0-0	7-1-0-0
3. Oklahoma City	17	10	7	20	0.588	59	42	223	5-3-0-0	5-4-0-0
4. W-B/Scranton	15	8	7	16	0.533	39	40	238	3-3-0-0	5-4-0-0
5. Providence	12	6	6	12	0.500	35	39	233	3-4-0-0	3-2-0-0
6. Toronto	9	5	4	10	0.556	27	28	150	3-2-0-0	2-2-0-0
7. Texas	9	4	5	8	0.444	14	24	97	3-1-0-0	1-4-0-0
8. Springfield	8	3	5	6	0.375	17	26	135	2-2-0-0	1-3-0-0
9. Houston	5	2	3	4	0.400	11	15	79	1-1-0-0	1-2-0-0
10. Hershey	5	2	3	4	0.400	17	19	68	0-2-0-0	2-1-0-0
11. Charlotte	5	2	3	4	0.400	15	23	61	1-2-0-0	1-1-0-0
12. Manchester	4	1	3	2	0.250	8	10	49	1-1-0-0	0-2-0-0
13. Milwaukee	4	1	3	2	0.250	5	7	60	1-1-0-0	0-2-0-0
14. Portland	3	0	3	0	0.000	8	12	88	0-1-0-0	0-2-0-0
15. Rochester	3	0	3	0	0.000	5	11	76	0-1-0-0	0-2-0-0
16. Binghamton	3	0	3	0	0.000	6	9	48	0-2-0-0	0-1-0-0



2013 Playoff Attendance

TEAM	TOTAL	GAMES	AVERAGE
Hershey	15,118	2	7,559
Grand Rapids	72,360	13	5,566
Manchester	11,006	2	5,503
Syracuse	51,748	10	5,175
Rochester	4,565	1	4,565
Toronto	22,110	5	4,422
Texas	17,672	4	4,418
Houston	8,546	2	4,273
W-B/Scranton	25,371	6	4,229
Providence	29,302	7	4,186
Portland	3,909	1	3,909
Charlotte	11,327	3	3,776
Binghamton	6,567	2	3,284
Springfield	12,871	4	3,218
Milwaukee	6,364	2	3,182
Oklahoma City	18,150	8	2,269
TOTAL	316,986	72	4,402



Points

#	Players	Team	GP	G	A	PTS
1	Ondrej Palat	SYR	18	7	19	26
2	Tomas Tatar	GR	24	16	5	21
3	Tyler Johnson	SYR	18	10	11	21
4	Mark Arcobello	OKC	17	12	8	20
5	Jan Mursak	GR	23	11	6	17
6	* Luke Glendening	GR	24	6	10	16
7	Landon Ferraro	GR	24	5	11	16
8	* Toni Rajala	OKC	17	4	12	16
9	* Riley Sheahan	GR	24	3	13	16
10	Teemu Hartikainen	OKC	17	7	8	15
11	Mark Barberio	SYR	18	3	12	15
12	Richard Panik	SYR	16	9	5	14
13	* Tomas Jurco	GR	24	8	6	14
14	Chris Bourque	PRO	12	5	9	14
15	* Chad Billins	GR	24	2	12	14
16	Carter Camper	PRO	12	8	5	13
17	Trevor Smith	WBS	15	5	8	13
	several tied at					12

Goals

#	Player	Team	GP	G
1	Tomas Tatar	GR	24	16
2	Mark Arcobello	OKC	17	12
3	Jan Mursak	GR	23	11
4	Tyler Johnson	SYR	18	10
5	Richard Panik	SYR	16	9

Power Play Goals

#	Player	Team	PPG
1	Tomas Tatar	GR	7
2	Jamie Tardif	PRO	4
3	Richard Panik	SYR	4
4	Tyler Johnson	SYR	4
5	* Tomas Jurco	GR	4

Power Play Assists

#	Player	Team	PPA
1	Ondrej Palat	SYR	8
2	Mark Barberio	SYR	7
3	Tyler Johnson	SYR	6
4	* Chad Billins	GR	6
	several tied at		5

Power Play Points

#	Player	Team	PP PTS
1	Tyler Johnson	SYR	10
2	Mark Barberio	SYR	9
3	Ondrej Palat	SYR	9
	several tied at		7

Shots

#	Player	Team	Shots
1	Tomas Tatar	GR	78
2	* Tomas Jurco	GR	69
3	* Toni Rajala	OKC	68
4	Mark Arcobello	OKC	58
5	Jan Mursak	GR	57

Game-Winning Goals

#	Player	Team	GWG
1	Richard Panik	SYR	4
2	* Tomas Jurco	GR	3
3	Tyler Johnson	SYR	3
4	Will Acton	TOR	3
	several tied at		2

Assists

#	Player	Team	GP	A
1	Ondrej Palat	SYR	18	19
2	* Riley Sheahan	GR	24	13
3	* Toni Rajala	OKC	17	12
4	Mark Barberio	SYR	18	12
5	* Chad Billins	GR	24	12

Penalty Minutes

#	Player	Team	GP	PIM
1	Bobby Robins	PRO	12	69
2	Ben Eager	OKC	13	64
3	Richard Panik	SYR	16	59
4	Mike Angelidis	SYR	18	49
	several tied at			36

Minor Penalties

#	Player	Team	Minors
1	Radko Gudas	SYR	17
2	* Luke Glendening	GR	15
3	Joey Mormina	WBS	13
4	Brennan Evans	GR	13
5	Jan Mursak	GR	13

Major Penalties

#	Player	Team	Majors
1	Bobby Robins	PRO	5
2	Mike Angelidis	SYR	3
	several tied at		2

Shorthanded Goals

#	Player	Team	SOGW
1	Tyler Johnson	SYR	3
2	Greg Scott	TOR	2
	several tied at		1

Shorthanded Assists

#	Player	Team	SHA
1	Ondrej Palat	SYR	3
	several tied at		1

Shorthanded Points

#	Player	Team	SH PTS
1	Ondrej Palat	SYR	4
2	Tyler Johnson	SYR	3
3	Greg Scott	TOR	2
	several tied at		1



Shots

#	Player	Team	SOG
1	Tomas Tatar	GR	78
2	* Tomas Jurco	GR	69
3	* Toni Rajala	OKC	68
4	Mark Arcobello	OKC	58
5	Jan Mursak	GR	57

Plus-Minus

#	Player	Team	+/-
1	Matt Taormina	SYR	19
2	Randy Jones	OKC	15
3	Jean-Philippe Cote	SYR	15
4	Jonathan Cheechoo	OKC	13
	several tied at		12

Shootout - Winning Goals

#	Player	Team	SOG
	several tied at		0

Shooting %

#	Player	Team	Goals	Shots	PCT
1	Michael Latta	HER	2	5	40.0
2	Carter Ashton	TOR	3	8	37.5
3	Will Acton	TOR	4	11	36.4
	several tied at				33.3

Shootout Goals

#	Player	Team	SOG
	several tied at		0

Shootout %

#	Player	TEAM	SO G	SO ATT	SO PCT
Shootout % - Minimum of 1 attempts.					

x - inactive, * - rookie



Playoff Goaltenders

#	Player	TEAM	GP	MINS	W	L	OTL	SOL	EN	SO	GA	GAA	SOGP	SOW	SOL	SOGA	SOA	SO%	SA	SVS	SV%
1	Brad Thiessen	WBS	12	654:16	6	4	0	0	2	2	15	1.38	0	0	0	0	0	0.000	310	295	0.952
2	*Magnus Hellberg	MIL	4	248:24	1	3	0	0	0	1	7	1.69	0	0	0	0	0	0.000	124	117	0.944
3	Martin Jones	MCH	4	277:10	1	3	0	0	0	0	10	2.16	0	0	0	0	0	0.000	147	137	0.932
4	Cedrick Desjardins	SYR	18	1097:38	13	5	0	0	3	3	42	2.30	0	0	0	0	0	0.000	458	416	0.908
5	Cristopher Nilstorp	TEX	9	547:28	4	5	0	0	3	1	21	2.30	0	0	0	0	0	0.000	270	249	0.922
6	*Petr Mrazek	GR	24	1431:18	15	9	0	0	6	4	55	2.31	0	0	0	0	0	0.000	658	603	0.916
7	Yann Danis	OKC	17	1019:05	10	7	0	0	1	1	41	2.41	0	0	0	0	0	0.000	535	494	0.923
8	Nathan Lawson	BNG	3	184:48	0	3	0	0	1	0	8	2.60	0	0	0	0	0	0.000	84	76	0.905
9	Drew MacIntyre	TOR	9	526:34	5	4	0	0	2	1	25	2.85	0	0	0	0	0	0.000	288	263	0.913
10	Curtis McElhinney	SPR	8	483:29	3	5	0	0	1	0	25	3.10	0	0	0	0	0	0.000	239	214	0.895
11	*Niklas Svedberg	PRO	12	674:58	6	6	0	0	0	0	37	3.29	0	0	0	0	0	0.000	332	295	0.889
12	Chad Johnson	POR	3	204:06	0	3	0	0	0	0	12	3.53	0	0	0	0	0	0.000	118	106	0.898
13	*Mike Condon	HOU	3	178:55	1	2	0	0	1	0	11	3.69	0	0	0	0	0	0.000	121	110	0.909
14	*x Philipp Grubauer	HER	5	300:44	2	3	0	0	0	0	19	3.79	0	0	0	0	0	0.000	192	173	0.901
15	David Leggio	RCH	2	124:53	0	2	0	0	1	0	8	3.84	0	0	0	0	0	0.000	47	39	0.830
16	*Rob Madore	CHA	5	239:30	2	3	0	0	1	0	16	4.01	0	0	0	0	0	0.000	135	119	0.881
17	x Jeff Zatkoff	WBS	5	253:23	2	3	0	0	0	0	23	5.45	0	0	0	0	0	0.000	142	119	0.838

(Based on 120 or more minutes)

Wins

#	Player	Team	Wins
1	*Petr Mrazek	GR	15
2	Cedrick Desjardins	SYR	13
3	Yann Danis	OKC	10
4	Brad Thiessen	WBS	6
5	*Niklas Svedberg	PRO	6

Losses

#	Player	Team	Losses
1	*Petr Mrazek	GR	9
2	Yann Danis	OKC	7
3	*Niklas Svedberg	PRO	6
	several tied at		5

Minutes

#	Player	Team	Min
1	*Petr Mrazek	GR	1431:18
2	Cedrick Desjardins	SYR	1097:38
3	Yann Danis	OKC	1019:05
4	*Niklas Svedberg	PRO	674:58
5	Brad Thiessen	WBS	654:16

Shutouts

#	Player	Team	Shutouts
1	*Petr Mrazek	GR	4
2	Cedrick Desjardins	SYR	3
3	Brad Thiessen	WBS	2
	several tied at		1

Saves

#	Player	Team	Saves
1	*Petr Mrazek	GR	603
2	Yann Danis	OKC	494
3	Cedrick Desjardins	SYR	416
4	Brad Thiessen	WBS	295
5	*Niklas Svedberg	PRO	295

Save %

#	Player	Team	Goals	Saves	SV%
1	Brad Thiessen	WBS	15	295	0.952
2	*Magnus Hellberg	MIL	7	117	0.944
3	Martin Jones	MCH	10	137	0.932
4	Yann Danis	OKC	41	494	0.923
5	Cristopher Nilstorp	TEX	21	249	0.922

Shootout Wins

#	Player	Team	Wins
	several tied at		0

Shootout Losses

#	Player	Team	Losses
	several tied at		0

Shootout %

#	Player	TEAM	SAVES	ATTEMPTS	SV%
	Shootout % - Minimum of 1 attempts.				

x - inactive, * - rookie



Points

#	Players	Team	GP	G	A	PTS
1	* Luke Glendening	GR	24	6	10	16
2	* Toni Rajala	OKC	17	4	12	16
3	* Riley Sheahan	GR	24	3	13	16
4	* Tomas Jurco	GR	24	8	6	14
5	* Chad Billins	GR	24	2	12	14
6	* C.J. Stretch	OKC	17	5	4	9
7	* J.T. Brown	SYR	18	4	5	9
8	* Brian Dumoulin	WBS	15	2	6	8
9	* Andrew Hotham	OKC	14	2	5	7
10	* Vladislav Namestnikov	SYR	18	2	5	7
11	* Andrej Sustr	SYR	18	2	5	7
12	* Martin Marincin	OKC	17	1	6	7
13	* Greg McKegg	TOR	9	3	3	6
14	* Taylor Fedun	OKC	17	3	3	6
15	* Brandon Davidson	OKC	17	0	6	6
16	* Spencer Abbott	TOR	5	2	3	5
17	* Brody Sutter	CHA	5	2	3	5
18	* Jayson Megna	WBS	12	2	3	5
19	* Ryan Spooner	PRO	12	2	3	5
20	* Reilly Smith	TEX	7	0	4	4

Goals

#	Player	Team	GP	G
1	* Tomas Jurco	GR	24	8
2	* Luke Glendening	GR	24	6
3	* C.J. Stretch	OKC	17	5
4	* Toni Rajala	OKC	17	4
5	* J.T. Brown	SYR	18	4

Power Play Goals

#	Player	Team	PPG
1	* Tomas Jurco	GR	4
2	* Greg McKegg	TOR	2
3	* Brian Dumoulin	WBS	2
4	* C.J. Stretch	OKC	2
	several tied at		1

Power Play Assists

#	Player	Team	PPA
1	* Chad Billins	GR	6
2	* Brian Dumoulin	WBS	4
3	* Reilly Smith	TEX	3
4	* Luke Glendening	GR	3
5	* Riley Sheahan	GR	3

Power Play Points

#	Player	Team	PP PTS
1	* Brian Dumoulin	WBS	6
2	* Chad Billins	GR	6
3	* Tomas Jurco	GR	6
4	* Greg McKegg	TOR	4
	several tied at		3

Game-Winning Goals

#	Player	Team	GWG
1	* Tomas Jurco	GR	3
2	* Vladislav Namestnikov	SYR	2
3	* Taylor Fedun	OKC	2
4	* Alex Chiasson	TEX	2
	several tied at		1

Assists

#	Player	Team	GP	A
1	* Riley Sheahan	GR	24	13
2	* Toni Rajala	OKC	17	12
3	* Chad Billins	GR	24	12
4	* Luke Glendening	GR	24	10
	several tied at			6

Penalty Minutes

#	Player	Team	GP	PIM
1	* Michael Liambas	MIL	2	32
2	* Luke Glendening	GR	24	30
3	* Andrej Sustr	SYR	18	25
4	* Tomas Jurco	GR	24	21
5	* J.T. Brown	SYR	18	18

Minor Penalties

#	Player	Team	Minors
1	* Luke Glendening	GR	15
2	* Tomas Jurco	GR	7
3	* Chad Billins	GR	6
	several tied at		5

Major Penalties

#	Player	Team	Majors
1	* Michael Liambas	MIL	2
	several tied at		1

Shorthanded Goals

#	Player	Team	SHG
1	* Trent Vogelhuber	SPR	1
2	* Dmitry Korobov	SYR	1
3	* Luke Glendening	GR	1
	several tied at		0

Shorthanded Assists

#	Player	Team	SHA
1	* Jayson Megna	WBS	1
	several tied at		0

Shorthanded Points

#	Player	Team	SH PTS
1	* Trent Vogelhuber	SPR	1
2	* Jayson Megna	WBS	1
3	* Dmitry Korobov	SYR	1
4	* Luke Glendening	GR	1
	several tied at		0



Plus-Minus

#	Player	Team	+/-
1	* Taylor Fedun	OKC	12
2	* Andrej Sustr	SYR	11
3	* Toni Rajala	OKC	9
4	* Martin Marincin	OKC	8
5	* Luke Glendening	GR	8

Shootout Winning Goals

#	Player	Team	SOGW
	several tied at		0

Shootout Goals

#	Player	Team	SOG
	several tied at		0

Shootout %

#	Player	TEAM	SOG	SO ATT	SO PCT
---	--------	------	-----	--------	--------

Shootout % - Minimum of 1 attempts.

Shooting %

#	Player	Team	Goals	Shots	PCT
1	* Zemgus Girgensons	RCH	3	9	33.3
2	* Brody Sutter	CHA	2	6	33.3
3	* Spencer Abbott	TOR	2	9	22.2
4	* Greg McKegg	TOR	3	14	21.4
5	* C.J. Stretch	OKC	5	24	20.8

Shooting % - Minimum of 5 shots.

Shots

#	Player	Team	Shots
1	* Tomas Jurco	GR	69
2	* Toni Rajala	OKC	68
3	* Luke Glendening	GR	48
4	* Riley Sheahan	GR	46
5	* Chad Billins	GR	40

x - inactive, * - rookie



Points

#	Players	Team	GP	G	A	PTS
1	Mark Barberio	SYR	18	3	12	15
2	* Chad Billins	GR	24	2	12	14
3	Matt Taormina	SYR	18	2	10	12
4	Nathan Paetsch	GR	24	0	11	11
5	Adam Almqvist	GR	21	3	7	10
6	* Brian Dumoulin	WBS	15	2	6	8
7	Brennan Evans	GR	24	2	6	8
8	Joey Mormina	WBS	15	1	7	8
9	* Andrew Hotham	OKC	14	2	5	7
10	* Andrej Sustr	SYR	18	2	5	7
11	* Martin Marincin	OKC	17	1	6	7
12	* Taylor Fedun	OKC	17	3	3	6
13	Jean-Philippe Cote	SYR	18	1	5	6
14	* Brandon Davidson	OKC	17	0	6	6
15	Brett Skinner	GR	21	0	6	6
16	David Savard	SPR	8	2	3	5
17	Kevin Connauton	TEX	9	2	3	5
18	Randy Jones	OKC	17	1	4	5
19	x Matt Bartkowski	PRO	5	0	5	5
20	Kevan Miller	PRO	9	0	5	5

Goals

#	Player	Team	GP	G
1	Mark Barberio	SYR	18	3
2	Adam Almqvist	GR	21	3
3	* Taylor Fedun	OKC	17	3
	several tied at			2

Power Play Goals

#	Player	Team	PPG
	several tied at		2

Power Play Assists

#	Player	Team	PPA
1	Mark Barberio	SYR	7
2	* Chad Billins	GR	6
3	* Brian Dumoulin	WBS	4
4	Nathan Paetsch	GR	4
	several tied at		3

Power Play Points

#	Player	Team	PP PTS
1	Mark Barberio	SYR	9
2	* Brian Dumoulin	WBS	6
3	* Chad Billins	GR	6
4	Joey Mormina	WBS	4
5	Nathan Paetsch	GR	4

Shots

#	Player	Team	Shots
1	* Chad Billins	GR	40
2	Nathan Paetsch	GR	40
3	Mark Barberio	SYR	36
4	Matt Taormina	SYR	33
5	Brennan Evans	GR	31

Game-Winning Goals

#	Player	Team	GWG
1	* Taylor Fedun	OKC	2
	several tied at		1

Assists

#	Player	Team	GP	A
1	Mark Barberio	SYR	18	12
2	* Chad Billins	GR	24	12
3	Nathan Paetsch	GR	24	11
4	Matt Taormina	SYR	18	10
	several tied at			7

Penalty Minutes

#	Player	Team	GP	PIM
1	Joey Mormina	WBS	15	36
2	Brennan Evans	GR	24	36
3	Radko Gudas	SYR	12	34
4	Garnet Exelby	PRO	12	31
5	Jean-Philippe Cote	SYR	18	29

Minor Penalties

#	Player	Team	Minors
1	Radko Gudas	SYR	17
2	Joey Mormina	WBS	13
3	Brennan Evans	GR	13
4	Jean-Philippe Cote	SYR	12
5	Mark Barberio	SYR	9

Major Penalties

#	Player	Team	Majors
1	x Patrick Wellar	HER	2
2	Dalton Prout	SPR	2
	several tied at		1

Shorthanded Goals

#	Player	Team	SHG
1	* Dmitry Korobov	SYR	1
	several tied at		0

Shorthanded Assists

#	Player	Team	SHA
1	Mike Mottau	TOR	1
2	Radko Gudas	SYR	1
3	Jean-Philippe Cote	SYR	1
4	Brennan Evans	GR	1
	several tied at		0

Shorthanded Points

#	Player	Team	SH PTS
1	Mike Mottau	TOR	1
2	Radko Gudas	SYR	1
3	* Dmitry Korobov	SYR	1
4	Jean-Philippe Cote	SYR	1
5	Brennan Evans	GR	1



Plus-Minus

#	Player	Team	+/-
1	Matt Taormina	SYR	19
2	Randy Jones	OKC	15
3	Jean-Philippe Cote	SYR	15
4	* Taylor Fedun	OKC	12
5	* Andrej Sustr	SYR	11

Shooting %

#	Player	Team	Goals	Shots	PCT
1	Bobby Raymond	CHA	2	9	22.2
2	* Brian Dumoulin	WBS	2	10	20.0
3	Blake Parlett	SPR	2	10	20.0
4	Mark Borowiecki	BNG	1	5	20.0
5	* Chris Wideman	BNG	1	5	20.0

Shooting % - Minimum of 5 shots.

Shootout Winning Goals

#	Player	Team	SOG
	several tied at		0

Shootout %

#	Player	TEAM	SO G	SO ATT	SO PCT

Shootout % - Minimum of 1 attempts.

Shootout Goals

#	Player	Team	SOG
	several tied at		0

x - inactive, * - rookie



2013 Playoff Statistics

No.	PLAYER	POS	GP	G	A	PTS	+/-	PIM	PP	PPA	SHG	SHA	GW	FG	IG	OT	UA	EN	SOG	SOA	SGW	SO%	SH	SH%	
28	* Zemgus Girgensons	LW	3	3	0	3	2	0	0	0	0	0	0	0	0	0	0	0	0	0	0	0	0.000	9	33.3
26	* Johan Larsson	C	3	0	3	3	2	6	0	0	0	0	0	0	0	0	0	0	0	0	0	0	0.000	7	0.0
4	Alex Biega	D	3	0	2	2	-2	2	0	0	0	0	0	0	0	0	0	0	0	0	0	0	0.000	2	0.0
25	Mark Mancari	RW	3	0	2	2	-1	12	0	0	0	0	0	0	0	0	0	0	0	0	0	0	0.000	10	0.0
8	Cody McCormick	C	3	1	0	1	-1	26	0	0	1	0	0	0	0	0	1	0	0	0	0	0	0.000	6	16.7
74	Nick Tarnasky	LW	3	1	0	1	1	4	0	0	0	0	0	0	0	0	0	0	0	0	0	0	0.000	5	20.0
47	Matt MacKenzie	D	2	0	1	1	1	2	0	0	0	0	0	0	0	0	0	0	0	0	0	0	0.000	4	0.0
20	Nick Crawford	D	1	0	0	0	1	0	0	0	0	0	0	0	0	0	0	0	0	0	0	0	0.000	2	0.0
39	Matt Hackett	G	1	0	0	0	0	0	0	0	0	0	0	0	0	0	0	0	0	0	0	0	0.000	0	0.0
29	Maxime Legault	RW	1	0	0	0	0	0	0	0	0	0	0	0	0	0	0	0	0	0	0	0	0.000	0	0.0
52	* Mikhail Grigorenko	C	2	0	0	0	-2	0	0	0	0	0	0	0	0	0	0	0	0	0	0	0	0.000	4	0.0
33	David Leggio	G	2	0	0	0	0	0	0	0	0	0	0	0	0	0	0	0	0	0	0	0	0.000	0	0.0
72	Luke Adam	C	3	0	0	0	-4	2	0	0	0	0	0	0	0	0	0	0	0	0	0	0	0.000	8	0.0
16	* Nick Bailen	D	3	0	0	0	-3	0	0	0	0	0	0	0	0	0	0	0	0	0	0	0	0.000	1	0.0
37	Matt Ellis	LW	3	0	0	0	0	2	0	0	0	0	0	0	0	0	0	0	0	0	0	0	0.000	7	0.0
10	* Brian Flynn	RW	3	0	0	0	-1	4	0	0	0	0	0	0	0	0	0	0	0	0	0	0	0.000	10	0.0
34	* Jerome Gauthier-Leduc	D	3	0	0	0	-3	0	0	0	0	0	0	0	0	0	0	0	0	0	0	0	0.000	2	0.0
13	* Mark Pysyk	D	3	0	0	0	2	2	0	0	0	0	0	0	0	0	0	0	0	0	0	0	0.000	3	0.0
11	Patrick Rissmiller	LW	3	0	0	0	-2	4	0	0	0	0	0	0	0	0	0	0	0	0	0	0	0.000	6	0.0
44	Drew Schiestel	D	3	0	0	0	1	2	0	0	0	0	0	0	0	0	0	0	0	0	0	0	0.000	3	0.0
32	Rick Schofield	C	3	0	0	0	2	4	0	0	0	0	0	0	0	0	0	0	0	0	0	0	0.000	3	0.0
22	Phil Varone	C	3	0	0	0	-4	2	0	0	0	0	0	0	0	0	0	0	0	0	0	0	0.000	6	0.0
	BENCH		3	0				2																0	
TOTALS			3	5	8	13	-11	76	0	0	1	0	0	0	0	0	1	0	0	0	0	0.000	98	0.051	

No.	GOALIE	GP	MINS	W	L	SOL	SO	EN	GA	GAA	SOGP	SOW	SOL	SOGA	SOA	SO%	SA	SVS	SV%
39	Matt Hackett	1	57:38	0	1	0	0	0	2	2.08	0	0	0	0	0	0.000	20	18	0.900
33	David Leggio	2	124:53	0	2	0	0	1	8	3.84	0	0	0	0	0	0.000	47	39	0.830
	Empty Net		2:43						1								1		
TOTALS		3	185:14	0	3	0	0	1	11	3.56	0	0	0	0	0	0.000	68	57	0.838

x - inactive, * - rookie



Player	Multi-Point Games					Multi-Goal Games				Other Stats			
	2Pts	3Pts	4Pts	5Pts	6Pts	2Goal	3Goal	4Goal	5Goal	ENG	OTG	UAG	GWA
MANCARI	16	2					1			1		2	7
PORTER	8	4				1							5
ADAM	6												5
FLYNN	5	1	1				2	1		1			4
HODGSON	4	2					2						3
BRENNAN	4	2		1			2						2
McNABB	4	3									1		2
TARNASKY	4												4
FOLIGNO	3	1	1				1				1		1
BIEGA	3												2
VARONE	2		1				1			1		2	5
GIRGENSONS	2												2
SCHOFIELD	2						1						2
PYSYK	2												2
RISSMILLER	2												1
PARKER	2						1						
LEGAULT	2						1						
RANKIN	2						1						4
McCORMICK	1	1					1						2
TROPP	1						1						
SUNDHER	1												
CATENACCI	1												
JACOBS	1												
BAILEN	1												1
CRAWFORD										1			3
SCHIESTEL													1
ROY										1			
BEATTIE													1
ELLIS										1			1
TOTALS	79	16	3	1	0	15	2	0	0	6	2	4	60

GTG = Game Tying Goal ENG = Empty Net Goal OTG – Overtime Goal UAG – Unassisted Goal GWA – Game Winning Assist

Goaltender	Goals Against Per Game										Season Total Goals Against		
	OGG	1GG	2GG	3GG	4GG	5GG	6GG	7GG	8GG	9+GG	PPGs	SHGs	ENGs
LEGGIO	4	10	18	12	7	7	3	1				32	10
HACKETT		1	2									2	
KNAPP		1		2	3	1						6	
LIEUWEN	1				2								1
COMBINED GOALIES						1							
TOTALS	5	12	21	14	12	9	3	1	0	0	40	11	9

1GG,2GG,3GG = Games Allowing (1,2,3) goals.

PPGs, SHGs, ENGs = Goals Allowed



2013 Player Playoff Summary

NO	NAME	4/19 @TOR	4/21 @TOR	4/23 TOR
4	BIEGA	0-1	0-0	0-1
7	McNABB	INJ	INJ	INJ
8	McCORMICK	1-0	0-0	0-0
10	FLYNN	0-0	0-0	0-0
11	RISSMILLER	0-0	0-0	0-0
13	PYSYK	0-0	0-0	0-0
14	TROPP	INJ	INJ	INJ
15	RANKIN	DND	DND	DND
16	BAILEN	0-0	0-0	0-0
17	JACOBS	DND	DND	DND
18	BEATTIE	DND	DND	DND
20	CRAWFORD	0-0	INJ	INJ
21	KEA	DND	DND	DND
22	VARONE	0-0	0-0	0-0
23	SZYDLOWSKI	DND	DND	DND
24	PARKER	DND	DND	DND
25	MANCARI	0-1	0-0	0-1
26	LARSSON	0-2	0-0	0-1
28	GIRGENSONS	2-0	0-0	1-0
29	LEGAULT	0-0	DND	DND
32	SCHOFIELD	0-0	0-0	0-0
34	GAUTHIER-LEDUC	0-0	0-0	0-0
37	ELLIS	0-0	0-0	0-0
38	WILSON	DND	DND	DND
43	CATENACCI	DND	DND	DND
44	SCHIESTEL	0-0	0-0	0-0
47	MacKENZIE	DND	0-0	0-1
52	GRIGORENKO	DND	0-0	0-0
72	ADAM	0-0	0-0	0-0
74	TARNASKY	0-0	0-0	1-0
83	LAGACE	DND	DND	DND
91	ROY	DND	DND	DND
92	SUNDHER	INJ	INJ	INJ
<hr/>				
31	LIEUWEN	INJ	INJ	INJ
33	LEGGIO	L/5/1	DNP	L/3
39	HACKETT	DNP	L/2	DNP
49	KNAPP	DND	DND	DND
<hr/>				
SCORE	3-6#	0-2	2-3*	
POWER-PLAY	0-6	0-5	0-5	
PENALTY KILL	4-7	7-8	3-3	
ROCH PIM	18	45	13	
OPP PIM	16	28	17	
ROCH SHOTS	34	25	39	
OPP SHOTS	18	20	30	
GW/GT GOAL	--	--	--	
GW/GT ASSIST	--	--	--	
EN GOAL	--	--	--	
FIRST GOAL	--	--	--	

* = Overtime Game
 # = Empty Net Goal
 ND = No Decision

DND = Did Not Dress
 DNP = Did Not Play
 INJ = Injured

R = Replaced Starting Goalie
 () = Goalie Assist
 REL = Released



Amerks When...	TIMES	HOME		ROAD		OVERALL	
		W	L	W	L	W	L
SCORING FIRST GOAL OF GAME	0	0	0	0	0	0	0
ALLOWING FIRST GOAL OF GAME	3	0	1	0	2	0	3
OUTSHOOTING THE OPPONENT	3	0	1	0	2	0	3
SHOTS ARE TIED	0	0	0	0	0	0	0
OUTSHOT BY THE OPPONENT	0	0	0	0	0	0	0
LEADING AFTER ONE PERIOD	0	0	0	0	0	0	0
TIED AFTER ONE PERIOD	2	0	1	0	1	0	2
TRAILING AFTER ONE PERIOD	1	0	0	0	1	0	1
LEADING AFTER TWO PERIODS	0	0	0	0	0	0	0
TIED AFTER TWO PERIODS	1	0	0	0	1	0	1
TRAILING AFTER TWO PERIODS	2	0	1	0	1	0	2
IN OVERTIME	1	0	1	0	0	0	1
ONE GOAL GAME	1	0	1	0	0	0	1
TWO GOAL GAME	1	0	0	0	1	0	1
THREE GOAL GAME	1	0	0	0	1	0	1
FOUR GOAL GAME	0	0	0	0	0	0	0
FIVE GOAL GAME	0	0	0	0	0	0	0
SIX GOAL GAME	0	0	0	0	0	0	0

Amerks by Month...	GP	HOME		ROAD		OVERALL	
		W	L	W	L	W	L
APRIL	2	0	0	0	2	0	2
MAY	1	0	1	0	0	0	1
TOTALS	3	0	1	0	2	0	3

Amerks by Day...	GP	HOME		ROAD		OVERALL	
		W	L	W	L	W	L
MONDAY	0	0	0	0	0	0	0
TUESDAY	0	0	0	0	0	0	0
WEDNESDAY	1	0	1	0	0	0	1
THURSDAY	0	0	0	0	0	0	0
FRIDAY	0	0	0	0	0	0	0
SATURDAY	1	0	0	0	1	0	1
SUNDAY	1	0	0	0	1	0	1
TOTALS	3	0	1	0	2	0	3



Player	Multi-Point Games					Multi-Goal Games				Other Stats			
	2Pts	3Pts	4Pts	5Pts	6Pts	2Goal	3Goal	4Goal	5Goal	ENG	OTG	UAG	GWA
Girgensons, Zemgus	1					1							
Larsson, Johan	1												
McCormick, Cody												1	
TOTALS	2	0	0	0	0	1	0	0	0	0	0	1	0

GTG = Game Tying Goal ENG = Empty Net Goal OTG = Overtime Goal UAG = Unassisted Goal GWA = Game Winning Assist

Goaltender	Goals Against Per Game							Season Total Goals Against		
	1GG	2GG	3GG	4GG	5GG	6GG	7GG	PPGs	SHGs	ENGs
Leggio, David			1			1		3		1
Hackett, Matt		1						1		
TOTALS	0	1	1	0	0	1	0	4	0	1

1GG,2GG,3GG = Games Allowing [1,2,3] goals.

PPGs, SHGs, ENGs = Goals Allowed



Scoring

MOST GOALS SCORED – GAME	3	4/27 @ TOR
MOST GOALS SCORED – PERIOD	2	4/27 @ TOR (2nd)
MOST GOALS ALLOWED – GAME	6	4/27 @ TOR
MOST GOALS ALLOWED – PERIOD	3	4/27 @ TOR (3rd)
LARGEST MARGIN OF VICTORY	0	
LARGEST MARGIN OF DEFEAT	3	4/27 @ TOR (3rd)

Shots

MOST SHOTS TAKEN – GAME	39	5/1 vs TOR
MOST SHOTS TAKEN – PERIOD	19	4/27 @ TOR (2nd)
FEWEST SHOTS TAKEN – GAME	34	4/27 @ TOR
FEWEST SHOTS TAKEN – PERIOD	4	4/28 @ TOR (1st)
MOST SHOTS ALLOWED – GAME	30	5/1 vs TOR
MOST SHOTS ALLOWED – PERIOD	12	5/1 vs TOR (3rd)
FEWEST SHOTS ALLOWED – GAME	18	4/27 @ TOR
FEWEST SHOTS ALLOWED – PERIOD	3	4/27 @ TOR (2nd)

Penalty Minutes

MOST PENALTY MINUTES – GAME	45	4/28 @ TOR
MOST PENALTY MINUTES – PERIOD	29	4/28 @ TOR (3rd)
FEWEST PENALTY MINUTES – GAME	13	5/1 vs TOR
MOST PENALTY MINUTES – OPPONENTS – GAME	28	4/28 @ TOR
FEWEST PENALTY MINUTES – OPPONENTS – GAME	17	5/1 vs TOR

Penalty Minutes

LONGEST WINNING STREAK	0 Games
LONGEST WINNING STREAK – HOME	0 Games
LONGEST WINNING STREAK – ROAD	0 Games
LONGEST LOSING STREAK	3 Games*
LONGEST LOSING STREAK – HOME	1 Games*
LONGEST LOSING STREAK – ROAD	2 Games*



Penalty Minutes

MOST GOALS – GAME	2	Girgensons (4/27 @ TOR)
MOST ASSISTS – GAME	2	Larsson (4/27 @ TOR)
MOST POINTS – GAME	2	Girgensons & Larsson (4/27 @ TOR)
MOST PENALTY MINUTES – GAME	17	McCormick (4/28 @ TOR)
MOST SHOTS – GAME	5	McCormick (5/1 vs TOR)

Individual Streaks

CONSECUTIVE GAME GOAL-SCORING STREAK	1	Girgensons, McCormick
CONSECUTIVE GAME ASSIST STREAK	1	Biega, Mancari, Larsson
CONSECUTIVE GAME POINT STREAK	1	11 Times

* - Current



Results

GM	DATE	OPPONENT	GF	GA	W/L	RECORD	GOALIES	GWG	HOME	ROAD
1	4/27	at Toronto	3	6	L	0-1	Leggio/MacINTYRE	Ranger		5,544
2	4/28	at Toronto	0	2	L	0-2	Hackett/MacINTYRE	Zigomanis		6,052
3	5/1	TORONTO	2	3	OTL	0-3	Leggio/MacINTYRE	Acton	4,565	
4	5/2	TORONTO*	0	0						
5	5/4	at Toronto*	0	0						
TOTALS			5	11					4,565	11,596

(Toronto Wins Series 3-0)

* - If Necessary



AHL Affiliate of
the Buffalo Sabres



2013 ROCHESTER AMERICANS 2014

RECORD BOOK

YEAR-BY-YEAR STANDINGS



1956-57 Regular Season Standings

Teams	GP	W	L	T	PTS	GF	GA
Providence	64	34	22	8	76	236	168
Cleveland	64	35	26	3	73	249	210
Rochester	64	34	25	5	73	224	199
Hershey	64	32	28	4	68	223	237
Buffalo	64	25	37	2	52	209	270
Springfield	64	19	41	4	42	217	274

1957 Playoffs

Teams	Series	Team	Series
Rochester	4	Providence	1
Cleveland	4	Hershey	3
Cleveland	4	Rochester	1

1957-58 Regular Season Standings

Teams	GP	W	L	T	PTS	GF	GA
Hershey	70	39	24	7	85	241	198
Cleveland	70	39	28	3	81	232	163
Providence	70	33	32	5	71	237	220
Springfield	70	29	33	8	66	231	246
Rochester	70	29	35	6	64	205	242
Buffalo	70	25	42	3	53	224	301

1958 Playoffs

Teams	Series	Team	Series
Hershey	4	Providence	1
Springfield	4	Cleveland	3
Hershey	4	Springfield	2

1958-59 Regular Season Standings

Teams	GP	W	L	T	PTS	GF	GA
Buffalo	70	38	28	4	80	233	201
Cleveland	70	37	30	3	77	261	252
Rochester	70	34	31	5	73	242	209
Hershey	70	32	32	6	70	200	202
Springfield	70	30	38	2	62	253	282
Providence	70	28	40	2	58	222	265

1959 Playoffs

Teams	Series	Team	Series
Buffalo	4	Rochester	1
Hershey	4	Cleveland	3
Hershey	4	Buffalo	2

1959-60 Regular Season Standings

Teams	GP	W	L	T	PTS	GF	GA
Springfield	72	43	23	6	92	280	219
Rochester	72	40	27	5	85	285	211
Providence	72	38	32	2	78	251	237
Cleveland	72	34	30	8	76	267	229
Buffalo	72	33	35	4	70	251	271
Hershey	72	28	37	7	63	226	238
Quebec	72	19	51	2	40	178	333

1960 Playoffs

Teams	Series	Team	Series
Springfield	4	Providence	1
Rochester	4	Cleveland	3
Springfield	4	Rochester	1

1960-61 Regular Season Standings

Teams	GP	W	L	T	PTS	GF	GA
Springfield	72	49	22	1	99	344	206
Hershey	72	36	32	4	76	218	210
Cleveland	72	36	35	1	73	231	234
Buffalo	72	35	34	3	73	259	261
Rochester	72	32	36	4	68	261	244
Quebec	72	30	39	3	63	217	267
Providence	72	26	46	0	52	225	333

1961 Playoffs

Teams	Series	Team	Series
Springfield	4	Cleveland	0
Hershey	4	Buffalo	0
Springfield	4	Hershey	0

1961-62 Regular Season Standings

Eastern Division	GP	W	L	T	PTS	GF	GA
Springfield	70	45	22	3	93	292	194
Hershey	70	37	28	5	79	236	213
Providence	70	36	32	2	74	261	267
Quebec	70	30	36	4	64	208	207
Western Division	GP	W	L	T	PTS	GF	GA
Cleveland	70	39	28	3	81	255	203
Buffalo	70	36	31	3	75	247	219
Rochester	70	33	31	6	72	234	240
Pittsburgh	70	10	58	2	22	177	367

1962 Playoffs

Teams	Series	Team	Series
Hershey	2	Providence	1
Buffalo	2	Rochester	0
Springfield	4	Cleveland	2
Buffalo	3	Hershey	1
Springfield	4	Buffalo	1

1962-63 Regular Season Standings

Eastern Division	GP	W	L	T	PTS	GF	GA
Providence	72	38	29	5	81	239	203
Hershey	72	36	28	8	80	262	231
Baltimore	72	35	30	7	77	226	244
Quebec	72	33	28	11	77	206	210
Springfield	72	33	31	8	74	282	236
Western Division	GP	W	L	T	PTS	GF	GA
Buffalo	72	41	24	7	89	237	199
Cleveland	72	31	34	7	69	270	253
Rochester	72	24	39	9	57	241	270
Pittsburgh	72	20	48	4	44	200	317

1963 Playoffs

Teams	Series	Team	Series
Cleveland	2	Rochester	0
Hershey	2	Baltimore	1
Hershey	3	Cleveland	2
Buffalo	4	Providence	2
Buffalo	4	Hershey	3

YEAR-BY-YEAR STANDINGS



1963-64 Regular Season Standings

Eastern Division							
GP	W	L	T	PTS	GF	GA	
Quebec	72	41	30	1	83	258	225
Hershey	72	36	31	5	77	236	249
Providence	72	32	35	5	69	248	239
Baltimore	72	32	44	5	51	238	292
Western Division							
GP	W	L	T	PTS	GF	GA	
Pittsburgh	72	40	29	3	83	242	196
Rochester	72	40	30	2	82	256	223
Cleveland	72	37	30	5	79	239	207
Buffalo	72	25	40	7	57	194	260

1964 Playoffs

Teams	Series	Team	Series
Hershey	2	Providence	1
Cleveland	2	Rochester	0
Quebec	4	Pittsburgh	1
Cleveland	3	Hershey	0
Cleveland	4	Quebec	0

1964-65 Regular Season Standings

Eastern Division							
GP	W	L	T	PTS	GF	GA	
Quebec	72	44	26	2	90	280	223
Hershey	72	36	32	4	76	246	243
Baltimore	72	35	32	5	75	275	249
Springfield	72	29	39	4	62	237	273
Providence	72	20	50	2	42	193	312
Western Division							
GP	W	L	T	PTS	GF	GA	
Rochester	72	48	21	3	99	310	199
Buffalo	72	40	26	6	86	261	218
Pittsburgh	72	29	36	7	65	228	256
Cleveland	72	24	43	5	53	228	285

1965 Playoffs - 1st Calder Cup

Teams	Series	Team	Series
Hershey	3	Baltimore	2
Buffalo	3	Pittsburgh	1
Hershey	3	Buffalo	2
Rochester	4	Quebec	1
Rochester	4	Hershey	1

1965-66 Regular Season Standings

Eastern Division							
GP	W	L	T	PTS	GF	GA	
Quebec	72	47	21	4	98	337	226
Hershey	72	37	30	5	79	268	232
Springfield	72	31	38	3	65	207	235
Baltimore	72	27	43	2	56	212	254
Providence	72	20	49	3	43	184	310
Western Division							
GP	W	L	T	PTS	GF	GA	
Rochester	72	46	21	5	97	288	221
Cleveland	72	38	32	2	78	243	217
Pittsburgh	72	38	33	1	77	236	218
Buffalo	72	29	40	3	61	215	243

1966 Playoffs - 2nd Calder Cup

Teams	Series	Team	Series
Springfield	3	Hershey	0
Cleveland	3	Pittsburgh	0
Rochester	4	Quebec	2
Cleveland	3	Springfield	0
Rochester	4	Cleveland	2

1966-67 Regular Season Standings

Eastern Division							
GP	W	L	T	PTS	GF	GA	
Hershey	72	38	24	10	86	273	216
Baltimore	72	35	27	10	80	252	247
Quebec	72	35	30	7	77	275	249
Springfield	72	32	31	19	73	267	261
Providence	72	13	46	13	39	210	329
Western Division							
GP	W	L	T	PTS	GF	GA	
Pittsburgh	72	41	21	10	92	282	209
Rochester	72	38	25	9	85	300	223
Cleveland	72	36	27	9	81	284	230
Buffalo	72	14	51	7	35	207	386

1967 Playoffs

Teams	Series	Team	Series
Hershey	2	Providence	1
Cleveland	2	Rochester	0
Quebec	4	Pittsburgh	1
Cleveland	3	Hershey	0
Cleveland	4	Quebec	0

1967-68 Regular Season Standings

Eastern Division							
GP	W	L	T	PTS	GF	GA	
Hershey	72	34	30	8	76	276	248
Springfield	72	31	33	8	70	247	276
Providence	72	30	33	9	69	235	272
Baltimore	72	28	34	10	66	235	255
Western Division							
GP	W	L	T	PTS	GF	GA	
Rochester	72	38	25	9	85	273	233
Quebec	72	33	28	11	77	277	240
Buffalo	72	32	28	12	76	238	224
Cleveland	72	28	30	14	70	236	255

1968 Playoffs - 3rd Calder Cup

Teams	Series	Team	Series
Providence	3	Springfield	1
Quebec	3	Buffalo	2
Rochester	4	Hershey	1
Quebec	3	Providence	1
Rochester	4	Quebec	2

1968-69 Regular Season Standings

Eastern Division							
GP	W	L	T	PTS	GF	GA	
Hershey	74	41	27	6	88	307	234
Baltimore	74	33	34	7	73	266	257
Providence	74	32	36	6	70	242	284
Springfield	74	27	36	11	65	257	274
Western Division							
GP	W	L	T	PTS	GF	GA	
Buffalo	74	41	18	15	97	282	192
Cleveland	74	30	32	12	72	213	245
Quebec	74	26	34	14	66	235	258
Rochester	74	25	38	11	61	237	295

1969 Playoffs

Teams	Series	Team	Series
Providence	3	Baltimore	1
Quebec	3	Cleveland	2
Quebec	3	Providence	2
Hershey	4	Buffalo	2
Hershey	4	Quebec	1

YEAR-BY-YEAR STANDINGS



1969-70 Regular Season Standings

Eastern Division	GP	W	L	T	PTS	GF	GA
Montreal	72	43	15	14	100	327	195
Springfield	72	38	29	5	81	287	287
Quebec	72	27	39	6	60	221	272
Providence	72	23	36	13	59	218	267
Western Division	GP	W	L	T	PTS	GF	GA
Buffalo	72	40	17	15	95	280	193
Hershey	72	28	28	16	72	247	249
Baltimore	72	25	30	17	67	230	252
Cleveland	72	23	33	16	62	222	255
Rochester	72	18	38	16	52	253	315

1970 Playoffs

Teams	Series	Team	Series
Montreal	4	Baltimore	1
Buffalo	4	Quebec	2
Springfield	4	Hershey	3
Buffalo	4	Springfield*	0

*Montreal eliminated by Springfield & Buffalo via round-robin play

1970-71 Regular Season Standings

Eastern Division	GP	W	L	T	PTS	GF	GA
Providence	72	28	31	13	69	257	270
Montreal	72	27	31	14	68	215	239
Springfield	72	29	35	8	66	244	281
Quebec	72	25	31	16	66	211	240
Western Division	GP	W	L	T	PTS	GF	GA
Baltimore	72	40	23	9	89	263	224
Cleveland	72	39	26	7	85	272	208
Hershey	72	31	31	10	72	238	212
Rochester	72	25	36	11	61	222	248

1971 Playoffs

Teams	Series	Team	Series
Springfield	1	Quebec	0
Springfield	3	Montreal	0
Cleveland	3	Hershey	1
Providence	4	Baltimore	2
Springfield	3	Cleveland	1
Springfield	4	Providence	0

1971-72 Regular Season Standings

Eastern Division	GP	W	L	T	PTS	GF	GA
Boston	76	41	21	14	96	260	191
Nova Scotia	76	41	21	14	96	274	202
Springfield	76	31	30	15	77	273	266
Providence	76	28	37	11	67	250	274
Rochester	76	28	38	10	66	242	311
Western Division	GP	W	L	T	PTS	GF	GA
Baltimore	76	34	31	11	79	240	249
Hershey	76	33	30	13	79	266	253
Cincinnati	76	30	28	18	78	252	258
Cleveland	76	32	34	10	74	269	263
Richmond	76	29	34	13	71	237	218
Tidewater	76	22	45	9	53	197	275

1972 Playoffs

Teams	Series	Team	Series	Team	Series
Boston	4	Providence	1	Nova Scotia	4
Nova Scotia	4	Springfield	1	Baltimore	4
Baltimore	4	Cleveland	2	Cincinnati	2
Cincinnati	4	Hershey	0	Nova Scotia	4
				Baltimore	2

1972-73 Regular Season Standings

Eastern Division	GP	W	L	T	PTS	GF	GA
Nova Scotia	76	43	18	15	101	316	191
Boston	76	34	29	3	81	248	256
Rochester	76	33	31	12	78	239	276
Providence	76	32	30	14	78	253	255
Springfield	76	18	42	16	52	265	344
New Haven	76	16	40	20	52	246	331
Western Division	GP	W	L	T	PTS	GF	GA
Cincinnati	76	54	17	5	113	351	206
Hershey	76	42	23	11	95	326	231
Virginia	76	38	22	16	92	258	221
Richmond	76	30	36	10	70	272	280
Jacksonville	76	23	44	9	55	251	329
Baltimore	76	17	48	11	45	210	315

1973 Playoffs

Teams	Series	Team	Series	Team	Series	Team	Series
Nova Scotia	4	Providence	2	Nova Scotia	4	Boston	0
Boston	4	Rochester	2	Cincinnati	4	Virginia	2
Cincinnati	4	Richmond	0	Cincinnati	4	Nova Scotia	1
Virginia	4	Hershey	3				

1973-74 Regular Season Standings

Eastern Division	GP	W	L	T	PTS	GF	GA
Rochester	76	42	21	13	97	296	248
Providence	76	38	26	12	88	330	244
Nova Scotia	76	37	27	12	86	263	223
New Haven	76	35	31	10	80	291	275
Boston	76	23	40	13	59	239	297
Springfield	76	21	40	15	57	251	327
Western Division	GP	W	L	T	PTS	GF	GA
Baltimore	76	42	24	10	94	310	232
Hershey	76	39	23	14	92	320	241
Cincinnati	76	40	25	11	91	273	233
Richmond	76	22	40	14	58	248	320
Jacksonville	76	24	44	8	56	244	334
Virginia	76	22	44	10	54	216	307

1974 Playoffs

Teams	Series	Team	Series	Team	Series	Team	Series
New Haven	4	Rochester	2	Providence	4	New Haven	0
Providence	4	Nova Scotia	2	Hershey	4	Baltimore	0
Baltimore	4	Richmond	1	Hershey	4	Providence	1
Hershey	4	Cincinnati	1				

YEAR-BY-YEAR STANDINGS



1974-75 Regular Season Standings

Eastern Division							
	GP	W	L	T	PTS	GF	GA
Providence	76	43	21	12	98	317	263
Rochester	76	42	25	9	93	317	243
Nova Scotia	75	40	26	9	89	270	227
Springfield	75	33	30	12	78	299	256
New Haven	76	30	35	11	71	282	302
Western Division							
	GP	W	L	T	PTS	GF	GA
Virginia	75	31	31	13	75	254	250
Richmond	75	29	39	7	65	262	293
Hershey	75	27	38	10	64	259	303
Syracuse	75	21	43	11	53	254	332
Baltimore*	46	14	22	10	38	136	180

*Disbanded 1/23/75

1975 Playoffs

Teams	Series	Team	Series	Team	Series	Team	Series
Springfield	4	Providence	2	Springfield	4	Rochester	2
Rochester	4	Nova Scotia	2	New Haven	4	Hershey	1
New Haven	4	Virginia	1	Springfield	4	New Haven	1
Hershey	4	Richmond	3				

1975-76 Regular Season Standings

Eastern Division							
	GP	W	L	T	PTS	GF	GA
Nova Scotia	76	48	20	8	104	326	209
Rochester	76	42	25	9	93	304	243
Providence	76	34	34	8	76	294	300
Springfield	76	33	39	4	70	267	321
Western Division							
	GP	W	L	T	PTS	GF	GA
Hershey	76	39	31	6	84	304	275
Richmond	76	29	39	8	66	262	297
New Haven	76	29	39	8	66	261	295
Baltimore	76	21	48	7	49	238	316

1976 Playoffs

Teams	Series	Team	Series
Rochester	3	Providence	0
Richmond	3	New Haven	0
Nova Scotia	4	Rochester	0
Hershey	4	Richmond	1
Nova Scotia	4	Hershey	1

1976-77 Regular Season Standings

Team	GP	W	L	T	PTS	GF	GA
Nova Scotia	80	52	22	6	110	308	225
New Haven	80	43	31	6	92	333	287
Rochester	80	42	33	5	89	320	273
Hershey	80	36	38	6	78	282	293
Springfield	80	28	51	1	57	302	390
Rhode Island	80	25	51	4	54	282	359

1977 Playoffs

Teams	Series	Team	Series
Nova Scotia	4	Hershey	2
Rochester	4	New Haven	2
Nova Scotia	4	Rochester	2

1977-78 Regular Season Standings

Northern Division							
	GP	W	L	T	PTS	GF	GA
Maine	80	43	28	9	95	305	256
Nova Scotia	81	37	28	16	90	304	250
Springfield	81	39	33	9	87	348	350
Binghamton	81	27	46	8	62	287	377
Southern Division							
	GP	W	L	T	PTS	GF	GA
Rochester	81	43	31	7	93	332	296
New Haven	80	38	31	11	87	313	292
Philadelphia	81	35	35	11	81	294	290
Hershey	81	27	44	10	64	281	324
Hampton*	46	15	28	3	33	142	171

* Hampton disbanded 2/10/78

1978 Playoffs

Teams	Series	Team	Series
Nova Scotia	3	Springfield	1
New Haven	3	Philadelphia	1
Maine	4	Nova Scotia	3
New Haven	4	Rochester	2

1978-79 Regular Season Standings

Northern Division							
	GP	W	L	T	PTS	GF	GA
Maine	80	45	22	13	103	350	252
New Brunswick	80	41	29	10	92	315	288
Nova Scotia	80	39	37	4	82	313	302
Springfield	80	33	38	9	75	289	290
Southern Division							
	GP	W	L	T	PTS	GF	GA
New Haven	80	46	25	9	101	346	271
Hershey	79	35	36	8	78	311	324
Binghamton	79	32	42	5	69	300	320
Rochester	80	26	42	12	64	289	349
Philadelphia	80	23	49	8	54	230	347

1979 Playoffs

Teams	Series	Team	Series
Nova Scotia	3	New Brunswick	2
Binghamton	3	Hershey	1
Maine	4	Nova Scotia	2
New Haven	4	Binghamton	2
Maine	4	New Haven	0

1979-80 Regular Season Standings

Northern Division							
	GP	W	L	T	PTS	GF	GA
New Brunswick	79	44	27	8	96	325	271
Nova Scotia	79	43	29	7	93	331	271
Maine	80	41	28	11	93	307	266
Adirondack	80	32	37	11	75	297	309
Springfield	80	31	37	12	74	292	302
Southern Division							
	GP	W	L	T	PTS	GF	GA
New Haven	80	46	25	9	101	350	305
Hershey	80	35	29	6	76	289	273
Syracuse	80	31	42	7	69	303	364
Rochester	80	28	42	10	66	260	327
Binghamton	80	24	49	7	55	268	334

1980 Playoffs

Teams	Series	Team	Series	Team	Series	Team	Series
New Brunswick	4	Adirondack	1	New Brunswick	4	Maine	2
Maine	4	Nova Scotia	2	Hershey	4	New Haven	2
New Haven	4	Rochester	0	Hershey	4	New Brunswick	2
Hershey	4	Syracuse	0				

Rochester Americans YEAR-BY-YEAR STANDINGS



AMERKS.com

1980-81 Regular Season Standings

Northern Division	GP	W	L	T	PTS	GF	GA
Maine	80	45	28	7	97	319	292
New Brunswick	80	37	33	10	84	317	298
Nova Scotia	80	38	37	5	81	335	298
Springfield	80	34	41	5	73	312	343

Southern Division	GP	W	L	T	PTS	GF	GA
Hershey	80	47	24	9	103	357	299
Adirondack	80	35	40	5	75	305	328
Binghamton	80	32	42	6	70	296	336
New Haven	80	29	40	11	69	295	321
Rochester	80	30	42	8	68	295	316

1981 Playoffs

Teams	Series	Team	Series	Team	Series	Team	Series
Maine	4	Springfield	3	Maine	4	New Brunswick	3
New Brunswick	4	Nova Scotia	2	Adirondack	4	Hershey	2
Hershey	4	New Haven	0	Adirondack	4	Maine	2
Adirondack	4	Binghamton	2				

1981-82 Regular Season Standings

Northern Division	GP	W	L	T	PTS	GF	GA
New Brunswick	80	48	21	11	107	338	227
Maine	80	47	26	7	101	325	272
Nova Scotia	80	35	35	10	80	330	313
Springfield	80	32	43	5	69	278	319
Fredericton	80	20	55	5	45	275	408

Southern Division	GP	W	L	T	PTS	GF	GA
Binghamton	80	46	28	6	98	329	266
Rochester	80	40	31	9	89	325	286
New Haven	80	39	33	8	86	292	276
Hershey	80	36	38	6	78	316	347
Adirondack	80	34	37	9	77	299	285
Erie	80	22	52	6	50	317	425

1982 Playoffs

Teams	Series	Team	Series	Team	Series	Team	Series
New Brunswick	3	Adirondack	2	New Brunswick	4	Nova Scotia	1
Nova Scotia	3	Maine	1	Binghamton	4	Rochester	1
Binghamton	3	Hershey	2	New Brunswick	4	Binghamton	1
Rochester	3	New Haven	1				

1982-83 Regular Season Standings

Northern Division	GP	W	L	T	PTS	GF	GA
Fredericton	80	45	27	8	98	348	284
Nova Scotia	80	41	34	5	87	378	333
Maine	80	39	33	8	86	342	309
Adirondack	80	36	39	5	77	329	343
Moncton	80	34	39	7	75	304	315
Sherbrooke	80	22	54	4	48	288	390

Southern Division	GP	W	L	T	PTS	GF	GA
Rochester	80	46	25	9	101	389	325
Hershey	80	40	35	5	85	313	308
New Haven	80	38	34	8	84	337	329
Binghamton	80	36	36	8	80	320	333
Baltimore	80	35	36	9	79	362	366
St. Catharines	80	33	41	6	72	335	368
Springfield	80	31	43	6	68	282	324

1983 Playoffs - 4th Calder Cup

Teams	Series	Team	Series	Team	Series	Team	Series
Fredericton	4	Adirondack	2	Maine	4	Fredericton	2
Maine	4	Nova Scotia	3	Rochester	4	New Haven	3
Rochester	4	Binghamton	1	Rochester	4	Maine	0
New Haven	4	Hershey	1				

1983-84 Regular Season Standings

Northern Division	GP	W	L	T	PTS	GF	GA
Fredericton	80	45	30	5	95	340	262
Adirondack	80	37	29	14	88	344	330
Maine	80	33	36	11	77	310	312
Nova Scotia	80	32	37	11	75	277	288
Moncton	80	32	40	8	72	251	278
Sherbrooke	80	22	53	5	49	301	419

Southern Division	GP	W	L	T	PTS	GF	GA
Baltimore	80	46	24	10	102	384	304
Rochester	80	46	32	2	94	363	300
St. Catharines	80	43	31	6	92	364	346
Springfield	80	39	35	6	84	344	340
New Haven	80	36	40	4	76	365	371
Binghamton	80	33	43	4	70	359	388
Hershey	80	28	42	10	66	320	384

1984 Playoffs

Teams	Series	Team	Series	Team	Series	Team	Series
Nova Scotia	4	Fredericton	3	Maine	4	Nova Scotia	1
Maine	4	Adirondack	3	Rochester	4	Baltimore	2
Baltimore	4	Springfield	0	Maine	4	Rochester	1
Rochester	4	St. Catharines	3				

1984-85 Regular Season Standings

Northern Division	GP	W	L	T	PTS	GF	GA
Maine	80	38	32	10	86	296	266
Fredericton	80	36	36	8	80	279	301
Sherbrooke	80	37	38	5	79	323	329
Nova Scotia	80	36	37	7	79	292	295
Adirondack	80	35	37	8	78	290	336
Moncton	80	32	40	8	72	291	300

Southern Division	GP	W	L	T	PTS	GF	GA
Binghamton	80	52	20	8	112	388	265
Baltimore	80	45	27	8	98	326	252
Rochester	80	40	27	13	93	333	301
Springfield	80	36	40	4	76	322	326
New Haven	80	31	41	8	70	315	341
Hershey	80	26	43	11	63	315	339
St. Catharines	80	24	50	6	54	272	391

1985 Playoffs

Teams	Series	Team	Series	Team	Series	Team	Series
Maine	4	Nova Scotia	2	Sherbrooke	4	Maine	1
Sherbrooke	4	Fredericton	2	Baltimore	4	Binghamton	0
Binghamton	4	Springfield	0	Sherbrooke	4	Baltimore	2
Baltimore	4	Rochester	1				



1985-86 Regular Season Standings

Northern Division	GP	W	L	T	PTS	GF	GA
Adirondack	80	41	31	8	90	339	298
Maine	80	40	31	9	89	274	285
Moncton	80	34	34	12	80	294	307
Fredericton	80	35	37	8	78	319	311
Sherbrooke	80	33	38	9	75	340	341
Nova Scotia	80	29	43	8	66	314	353

Southern Division	GP	W	L	T	PTS	GF	GA
Hershey	80	48	29	3	99	346	292
Binghamton	80	41	34	5	87	316	290
St. Catharines	80	38	37	5	81	304	308
New Haven	80	36	37	7	79	340	343
Springfield	80	36	39	5	77	301	309
Rochester	80	34	39	7	75	320	337
Baltimore	80	28	44	8	64	271	304

1986 Playoffs

Teams Series	Team Series	Team Series	Team Series
Adirondack 4	Fredericton 2	Adirondack 4	Moncton 1
Moncton 4	Maine 1	Hershey 4	St. Catharines 3
Hershey 4	New Haven 1	Adirondack 4	Hershey 2
St. Catharines 4	Binghamton 2		

1986-87 Regular Season Standings

Northern Division	GP	W	L	T	PTS	GF	GA
Sherbrooke	80	50	28	2	102	328	257
Adirondack	80	44	31	5	93	329	296
Moncton	80	43	31	6	92	338	315
Nova Scotia	80	38	39	3	79	318	315
Maine	80	35	40	5	75	272	298
Fredericton	80	32	43	5	69	292	357

Southern Division	GP	W	L	T	PTS	GF	GA
Rochester	80	47	26	7	101	315	263
Binghamton	80	47	26	7	101	309	259
New Haven	80	44	25	11	99	331	315
Hershey	80	43	36	1	87	329	309
Baltimore	80	35	37	8	78	277	295
Springfield	80	34	40	6	74	296	344
Newmarket	80	28	48	4	60	226	337

1987 Playoffs - 5th Calder Cup

Teams Series	Team Series	Team Series	Team Series
Sherbrooke 4	Nova Scotia 1	Sherbrooke 4	Adirondack 1
Adirondack 4	Moncton 2	Rochester 4	Binghamton 2
Rochester 4	Hershey 1	Rochester 4	Sherbrooke 3
Binghamton 4	New Haven 3		

1987-88 Regular Season Standings

Northern Division	GP	W	L	T	PTS	GF	GA
Maine	80	44	29(4)	7	99	308	284
Fredericton	80	42	30(3)	8	95	370	318
Sherbrooke	80	42	34(1)	4	89	316	243
Nova Scotia	80	35	36(2)	9	81	323	343
New Haven	80	33	40(3)	7	76	288	307
Moncton	80	27	45(2)	8	64	286	358
Springfield	80	27	45(1)	8	63	269	333

Southern Division	GP	W	L	T	PTS	GF	GA
Hershey	80	50	27(2)	3	105	343	256
Rochester	80	46	27(1)	7	100	328	272
Adirondack	80	42	27(4)	11	99	306	275
Binghamton	80	38	34(3)	8	87	353	300
Utica	80	34	35(2)	11	81	318	307
Newmarket	80	33	39(6)	8	80	282	328
Baltimore	80	13	58	9	35	268	434

(1) - 1 point for Overtime loss

1988 Playoffs

Teams Series	Team Series	Team Series	Team Series
Maine 4	Nova Scotia 1	Fredericton 4	Maine 1
Fredericton 4	Sherbrooke 2	Hershey 4	Adirondack 0
Hershey 4	Binghamton 0	Hershey 4	Fredericton 0
Adirondack 4	Rochester 3		

1988-89 Regular Season Standings

Northern Division	GP	W	L	T	PTS	GF	GA
Sherbrooke	80	47	24	9	103	348	261
Halifax	80	42	30	8	92	345	300
Moncton	80	37	34	9	83	320	313
New Haven	80	35	35	10	80	325	309
Maine	80	32	40	8	72	262	317
Springfield	80	32	44	4	68	287	341
Cape Breton	80	27	47	6	60	308	388

Southern Division	GP	W	L	T	PTS	GF	GA
Adirondack	80	47	27	6	100	369	294
Hershey	80	40	30	10	90	361	309
Utica	80	37	34	9	83	309	295
Newmarket	80	38	36	6	82	339	334
Rochester	80	38	37	5	81	305	302
Baltimore	80	30	46	4	64	317	347
Binghamton	80	28	46	6	62	307	392

1988 Playoffs

Teams Series	Team Series	Team Series	Team Series
New Haven 4	Sherbrooke 2	New Haven 4	Moncton 2
Moncton 4	Halifax 0	Adirondack 4	Hershey 3
Adirondack 4	Newmarket 1	Adirondack 4	New Haven 1
Hershey 4	Utica 1		



1989-90 Regular Season Standings

Northern Division		GP	W	L	T	PTS	GF	GA
Sherbrooke		80	45	23	12	102	301	247
Cape Breton		80	39	34	7	85	317	306
Springfield		80	38	38	4	80	317	310
Halifax		80	37	37	6	80	317	300
Maine		80	31	38	11	73	294	317
Moncton		80	33	42	5	71	265	303
New Haven		80	32	41	7	71	283	316
Southern Division		GP	W	L	T	PTS	GF	GA
Rochester		80	43	28	9	95	337	286
Adirondack		80	42	27	11	95	330	304
Baltimore		80	43	30	7	93	302	265
Utica		80	44	32	4	92	354	315
Newmarket		80	31	33	16	78	305	318
Hershey		80	32	38	10	74	298	296
Binghamton		80	11	60	9	31	229	366

1990 Playoffs

Teams	Series	Team	Series	Team	Series	Team	Series
A - Sherbrooke	4	Halifax	2	D - Baltimore	4	Adirondack	2
B - Springfield	4	Cape Breton	2	E - Springfield	4	Sherbrooke	2
C - Rochester	4	Utica	1	F - Rochester	4	Baltimore	2
G - Springfield	4	Rochester	2				

1990-91 Regular Season Standings

Northern Division		GP	W	L	T	PTS	GF	GA
Springfield		80	43	27	10	96	348	281
Cape Breton		80	41	31	8	90	306	301
Moncton		80	36	32	12	84	270	267
Fredericton		80	36	35	9	81	295	292
Maine		80	34	34	12	80	269	284
Halifax		80	33	35	12	78	338	340
New Haven		80	24	45	11	59	246	324
Southern Division		GP	W	L	T	PTS	GF	GA
Rochester		80	45	26	9	99	326	253
Binghamton		80	44	30	6	94	318	274
Baltimore		80	39	34	7	85	325	289
Hershey		80	33	35	12	78	313	324
Adirondack		80	33	37	10	76	320	346
Utica		80	36	42	2	74	325	346
Capital District		80	28	43	9	65	284	323
Newmarket		80	26	45	9	61	278	317

1991 Playoffs

Teams	Series	Team	Series	Team	Series	Team	Series
A - Fredericton	2	Maine	1	E - Rochester	4	Hershey	1
B - Hershey	2	Adirondack	1	F - Binghamton	4	Baltimore	2
C - Springfield	4	Fredericton	3	G - Springfield	4	Moncton	1
D - Moncton	4	Cape Breton	0	H - Rochester	4	Binghamton	0

1991-92 Regular Season Standings

Atlantic Division		GP	W	L	T	PTS	GF	GA
Fredericton		80	43	27	10	96	314	254
St. John's		80	39	29	12	90	325	285
Cape Breton		80	36	34	10	82	336	330
Moncton		80	32	38	10	74	285	299
Halifax		80	25	38	17	67	280	324
Northern Division		GP	W	L	T	PTS	GF	GA
Springfield		80	43	29	8	94	308	277
Adirondack		80	40	36	4	84	335	309
New Haven		80	39	37	4	82	305	309
Capital District		80	32	37	11	75	261	289
Maine		80	23	47	10	56	296	352
Southern Division		GP	W	L	T	PTS	GF	GA
Binghamton		80	41	30	9	91	318	277
Rochester		80	37	31	12	86	292	248
Hershey		80	36	33	11	83	313	337
Utica		80	34	40	6	74	268	313
Baltimore		80	28	42	10	66	287	320

1992 Playoffs

Teams	Series	Team	Series	Team	Series	Team	Series
A - Moncton	4	Fredericton	3	F - Rochester	4	Hershey	2
B - St. John's	4	Cape Breton	1	G - St. John's	4	Moncton	0
C - Springfield	4	Capital District	3	H - Adirondack	4	Springfield	0
D - Adirondack	4	New Haven	1	J - Rochester	4	Binghamton	3
E - Binghamton	4	Utica	0	K - Adirondack	4	Rochester	1
L - Adirondack	4	St. John's	3				

1992-93 Regular Season Standings

Atlantic Division		GP	W	L	T	PTS	GF	GA
St. John's		80	41	26	13	95	351	308
Fredericton		80	38	31	11	87	314	278
Cape Breton		80	36	32	12	84	356	336
Moncton		80	31	33	16	78	292	306
Halifax		80	33	37	10	76	312	348
Northern Division		GP	W	L	T	PTS	GF	GA
Providence		80	46	32	2	94	384	348
Adirondack		80	36	35	9	81	331	308
Capital District		80	34	34	12	80	280	285
Springfield		80	25	41	14	64	282	336
New Haven		80	22	47	11	55	262	343
Southern Division		GP	W	L	T	PTS	GF	GA
Binghamton		80	57	13	10	124	392	246
Rochester		80	40	33	7	87	348	332
Utica		80	33	36	11	77	325	354
Baltimore		80	28	40	12	68	318	353
Hershey		80	27	41	12	66	316	339
Hamilton		80	29	45	6	64	284	327

1993 Playoffs

Teams	Series	Team	Series	Team	Series	Team	Series
A - St. John's	4	Moncton	1	F - Rochester	4	Utica	1
B - Cape Breton	4	Fredericton	1	G - Cape Breton	4	St. John's	0
C - Springfield	4	Providence	2	H - Springfield	4	Adirondack	3
D - Adirondack	4	Capital District	0	J - Rochester	4	Binghamton	3
E - Binghamton	4	Baltimore	3	K - Cape Breton	2	Springfield	0
L - Cape Breton	4	Rochester	1				



1993-94 Regular Season Standings

Atlantic Division							
	GP	W	L	T	PTS	GF	GA
St. John's	80	45	23	12	102	360	287
Saint John	80	37	33	10	84	304	305
Moncton	80	37	36	7	81	310	303
Cape Breton	80	32	35	13	77	316	339
Fredericton	80	31	42	7	69	294	296
PEI	80	23	49	8	54	269	356
Northern Division							
	GP	W	L	T	PTS	GF	GA
Adirondack	80	45	27	8	98	333	273
Portland	80	43	27	10	96	328	269
Albany	80	38	34	8	84	312	315
Springfield	80	29	38	13	71	309	327
Providence	80	28	39	13	69	283	319
Southern Division							
	GP	W	L	T	PTS	GF	GA
Hershey	80	38	31	11	87	306	298
Hamilton	80	36	37	7	79	302	305
Cornwall	80	33	36	11	77	294	295
Rochester	80	31	34	15	77	277	300
Binghamton	80	33	38	9	75	312	322

1994 Playoffs

Teams	Series	Team	Series	Team	Series	Team	Series
A - St. John's	4	Cape Breton	1	F - Cornwall	4	Hamilton	0
B - Moncton	4	Saint John	3	G - Moncton	4	St. John's	2
C - Adirondack	4	Springfield	2	H - Portland	4	Adirondack	2
D - Portland	4	Albany	1	J - Cornwall	4	Hershey	3
E - Hershey	4	Rochester	0	K - Moncton	2	Cornwall	0
L - Portland	4	Moncton	2				

1994-95 Regular Season Standings

Atlantic Division							
	GP	W	L	T	PTS	GF	GA
Albany	80	46	17	17	109	293	219
Portland	80	46	22	12	104	333	233
Providence	80	39	30	11	89	300	268
Adirondack	80	32	38	10	74	271	294
Springfield	80	31	37	12	74	269	289
Worcester	80	24	45	11	59	234	300
Northern Division							
	GP	W	L	T	PTS	GF	GA
Binghamton	80	43	30	7	93	302	261
Cornwall	80	38	33	9	85	236	248
Hershey	80	34	36	10	78	275	300
Rochester	80	35	38	7	77	300	304
Syracuse	80	29	42	9	67	288	325
Southern Division							
	GP	W	L	T	PTS	GF	GA
PEI	80	41	31	8	90	305	271
St. John's	80	33	37	10	76	263	263
Fredericton	80	35	40	5	75	274	288
Saint John	80	27	40	13	67	250	286
Cape Breton	80	27	44	9	63	298	342

1995 Playoffs

Teams	Series	Team	Series	Team	Series	Team	Series
A - PEI	4	Saint John	1	G - Fredericton	4	PEI	2
B - Fredericton	4	St. John's	1	H - Albany	4	Providence	2
C - Albany	4	Adirondack	0	I - Cornwall	4	Binghamton	2
D - Providence	4	Portland	3	J - Fredericton	2	Cornwall	0
E - Binghamton	4	Rochester	1	K - Albany	4	Fredericton	1

1995-96 Regular Season Standings

WESTERN CONFERENCE							
Central Division							
	GP	W	L	T	PTS	GF	GA
Albany	80	54	19(0)	7	115	322	218
Adirondack	80	38	34(2)	8	86	271	247
Rochester	80	37	38(4)	5	83	294	297
Cornwall	80	34	39(5)	7	80	249	251
Syracuse	80	31	44(7)	5	74	257	307
Southern Division							
	GP	W	L	T	PTS	GF	GA
Binghamton	80	39	34(4)	7	88	333	331
Hershey	80	36	33(3)	11	86	301	287
Baltimore	80	33	38(2)	9	77	279	299
Carolina	80	28	41(3)	11	70	313	343

EASTERN CONFERENCE							
Atlantic Division							
	GP	W	L	T	PTS	GF	GA
PEI	80	38	36(3)	6	85	303	313
Saint John	80	35	34(4)	11	85	272	264
St. John's	80	31	35(4)	14	80	248	274
Fredericton	80	34	35(0)	11	79	307	308
Cape Breton	80	33	44(4)	3	73	290	323
Northern Division							
	GP	W	L	T	PTS	GF	GA
Springfield	80	42	27(5)	11	100	272	215
Worcester	80	36	32(4)	12	88	242	244
Portland	80	32	38(4)	10	78	282	283
Providence	80	30	40(4)	10	74	249	280

1996 Playoffs - 6th Calder Cup

Teams	Series	Team	Series
A - Springfield	3	Providence	1
B - Portland	3	Worcester	1
C - Fredericton	3	PEI	2
D - Saint John	3	St. John's	1
E - Syracuse	3	Binghamton	1
F - Baltimore	3	Hershey	2
G - Cornwall	3	Albany	1
H - Rochester	3	Adirondack	0
J - Portland	4	Springfield	2
K - Saint John	4	Fredericton	1
L - Syracuse	4	Baltimore	3
M - Rochester	4	Cornwall	0
N - Portland	4	Saint John	3
O - Rochester	4	Syracuse	1
P - Rochester	4	Portland	3



1996-97 Regular Season Standings

NORTHERN CONFERENCE

Empire State Division	GP	W	L	OTL	T	PTS	GF	GA
Rochester	80	40	30	1	9	90	298	257
Adirondack	80	38	28	2	12	90	258	249
Albany	80	38	28	5	9	90	269	231
Syracuse	80	32	38	0	10	74	241	265
Binghamton	80	27	38	2	13	69	245	300
Canadian Division	GP	W	L	OTL	T	PTS	GF	GA
St. John's	80	36	28	6	10	88	265	264
Saint John	80	28	36	3	13	72	237	269
Hamilton	80	28	39	4	9	69	220	276
Fredericton	80	26	44	2	8	62	234	283

SOUTHERN CONFERENCE

New England Division	GP	W	L	OTL	T	PTS	GF	GA
Worcester	80	43	23	5	9	100	256	234
Springfield	80	41	25	2	12	96	268	229
Portland	80	37	26	7	10	91	279	264
Providence	80	35	40	2	3	75	262	289
Mid-Atlantic Division	GP	W	L	OTL	T	PTS	GF	GA
Philadelphia	80	49	18	3	10	111	325	230
Hershey	80	43	22	5	10	101	273	220
Kentucky	80	36	35	0	9	81	278	284
Baltimore	80	30	37	3	10	73	251	285
Carolina	80	28	43	5	4	65	273	303

1997 Playoffs

Teams	Series	Team	Series
A - St. John's	3	Binghamton	1
B - Hamilton	3	Saint John	2
C - Rochester	3	Syracuse	0
D - Albany	3	Adirondack	1
E - Providence	3	Worcester	2
F - Springfield	3	Portland	2
G - Philadelphia	3	Baltimore	1
H - Hershey	3	Kentucky	1
J - Hamilton	4	St. John's	3
K - Albany	4	Rochester	3
L - Springfield	4	Providence	1
M - Hershey	4	Philadelphia	3
N - Hamilton	4	Albany	2
O - Hershey	4	Springfield	3
P - Hershey	4	Hamilton	1

1997-98 Regular Season Standings

WESTERN CONFERENCE

Empire State Division	GP	W	L	OTL	T	PTS	GF	GA
Albany	80	43	20	6	11	103	290	223
Hamilton	80	36	22	5	17	94	264	242
Syracuse	80	35	32	2	11	83	272	285
Adirondack	80	31	37	3	9	74	245	275
Rochester	80	30	38	0	12	72	238	260
Mid-Atlantic Division	GP	W	L	OTL	T	PTS	GF	GA
Philadelphia	80	47	21	2	10	106	314	249
Hershey	80	36	31	6	7	85	238	235
Kentucky	80	29	39	3	9	70	241	278
Cincinnati	80	23	37	7	13	66	243	303

EASTERN CONFERENCE

Atlantic Division	GP	W	L	OTL	T	PTS	GF	GA
Saint John	80	43	24	0	13	99	231	201
Fredericton	80	33	32	5	10	81	245	244
Portland	80	33	33	2	12	80	241	247
St. John's	80	25	32	5	18	73	233	254
New England Division	GP	W	L	OTL	T	PTS	GF	GA
Springfield	80	45	26	2	7	99	278	248
Hartford	80	43	24	1	12	99	272	227
New Haven	80	38	33	2	7	85	256	239
Worcester	80	34	31	6	9	83	267	268
Providence	80	19	49	5	7	50	211	301

1998 Playoffs

Teams	Series	Team	Series
A - St. John	3	St. John's	1
B - Portland	3	Fredericton	1
C - Worcester	3	Springfield	1
D - Hartford	3	New Haven	0
E - Albany	3	Adirondack	0
F - Hamilton	3	Syracuse	2
G - Philadelphia	3	Rochester	1
H - Hershey	3	Kentucky	0
J - Saint John	4	Portland	2
K - Hartford	4	Worcester	3
L - Albany	4	Hamilton	0
M - Philadelphia	4	Hershey	0
N - Saint John	4	Hartford	1
O - Philadelphia	4	Albany	2
P - Philadelphia	4	Saint John	2



1998-99 Regular Season Standings

Home Road

EASTERN CONFERENCE

ATLANTIC

	GP	W	L	OTL	T	PTS	PCT	GF	GA	W-L-T	W-L-T
Lowell	80	33	32	2	13	81	.506	219	237	18-13-9	15-21-4
St. John's	80	34	35	4	7	79	.494	246	270	17-19-4	17-20-3
Fredericton	80	33	36	5	6	77	.481	246	246	20-17-3	13-24-3
Saint John	80	31	40	1	8	71	.444	238	296	19-17-4	12-24-4
Portland	80	23	48	2	7	55	.344	214	273	13-24-3	10-26-4

NEW ENGLAND

Providence	80	56	16	4	4	120	.750	321	223	33-7-0	23-13-4
Hartford	80	38	31	6	5	87	.544	256	256	23-15-2	15-22-3
Springfield	80	35	35	1	9	80	.500	245	232	22-15-3	13-21-6
Worcester	80	34	36	2	8	78	.488	237	260	20-15-5	14-23-3
New Haven	80	33	35	5	7	78	.488	240	250	13-24-3	20-16-4

WESTERN CONFERENCE

EMPIRE

	GP	W	L	OTL	T	PTS	PCT	GF	GA	W-L-T	W-L-T
Rochester	80	52	21	1	6	111	.694	287	176	27-11-2	25-11-4
Albany	80	46	26	2	6	100	.625	275	230	23-13-4	13-15-2
Hamilton	80	40	29	4	7	91	.569	229	206	22-14-4	18-19-3
Adirondack	80	21	48	3	8	53	.331	184	280	11-24-5	10-27-3
Syracuse	80	18	50	3	9	48	.300	220	327	10-24-6	8-29-3

MID-ATLANTIC

Philadelphia	80	47	22	2	9	105	.656	272	221	24-11-5	23-13-4
Kentucky	80	44	26	3	7	98	.613	272	214	23-14-3	21-15-4
Hershey	80	37	32	1	10	85	.531	242	224	22-14-4	15-19-6
Cincinnati	80	35	39	2	4	76	.475	227	249	23-16-1	12-25-3

1999 Playoffs

Teams	Series	Team	Series
A - Saint John	3	Lowell	0
B - Fredericton	3	St. John's	2
C - Providence	3	Worcester	0
D - Hartford	3	Springfield	0
E - Rochester	3	Adirondack	0
F - Hamilton	3	Albany	2
G - Philadelphia	3	Cincinnati	0
H - Kentucky	3	Hershey	2
J - Fredericton	4	Saint John	0
K - Providence	4	Hartford	0
L - Rochester	4	Hamilton	2
M - Philadelphia	4	Kentucky	3
N - Providence	4	Fredericton	2
O - Rochester	4	Philadelphia	2
P - Providence	4	Rochester	1



1999-2000 Regular Season Standings

Home Road

EASTERN CONFERENCE

ATLANTIC

	GP	W	L	T	RT	PTS	PCT	GF	GA	W-L-T	W-L-T
Quebec	80	37	34	5	4	83	.519	227	238	19-19-2	18-19-3
Saint John	80	32	32	11	5	80	.500	267	283	16-18-6	16-19-5
Lowell	80	33	36	7	4	77	.481	228	240	18-19-3	15-21-4
St. John's	80	23	45	8	4	58	.363	202	277	15-20-5	8-29-3

NEW ENGLAND

Hartford	80	49	22	7	2	107	.669	249	198	27-13-0	22-11-7
Portland	80	46	23	10	1	103	.644	256	202	23-13-4	23-11-6
Worcester	80	34	31	11	4	83	.519	249	250	19-15-6	15-20-5
Springfield	80	33	35	11	1	78	.488	272	252	20-12-8	13-24-3
Providence	80	33	38	6	3	75	.469	231	269	19-18-3	14-23-3

WESTERN CONFERENCE

EMPIRE

	GP	W	L	OTL	T	PTS	PCT	GF	GA	W-L-T	W-L-T
Rochester	80	46	22	9	3	104	.650	247	201	25-12-3	21-13-6
Syracuse	80	35	35	9	1	80	.500	290	294	18-20-2	17-16-7
Hamilton	80	27	24	13	6	73	.456	225	262	15-18-7	12-22-6
Albany	80	30	40	7	3	70	.438	225	250	15-21-4	15-22-3
Wilkes-Barre	80	23	43	9	5	60	.375	236	306	16-19-5	7-29-4

MID-ATLANTIC

Kentucky	80	42	25	9	4	97	.606	250	211	22-14-4	20-15-5
Hershey	80	43	29	5	3	94	.588	297	267	23-14-3	20-18-2
Philadelphia	80	44	31	3	2	93	.581	281	239	21-16-3	23-17-0
Louisville	80	42	30	7	1	92	.575	278	254	23-14-3	19-17-4
Cincinnati	80	30	37	9	4	73	.456	227	244	14-19-7	16-22-2

Note: Teams received two points for each regulation or overtime victory and one point for each game tied at the end of regulation (RT) or overtime (T).

2000 Playoffs

Conference Quarterfinals

Series A:	Providence defeated Quebec	(3-0)
Series B:	Lowell defeated Saint John	(3-0)
Series C:	Hartford defeated Springfield	(3-2)
Series D:	Worcester defeated Portland	(3-1)
Series E:	Rochester defeated Albany	(3-2)
Series F:	Hamilton defeated Syracuse	(3-1)
Series G:	Kentucky defeated Louisville	(3-1)
Series H:	Hershey defeated Philadelphia	(3-2)

Conference Semifinals

Series J:	Providence defeated Lowell	(4-0)
Series K:	Hartford defeated Worcester	(4-1)
Series L:	Rochester defeated Hamilton	(4-2)
Series M:	Hershey defeated Kentucky	(4-1)

Conference Finals

Series N:	Hartford defeated Providence	(4-3)
Series O:	Rochester defeated Hershey	(4-0)

Calder Cup Finals

Series P:	Hartford defeated Rochester	(4-2)
------------------	------------------------------------	--------------

Jack Butterfield Winner (Calder Cup MVP)

Derek Armstrong, Hartford



2000-01 Regular Season Standings

Home Road

EASTERN CONFERENCE

CANADIAN

	GP	W	L	T	RT	PTS	PCT	GF	GA	PIM	W-L-T	W-L-T
Saint John	80	44	24	7	5	100	.625	269	210	1931	25-10-5	19-19-2
Quebec	80	41	32	3	4	89	.556	264	252	1660	27-11-2	14-25-1
St. John's	80	35	35	8	2	80	.500	247	244	1564	21-15-4	14-22-4
Hamilton	80	28	41	6	5	67	.419	227	281	1760	16-21-3	12-25-3

NEW ENGLAND

Worcester	80	48	20	9	3	108	.675	264	205	1798	27-10-3	21-13-6
Hartford	80	40	26	8	6	94	.588	263	247	2280	21-15-4	19-17-4
Providence	80	35	31	10	4	84	.525	245	242	1884	19-17-4	16-18-6
Lowell	80	35	35	5	5	80	.500	225	244	1826	19-19-2	16-21-3
Portland	80	34	40	4	2	74	.463	250	280	1683	20-18-2	14-24-2
Springfield	80	29	37	8	6	72	.450	253	280	622	14-20-6	15-23-2

WESTERN CONFERENCE

SOUTHERN

	GP	W	L	T	RT	PTS	PCT	GF	GA	PIM	W-L-T	W-L-T
Kentucky	80	42	25	12	1	97	.606	273	212	1970	19-13-8	23-13-4
Cincinnati	80	41	26	9	4	95	.594	254	240	1910	22-14-4	19-16-5
Norfolk	80	36	26	13	5	90	.563	241	208	2017	24-13-3	12-18-10
Louisville	80	21	51	5	3	50	.313	200	285	1958	12-27-1	9-27-4

MID-ATLANTIC

Rochester	80	46	22	9	3	104	.650	224	192	1561	24-10-6	22-15-3
Wilkes-Barre	80	36	33	9	2	83	.519	252	248	2295	20-15-5	16-20-4
Syracuse	80	33	30	12	5	83	.519	235	254	1907	20-13-7	13-22-5
Philadelphia	80	36	34	5	5	82	.513	246	244	2023	18-20-2	18-19-3
Hershey	80	34	39	4	3	75	.469	216	234	1647	20-19-1	14-23-3
Albany	80	30	40	6	4	70	.438	216	262	1814	17-19-4	13-25-2
TOTAL	800	724	724	152	77	1677		4864				37,110

2001 Playoffs

Conference Quarterfinals

Series A:	Saint John defeated Portland	(3-0)
Series B:	Quebec defeated St. John's	(3-1)
Series C:	Worcester defeated Lowell	(3-1)
Series D:	Providence defeated Hartford	(3-2)
Series E:	Philadelphia defeated Rochester	(3-1)
Series F:	Wilkes-Barre defeated Syracuse	(3-2)
Series G:	Hershey defeated Kentucky	(3-0)
Series H:	Norfolk defeated Cincinnati	(3-1)

Conference Semifinals

Series J:	Saint John defeated Quebec	(4-1)
Series K:	Providence defeated Worcester	(4-3)
Series L:	Wilkes-Barre defeated Philadelphia	(4-2)
Series M:	Hershey defeated Norfolk	(4-1)

Conference Finals

Series N:	Saint John defeated Providence	(4-1)
Series O:	Wilkes-Barre defeated Hershey	(4-0)

Calder Cup Finals

Series P:	Saint John defeated Wilkes-Barre	(4-2)
-----------	----------------------------------	-------

Jack Butterfield Winner (Calder Cup MVP)

Steve Begin (Saint John)

Attendance Report

TEAM	TOTAL	GAMES	AVERAGE
Philadelphia	342,849	40	8,571
Rochester	341,169	40	8,529
Wilkes-Barre	330,135	40	8,253
Providence	308,032	40	7,700
Hartford	283,962	40	7,099
Hershey	253,907	40	6,347
Worcester	249,862	40	6,246
Syracuse	206,795	40	5,169
Cincinnati	200,044	40	5,001
Hamilton	198,771	40	4,969
Louisville	194,638	40	4,865
Norfolk	188,553	40	4,713
Portland	184,404	40	4,610
Kentucky	178,457	40	4,461
Springfield	177,094	40	4,427
Quebec	173,202	40	4,330
Saint John	150,532	40	3,763
Albany	144,621	40	3,615
Lowell	139,329	40	3,483
St. John's	131,753	40	3,293
TOTAL	4,378,109	800	5,473



2001-02 Regular Season Standings

Home Road

EASTERN CONFERENCE

EAST	GP	W	L	T	OTL	PTS	PCT	GF	GA	PIM	W-L-T	W-L-T
Bridgeport	80	43	25	8	4	98	.613	240	192	1361	26-10-4	17-19-4
Hartford	80	41	26	10	3	95	.594	249	243	1974	22-12-6	19-17-4
Providence	80	35	33	8	4	82	.513	190	223	1713	20-16-4	15-21-4
Springfield	80	35	41	2	2	74	.463	213	237	2052	23-17-0	12-26-2
Albany	80	14	42	12	12	52	.325	172	271	1238	11-23-6	3-31-6
NORTH												
Lowell	80	41	25	11	3	96	.600	229	209	1311	19-15-6	22-13-5
Manchester	80	38	28	11	3	90	.563	236	225	1491	23-14-3	15-17-8
Worcester	80	39	33	7	1	86	.538	245	218	1945	22-15-3	17-19-4
Portland	80	30	31	15	4	79	.494	220	225	1767	21-16-3	9-19-12
CANADIAN												
Quebec	80	35	27	15	3	88	.550	257	254	1475	18-13-9	17-17-6
Hamilton	80	37	30	10	3	87	.544	247	205	1664	23-11-6	14-22-4
St. John's	80	34	27	17	2	87	.544	256	240	1554	19-13-8	15-16-9
Manitoba	80	39	33	4	4	86	.538	270	260	1921	20-18-2	19-19-2
Saint John	80	29	34	13	4	75	.469	182	202	1347	15-15-10	14-23-3

WESTERN CONFERENCE

WEST	GP	W	L	T	OTL	PTS	PCT	GF	GA	PIM	W-L-T	W-L-T
Grand Rapids	80	42	27	11	0	95	.594	217	178	1335	24-12-4	18-15-7
Houston	80	39	26	10	5	93	.581	234	232	1653	19-15-6	20-16-4
Utah	80	40	29	6	5	91	.569	240	225	1777	21-16-3	19-18-3
Chicago	80	37	31	7	5	86	.538	250	236	1695	19-17-4	18-19-3
Milwaukee	80	30	35	10	5	75	.469	198	207	1511	18-17-5	12-23-5
CENTRAL												
Syracuse	80	39	23	13	5	96	.600	228	193	2058	22-11-7	17-17-6
Rochester	80	32	30	15	3	82	.513	206	211	1896	18-16-6	14-17-9
Cincinnati	80	33	33	11	3	80	.500	216	211	1577	19-14-7	14-22-4
Cleveland	80	29	40	7	4	69	.431	223	268	2298	17-23-0	12-21-7
SOUTH												
Norfolk	80	38	26	12	4	92	.575	222	205	1686	20-12-8	18-18-4
Hershey	80	36	27	11	6	89	.556	200	193	1675	21-13-6	15-20-5
Philadelphia	80	33	27	15	8	86	.538	206	210	181	18-13-9	15-19-6
Wilkes-Barre	80	20	44	13	3	56	.350	201	274	2807	14-19-7	6-28-6
TOTAL	1080	938	938	284	105	2265		6047		46,962		

2002 Playoffs

Conference Qualifiers

Series Q1:	Chicago defeats Cincinnati	(2-1)
Series Q2:	Philadelphia defeats Rochester	(2-0)
Series Q3:	St. John's defeats Providence	(2-0)
Series Q4:	Manitoba defeats Worcester	(2-1)

Conference Quarterfinals

Series A:	Syracuse defeats Philadelphia	(3-0)
Series B:	Chicago defeats Grand Rapids	(3-2)
Series C:	Hershey defeats Norfolk	(3-1)
Series D:	Houston defeats Utah	(3-2)
Series E:	Bridgeport defeats Manitoba	(3-2)
Series F:	St. John's defeats Lowell	(3-2)
Series G:	Hamilton defeats Quebec	(3-0)
Series H:	Hartford defeats Manchester	(3-2)

Conference Semifinals

Series I:	Chicago defeats Syracuse	(4-3)
Series J:	Houston defeats Hershey	(4-0)
Series K:	Bridgeport defeats St. John's	(4-0)
Series L:	Hamilton defeats Hartford	(4-1)

Conference Finals

Series M:	Chicago defeats Houston	(4-1)
Series N:	Bridgeport defeats Hamilton	(4-2)

Calder Cup Finals

Series O:	Chicago defeats Bridgeport	(4-1)
-----------	----------------------------	-------

Jack Butterfield Winner (Calder Cup MVP)

Pasi Nurminen (Chicago Wolves)

Attendance Report

TEAM	TOTAL	GAMES	AVERAGE
Philadelphia	338,009	40	8,450
Wilkes-Barre	333,501	40	8,337
Manchester	327,964	40	8,199
Chicago	325,561	40	8,139
Providence	325,106	40	8,127
Rochester	307,299	40	7,682
Grand Rapids	281,867	40	7,046
Manitoba	281,736	40	7,043
Hartford	268,598	40	6,714
Milwaukee	253,168	40	6,329
Hershey	244,755	40	6,118
Utah	243,855	40	6,096
Hamilton	219,571	40	5,489
Cincinnati	218,384	40	5,459
Houston	217,123	40	5,428
Syracuse	212,239	40	5,305
Worcester	204,784	40	5,119
Saint John	203,421	40	5,085
St. John's	202,788	40	5,069
Quebec	188,824	40	4,720
Springfield 1	84,922	40	4,623
Norfolk	181,651	40	4,541
Bridgeport	177,935	40	4,448
Portland	176,000	40	4,400
Lowell	164,142	40	4,103
Albany	154,719	40	3,867
Cleveland	129,074	40	3,226
TOTAL	6,366,996	1080	5,895



2002-03 Regular Season Standings

Home Road

EASTERN CONFERENCE

EAST	GP	W	L	T	OTL	PTS	PCT	GF	GA	PIM	W-L-T-OTL	W-L-T-OTL
Binghamton	80	43	26	9	2	97	.606	239	207	1789	23-11-4-2	20-15-5-0
Bridgeport	80	40	26	11	3	94	.588	219	198	1350	24-10-4-2	16-16-7-1
Hartford	80	33	27	12	8	86	.538	255	236	2164	18-14-6-2	15-13-6-6
Springfield	80	34	38	7	1	76	.475	202	243	1555	22-13-4-1	12-25-3-0
Albany	80	25	37	11	7	68	.425	197	235	1529	15-17-4-4	10-20-7-3
NORTH												
Providence	80	44	20	11	5	104	.650	268	227	1720	26-9-4-1	18-11-7-4
Manchester	80	40	23	11	6	97	.606	254	209	1563	23-11-6-0	17-12-5-6
Worcester	80	35	27	15	3	88	.550	235	220	1523	18-11-10-1	17-16-5-2
Portland	80	33	28	13	6	85	.531	221	195	1808	19-12-6-3	14-16-7-3
Lowell	80	19	51	7	3	48	.300	175	275	1376	11-22-6-1	8-29-1-2
CANADIAN												
Hamilton	80	49	19	8	4	110	.688	279	191	1319	26-7-4-3	23-12-4-1
Manitoba	80	37	33	8	2	84	.525	229	228	1405	22-14-4-0	15-19-4-2
St. John's	80	32	40	6	2	72	.450	236	285	1683	19-17-3-1	13-23-3-1
Saint John	80	32	41	6	1	71	.444	203	223	1704	16-20-3-1	16-21-3-0

WESTERN CONFERENCE

WEST	GP	W	L	T	OTL	PTS	PCT	GF	GA	PIM	W-L-T-OTL	W-L-T-OTL
Houston	80	47	23	7	3	104	.650	266	222	1716	25-10-4-1	22-13-3-2
Chicago	80	43	25	8	4	98	.613	276	237	1905	28-8-2-2	15-17-6-2
San Antonio	80	36	29	11	4	87	.544	235	226	1707	22-9-7-2	14-20-4-2
Milwaukee	80	32	27	14	7	85	.531	247	251	1747	19-9-8-4	13-18-6-3
Utah	80	37	34	4	5	83	.519	227	243	2122	21-14-1-4	16-20-3-1
CENTRAL												
Grand Rapids	80	48	22	8	2	106	.663	240	177	1287	22-13-5-0	26-9-3-2
Rochester	80	31	30	14	5	81	.506	219	221	1967	16-14-9-1	15-16-5-4
Cincinnati	80	26	35	13	6	71	.444	202	242	1568	16-16-4-4	10-19-9-2
Syracuse	80	27	41	8	4	66	.413	201	256	1677	11-21-5-3	16-20-3-1
Cleveland	80	22	48	5	5	54	.338	203	286	1595	12-22-2-4	10-26-3-1
SOUTH												
Norfolk	80	37	26	12	5	91	.569	201	187	1613	18-12-6-4	19-14-6-1
Hershey	80	36	27	14	3	89	.556	217	209	1313	20-13-6-1	16-14-8-2
Wilkes-Barre	80	36	32	7	5	84	.525	245	248	1552	21-15-2-2	15-17-5-3
Philadelphia	80	33	33	6	8	80	.500	198	212	1991	17-14-4-5	16-19-2-3
TOTAL	1120	987	868	266	119	2359		6389		46,248		

2003 Playoffs

Conference Qualifiers

Series Q1:	Milwaukee defeats Rochester	(2-1)
Series Q2:	Wilkes-Barre defeats Utah	(2-0)
Series Q3:	Springfield defeats Hartford	(2-0)
Series Q4:	Manitoba defeats Portland	(2-1)

Conference Quarterfinals

Series A:	Grand Rapids defeats Wilkes-Barre	(3-1)
Series B:	Houston defeats Milwaukee	(3-0)
Series C:	Norfolk defeats San Antonio	(3-0)
Series D:	Chicago defeats Hershey	(3-2)
Series E:	Hamilton defeats Springfield	(3-1)
Series F:	Manitoba defeats Providence	(3-1)
Series G:	Binghamton defeats Worcester	(3-0)
Series H:	Bridgeport defeats Manchester	(3-0)

Conference Semifinals

Series I:	Grand Rapids defeats Chicago	(4-0)
Series J:	Houston defeats Norfolk	(4-2)
Series K:	Hamilton defeats Manitoba	(4-3)
Series L:	Binghamton defeats Bridgeport	(4-2)

Conference Finals

Series M:	Houston defeats Grand Rapids	(4-3)
Series N:	Hamilton defeats Binghamton	(4-1)

Calder Cup Finals

Series O:	Houston defeats Hamilton	(4-3)
-----------	--------------------------	-------

Attendance Report

TEAM	TOTAL	GAMES	AVERAGE
Manchester	359,464	40	8,986
Wilkes-Barre	332,165	40	8,304
Chicago	324,555	40	8,113
Providence	320,010	40	8,000
Hershey	312,894	40	7,822
Philadelphia	299,529	40	7,488
Grand Rapids	288,628	40	7,215
Manitoba	281,512	40	7,037
Rochester	265,619	40	6,640
Utah	254,159	40	6,353
Hartford	233,821	40	5,845
Cincinnati	207,548	40	5,188
Houston	204,990	40	5,124
Syracuse	204,547	40	5,113
Milwaukee	202,928	40	5,073
San Antonio	201,520	40	5,038
St. John's	199,366	40	4,984
Hamilton	188,974	40	4,724
Worcester	187,123	40	4,678
Norfolk	185,288	40	4,632
Bridgeport	182,445	40	4,561
Portland	176,928	40	4,423
Springfield	171,353	40	4,283
Lowell	164,935	40	4,123
Binghamton	161,526	40	4,038
Saint John	157,548	40	3,938
Albany	149,049	40	3,726
Cleveland	142,461	40	3,561
TOTAL	6,360,885	1120	5,679



2003-04 Regular Season Standings

EASTERN CONFERENCE

ATLANTIC DIVISION

	GP	W	L	T	OTL	PTS	WPCT	GF	GA	PIM	W-L-T-OTL	W-L-T-OTL
Hartford	80	44	22	12	2	102	.638	198	153	1644	24-10-6-0	20-12-6-2
Manchester	80	40	28	7	5	92	.575	223	181	1448	23-10-3-4	17-18-4-1
Worcester	80	37	27	13	3	90	.563	207	186	1378	18-14-7-1	19-13-6-2
Providence	80	36	29	11	4	87	.544	170	170	1739	20-13-4-3	16-16-7-1
Portland	80	32	27	13	8	85	.531	156	160	1141	19-11-7-3	13-16-6-5
Lowell	80	32	36	6	6	76	.475	208	242	1319	17-15-3-5	15-21-3-1
Springfield	80	26	43	9	2	63	.394	179	234	1577	18-16-5-1	8-27-4-1
TOTALS	560	247	212	71	30	595	.531	1341	1326	10246	-	-

EAST DIVISION

Philadelphia	80	46	25	7	2	101	.631	216	168	2259	24-11-3-2	22-14-4-0
Bridgeport	80	41	23	12	4	98	.613	178	140	1189	21-10-7-2	20-13-5-2
Wilkes-Barre	80	34	28	10	8	86	.538	197	197	1767	19-14-5-2	15-14-5-6
Binghamton	80	34	34	9	3	80	.500	210	216	2015	21-13-3-3	13-21-6-0
Norfolk	80	35	36	4	5	79	.494	172	187	1626	22-15-1-2	13-21-3-3
Hershey	80	33	34	8	5	78	.488	203	218	1623	17-15-4-4	16-19-4-1
Albany	80	21	39	11	9	62	.388	182	257	1489	14-17-5-4	7-22-6-5
TOTALS	560	244	219	61	36	584	.521	1358	1383	11968	-	-

WESTERN CONFERENCE

NORTH DIVISION

Hamilton	80	41	25	10	4	96	.600	235	191	1248	24-8-5-3	17-17-5-1
Syracuse	80	38	25	10	7	93	.581	239	235	1869	21-8-6-5	17-17-4-2
Rochester	80	37	28	10	5	89	.556	207	188	1776	25-11-3-1	12-17-7-4
Cleveland	80	37	28	8	7	89	.556	235	220	1481	18-16-2-4	19-12-6-3
Toronto	80	35	34	8	3	81	.506	219	224	1420	20-14-5-1	15-20-3-2
Manitoba	80	32	35	11	2	77	.481	214	232	1394	18-15-7-0	14-20-4-2
St. John's	80	32	36	8	4	76	.475	225	265	1725	17-17-5-1	15-19-3-3
TOTALS	560	252	211	65	32	601	0.537	1574	1555	10913	-	-

WEST DIVISION

Milwaukee	80	46	24	7	3	102	.638	269	191	1409	23-13-4-0	23-11-3-3
Grand Rapids	80	44	28	8	0	96	.600	195	166	1289	24-10-6-0	20-18-2-0
Chicago	80	42	26	9	3	96	.600	246	208	1658	26-10-3-1	16-16-6-2
Houston	80	28	34	14	4	74	.463	197	220	1636	18-12-8-2	10-22-6-2
Cincinnati	80	29	37	13	1	72	.450	188	211	1643	17-14-8-1	12-23-5-0
San Antonio	80	30	42	8	0	68	.425	191	231	1341	17-18-5-0	13-24-3-0
Utah	80	27	42	6	5	65	.406	162	230	1749	16-20-1-3	11-22-5-2
TOTALS	560	246	233	65	16	573	.512	1448	1457	10,725	-	-

2004 Playoffs

Conference Qualifiers

Series Q1:	Portland defeats Providence	(2-0)
Series Q2:	Norfolk defeats Binghamton	(2-0)
Series Q3:	Cleveland defeats Toronto	(2-1)
Series Q4:	Cincinnati defeats Houston	(2-0)

Division Semifinals

Series A:	Hartford defeats Portland	(4-1)
Series B:	Worcester defeats Manchester	(4-2)
Series C:	Philadelphia defeats Norfolk	(4-2)
Series D:	Wilkes-Barre defeats Bridgeport	(4-3)
Series E:	Hamilton defeats Cleveland	(4-2)
Series F:	Rochester defeats Syracuse	(4-3)
Series G:	Milwaukee defeats Cincinnati	(4-3)
Series H:	Chicago defeats Grand Rapids	(4-0)

Division Finals

Series I:	Hartford defeats Worcester	(4-0)
Series J:	Wilkes-Barre defeats Philadelphia	(4-2)
Series K:	Rochester defeats Hamilton	(4-0)
Series L:	Milwaukee defeats Chicago	(4-2)

Conference Finals

Series M:	Wilkes-Barre defeats Hartford	(4-3)
Series N:	Milwaukee defeats Rochester	(4-1)

Calder Cup Finals

Series O:	Milwaukee defeats Wilkes-Barre	(4-0)
-----------	--------------------------------	-------

Attendance Report

TEAM	TOTAL	GAMES	AVERAGE
Manchester	365,636	40	9,140
Wilkes-Barre	331,928	40	8,298
Chicago	320,231	40	8,005
Providence	299,906	40	7,497
Hershey	298,778	40	7,469
Rochester	297,020	40	7,425
Philadelphia	290,444	40	7,261
Manitoba	276,562	40	6,914
Grand Rapids	269,094	40	6,727
Utah	226,910	40	5,672
Hartford	220,579	40	5,514
Houston	214,508	40	5,362
Syracuse	211,450	40	5,286
Hamilton	204,422	40	5,110
San Antonio	197,902	40	4,947
Bridgeport	194,594	40	4,864
Worcester	193,294	40	4,832
St. John's	191,978	40	4,799
Toronto	183,486	40	4,587
Milwaukee	182,999	40	4,574
Cincinnati	181,439	40	4,535
Binghamton	174,401	40	4,360
Cleveland	168,486	40	4,212
Portland	162,881	40	4,072
Lowell	161,175	40	4,029
Norfolk	159,676	40	3,991
Springfield	148,205	40	3,705
Albany	138,168	40	3,454
TOTAL	6,266,152	1120	5,594



2004-05 Regular Season Standings

EASTERN CONFERENCE

ATLANTIC DIVISION

	GP	W	L	T	OTL	PTS	WPCT	GF	GA	PIM	Home	Road
Manchester	80	51	21	4	4	110	.688	258	176	2044	28-7-3-2	23-14-1-2
Hartford	80	50	24	3	3	106	.663	206	160	2586	30-8-1-1	20-16-2-2
Lowell	80	47	27	1	5	100	.625	242	190	1946	26-11-0-3	21-16-1-2
Providence	80	40	30	3	7	90	.563	211	202	2171	26-10-2-2	14-20-1-5
Worcester	80	39	34	4	3	85	.531	212	223	1422	23-15-1-1	16-19-3-2
Portland	80	34	34	6	6	80	.500	175	242	1810	22-14-1-3	12-20-5-3
Springfield	80	24	47	6	3	57	.356	161	255	1946	16-18-3-3	8-29-3-0
TOTALS	560	285	217	27	31	628	.561	1465	1448	13,925	-	-

EAST DIVISION

Binghamton	80	47	21	5	7	106	.663	276	217	2382	27-6-3-4	20-15-2-3
Philadelphia	80	48	25	3	4	103	.644	235	185	2244	26-10-2-2	22-15-1-2
Norfolk	80	43	30	1	6	93	.581	200	188	2256	25-13-0-2	18-17-1-4
Wilkes-Barre	80	39	27	7	7	92	.575	227	219	1943	23-12-2-3	16-15-5-4
Hershey	80	39	37	2	2	82	.513	207	226	1479	23-16-1-0	16-21-1-2
Bridgeport	80	37	38	4	1	79	.494	192	222	1834	27-13-0-0	10-25-4-1
Albany	80	29	38	7	6	71	.444	195	248	2178	15-20-3-2	14-18-4-4
TOTALS	560	282	216	29	33	626	.559	1535	1505	14,316	-	-

WESTERN CONFERENCE

NORTH DIVISION

Rochester	80	51	19	4	6	112	.700	243	208	1923	27-8-3-2	24-11-1-4
St. John's	80	46	28	1	5	98	.613	244	232	2072	28-9-0-3	18-19-1-2
Manitoba	80	44	26	3	7	98	.613	243	210	1799	22-14-1-3	22-12-2-4
Hamilton	80	38	29	7	6	89	.556	225	210	1764	20-14-2-4	18-15-5-2
Syracuse	80	36	33	7	4	83	.519	215	230	2238	18-15-5-2	18-18-2-2
Edmonton	80	32	33	4	11	79	.494	201	223	1873	20-15-0-5	12-18-4-6
Cleveland	80	35	37	2	6	78	.488	200	226	1676	19-17-2-2	16-20-0-4
TOTALS	560	282	205	28	45	637	.569	1571	1539	13,345	-	-

WEST DIVISION

Chicago	80	49	24	5	2	105	.656	245	211	1954	28-7-4-1	21-17-1-1
Milwaukee	80	47	24	4	5	103	.644	247	207	1930	25-11-2-2	22-13-2-3
Cincinnati	80	44	31	1	4	93	.581	206	191	2208	28-10-0-2	16-21-1-2
Houston	80	40	28	6	6	92	.575	212	195	1862	23-13-1-3	17-15-5-3
Grand Rapids	80	41	35	2	2	86	.538	200	200	1721	19-18-2-1	22-17-0-1
San Antonio	80	27	45	3	5	62	.388	232	232	1654	15-21-1-3	12-24-2-2
Utah	80	23	50	2	5	53	.331	265	265	1857	14-23-1-2	9-27-1-3
TOTALS	560	271	237	23	29	594	.530	1422	1501	13,186	-	-

2005 Playoffs

Division Semifinals

Series A:	Providence defeats Manchester	(4-2)
Series B:	Lowell defeats Hartford	(4-2)
Series C:	Wilkes-Barre/Scranton defeats Binghamton	(4-2)
Series D:	Philadelphia defeats Norfolk	(4-2)
Series E:	Rochester defeats Hamilton	(4-0)
Series F:	Manitoba defeats St. John's	(4-1)
Series G:	Chicago defeats Houston	(4-1)
Series H:	Cincinnati defeats Milwaukee	(4-3)

Division Finals

Series I:	Providence defeats Lowell	(4-1)
Series J:	Philadelphia defeats Wilkes-Barre/Scranton	(4-1)
Series K:	Manitoba defeats Rochester	(4-1)
Series L:	Chicago defeats Cincinnati	(4-1)

Conference Finals

Series M:	Philadelphia defeats Providence	(4-2)
Series N:	Chicago defeats Manitoba	(4-0)

Calder Cup Finals

Series O:	Philadelphia defeats Chicago	(4-0)
-----------	------------------------------	-------

Attendance Report

TEAM	TOTAL	GAMES	AVERAGE
Chicago	368,390	40	9,209
Manchester	362,105	40	9,052
Edmonton	354,151	40	8,853
Manitoba	345,062	40	8,626
Rochester	337,894	40	8,447
Wilkes-Barre/Scranton	327,863	40	8,196
Philadelphia	318,690	40	7,967
Hershey	303,801	40	7,595
Providence	301,684	40	7,542
Grand Rapids	266,399	40	6,659
Hamilton	231,753	40	5,793
Houston	226,790	40	5,669
Syracuse	220,191	40	5,504
Bridgeport	216,123	40	5,403
Hartford	205,702	40	5,142
Cincinnati	198,478	40	4,961
Milwaukee	197,198	40	4,929
St. John's	193,140	40	4,828
Utah	192,024	40	4,800
Binghamton	185,341	40	4,633
San Antonio	182,259	40	4,556
Worcester	175,655	40	4,391
Portland	173,568	40	4,339
Norfolk	167,638	40	4,190
Cleveland	167,131	40	4,178
Lowell	160,066	40	4,001
Springfield	148,546	40	3,713
Albany	148,144	40	3,703
TOTAL	6,675,786	1120	5,960

YEAR-BY-YEAR STANDINGS



2005-06 Regular Season Standings

											Home				Road			
EASTERN CONFERENCE																		
EAST																		
	GP	W	L	OTL	SOL	PTS	PCT	GF	GA	PIM	W	L	OT	SOL	W	L	OT	SOL
Wilkes-Barre	80	51	18	5	6	113	.706	249	178	2099	28	8	2	2	23	10	3	4
Hershey	80	44	21	5	10	103	.644	262	234	2076	27	9	0	4	17	12	5	6
Norfolk	80	43	29	4	4	94	.588	259	246	1911	22	16	1	1	21	13	3	3
Bridgeport	80	38	33	6	3	85	.531	246	253	1303	21	13	4	2	17	20	2	1
Binghamton	80	35	37	4	4	78	.488	258	295	2190	21	15	1	3	14	22	3	1
Philadelphia	80	34	37	2	7	77	.481	197	232	2368	22	12	1	5	12	25	1	2
ATLANTIC																		
Portland	80	53	19	5	3	114	.713	306	241	1918	26	10	2	2	27	9	3	1
Hartford	80	48	24	2	6	104	.650	292	241	1920	25	13	0	2	23	11	2	4
Manchester	80	43	30	3	4	93	.581	236	230	1264	23	13	2	2	20	17	1	2
Providence	80	43	31	1	5	92	.575	254	217	1686	23	14	0	3	20	17	1	2
Lowell	80	29	37	6	8	72	.450	222	257	1465	16	16	4	4	13	21	2	4
Springfield	80	28	43	3	6	65	.406	220	312	1539	14	20	1	5	14	23	2	1
Albany	80	25	48	4	3	57	.356	206	278	1964	14	23	2	1	11	25	2	2
WESTERN CONFERENCE																		
NORTH																		
PGrand Rapids	80	55	20	1	4	115	.719	323	247	1867	30	6	1	3	25	14	0	1
Syracuse	80	47	25	5	3	102	.638	272	251	2003	27	9	2	2	20	16	3	1
Manitoba	80	44	24	7	5	100	.625	243	217	1910	24	12	2	2	20	12	5	3
Toronto	80	41	29	6	4	92	.575	270	263	1732	21	14	1	4	20	15	5	0
Rochester	80	37	39	2	2	78	.488	261	270	1988	19	19	1	1	18	20	1	1
Hamilton	80	35	41	0	4	74	.463	225	251	2090	20	18	0	2	15	23	0	2
Cleveland	80	27	48	2	3	59	.369	210	302	1682	15	22	1	2	12	26	1	1
WEST																		
Milwaukee	80	49	21	6	4	108	.675	268	234	1877	27	10	2	1	22	11	4	3
Houston	80	50	24	3	3	106	.663	285	242	1789	30	6	2	2	20	18	1	1
Peoria	80	46	26	3	5	100	.625	253	226	1683	25	12	0	3	21	14	3	2
Iowa	80	41	31	1	7	90	.563	238	228	1413	21	14	1	4	20	17	0	3
Chicago	80	36	32	4	8	84	.525	278	275	2013	20	17	2	1	16	15	2	7
Omaha	80	35	31	3	11	84	.525	206	221	1801	16	13	2	9	19	18	1	2
San Antonio	80	23	50	3	4	53	.331	153	251	1598	14	23	2	1	9	27	1	3

2006 Playoffs

Division Semifinals

Series A:	Portland defeats Providence	(4-2)
Series B:	Hartford defeats Michigan	(4-3)
Series C:	Wilkes-Barre/Scranton defeats Bridgeport	(4-3)
Series D:	Hershey defeats Norfolk	(4-0)
Series E:	Grand Rapids defeats Toronto	(4-1)
Series F:	Manitoba defeats Syracuse	(4-2)
Series G:	Milwaukee defeats Iowa	(4-3)
Series H:	Houston defeats Peoria	(4-0)

Division Finals

Series I:	Portland defeats Hartford	(4-2)
Series J:	Hershey defeats Wilkes-Barre	(4-0)
Series K:	Grand Rapids defeats Manitoba	(4-3)
Series L:	Milwaukee defeats Houston	(4-0)

Conference Finals

Series M:	Hershey defeats Portland	(4-3)
Series N:	Milwaukee defeats Grand Rapids	(4-0)

Calder Cup Finals

Series O:	Hershey defeats Milwaukee	(4-2)
-----------	---------------------------	-------

Attendance Report

TEAM	TOTAL	GAMES	AVERAGE
Manchester	344,490	40	8,612
Wilkes-Barre Scranton	325,229	40	8,131
Manitoba	323,144	40	8,079
Chicago	317,284	40	7,932
Hershey	308,092	40	7,702
Philadelphia	286,461	40	7,162
Rochester	279,539	40	6,988
Providence	272,371	40	6,809
Grand Rapids	261,907	40	6,548
Houston	232,003	40	5,800
Syracuse	216,810	40	5,420
Milwaukee	211,978	40	5,299
Iowa	206,250	40	5,156
Hamilton	204,787	40	5,120
Portland	194,960	40	4,874
Peoria	191,201	40	4,780
San Antonio	177,755	40	4,444
Toronto	174,477	40	4,362
Norfolk	168,398	40	4,210
Binghamton	161,803	40	4,045
Albany	161,003	40	4,025
Bridgeport	147,823	40	3,696
Lowell	145,396	40	3,635
Cleveland	141,901	40	3,548
Springfield	137,976	40	3,474
Omaha	130,842	40	3,271
TOTAL	5,926,660	1,080	5,488



2006-07 Regular Season Standings

EASTERN CONFERENCE

Rank	ATLANTIC DIVISION	GP	W	L	OTL	SOL	GF	GA	PTS	PCT	PIM	Home	Road
1	Manchester Monarchs	80	51	21	7	1	242	182	110	0.688	1,566	28-8-4-0	23-13-3-1
2	Hartford Wolf Pack	80	47	29	3	1	231	201	98	0.613	1,900	22-17-3-1	25-15-0-0
3	Providence Bruins	80	44	30	2	4	251	218	94	0.588	1,473	25-12-1-2	19-18-1-2
4	Worcester Sharks	80	41	28	3	8	247	244	93	0.581	1,382	22-13-1-4	19-15-2-4
5	Lowell Devils	80	38	30	6	6	212	220	88	0.550	1,036	21-13-4-2	17-17-2-4
6	Portland Pirates	80	37	31	3	9	225	232	86	0.537	1,656	22-14-1-3	15-17-2-6
7	Springfield Falcons	80	28	49	1	2	181	268	59	0.369	1,281	15-24-1-0	13-25-0-2

Rank	EAST DIVISION	GP	W	L	OTL	SOL	GF	GA	PTS	PCT	PIM	Home	Road
1	Hershey Bears	80	51	17	6	6	305	219	114	0.713	1,912	26-6-4-4	25-11-2-2
2	Wilkes-Barre/Scranton Penguins	80	50	22	6	2	301	257	108	0.675	2,041	28-17-3-0	23-12-1-4
3	Norfolk Admirals	80	50	22	6	2	301	257	108	0.675	2,041	32-5-2-1	18-17-4-1
4	Albany River Rats	80	37	36	4	3	246	258	81	0.506	1,576	21-15-3-1	16-21-1-2
5	Bridgeport Sound Tigers	80	36	37	1	6	229	267	79	0.494	1,331	22-14-0-4	14-23-1-2
6	Philadelphia Phantoms	80	31	41	2	6	222	271	70	0.438	1,674	17-18-1-4	14-23-1-2
7	Binghamton Senators	80	23	48	4	5	225	323	55	0.344	1,677	15-21-2-2	8-27-2-3

WESTERN CONFERENCE

Rank	NORTH DIVISION	GP	W	L	OTL	SOL	GF	GA	PTS	PCT	PIM	Home	Road
1	Manitoba Moose	80	45	23	7	5	232	201	102	0.637	1,489	25-10-3-2	20-13-4-3
2	Rochester Americans	80	48	30	1	1	269	250	98	0.613	1,397	26-13-1-0	22-17-0-1
3	Hamilton Bulldogs	80	43	28	3	6	243	208	95	0.594	1,474	24-13-1-2	19-15-2-4
4	Grand Rapids Griffins	80	37	32	6	5	226	244	85	0.531	1,454	22-13-2-3	15-19-4-2
5	Syracuse Crunch	80	34	34	4	8	250	248	80	0.500	1,961	20-14-3-3	14-20-1-5
6	Toronto Marlies	80	34	39	2	5	220	270	75	0.469	1,664	16-20-2-2	18-19-0-3

Rank	WEST DIVISION	GP	W	L	OTL	SOL	GF	GA	PTS	PCT	PIM	Home	Road
1	Omaha Ak-Sar-Ben Knights	80	49	25	5	1	214	189	104	0.650	1,600	22-16-2-0	27-9-3-1
2	Chicago Wolves	80	46	25	3	6	331	252	101	0.631	1,704	19-17-1-3	27-8-2-3
3	Milwaukee Admirals	80	41	25	4	10	227	230	96	0.600	1,399	19-14-3-4	22-11-1-6
4	Iowa Stars	80	42	34	3	1	221	231	88	0.550	1,226	16-21-2-1	26-13-1-0
5	Peoria Rivermen	80	37	33	2	8	221	242	84	0.525	1,585	21-14-1-4	16-19-1-4
6	San Antonio Rampage	80	32	42	2	4	219	256	70	0.438	1,394	19-18-1-2	13-24-1-2
7	Houston Aeros	80	27	43	4	6	205	269	64	0.400	1,614	14-21-1-4	13-22-3-2

2007 Playoffs

Division Semifinals

Series A:	Manchester defeats Worcester	(4-2)
Series B:	Providence defeats Hartford	(4-3)
Series C:	Hershey defeats Albany	(4-1)
Series D:	Wilkes-Barre/Scranton defeats Norfolk	(4-2)
Series E:	Manitoba defeats Grand Rapids	(4-3)
Series F:	Hamilton defeats Rochester	(4-2)
Series G:	Iowa defeats Omaha Ak-Sar-Ben	(4-2)
Series H:	Chicago defeats Milwaukee	(4-0)

Division Finals

Series I:	Manchester defeats Providence	(4-2)
Series J:	Hershey defeats Wilkes-Barre/Scranton	(4-1)
Series K:	Hamilton defeats Manitoba	(4-2)
Series L:	Chicago defeats Iowa	(4-2)

Conference Finals

Series M:	Hershey defeats Manchester	(4-0)
Series N:	Hamilton defeats Chicago	(4-1)

Calder Cup Finals

Series O:	Hamilton defeats Hershey	(4-1)
-----------	--------------------------	-------

Attendance Report

TEAM	TOTAL	GAMES	AVERAGE
Hershey	346,842	40	8,671
W-B/Scranton	321,199	40	8,030
Chicago	313,212	40	7,830
Manitoba	310,761	40	7,769
Manchester	303,723	40	7,593
Rochester	293,545	40	7,339
Grand Rapids	274,657	40	6,866
Philadelphia	267,910	40	6,698
Providence	265,379	40	6,634
Houston	256,878	40	6,422
Milwaukee	228,022	40	5,701
Portland	210,417	40	5,260
Syracuse	209,945	40	5,249
Hamilton	195,502	40	4,888
Iowa	192,724	40	4,818
Norfolk	187,374	40	4,684
Worcester	184,083	40	4,602
Hartford	182,516	40	4,563
Bridgeport	175,432	40	4,386
Peoria	170,186	40	4,255
San Antonio	165,292	40	4,132
Albany	158,652	40	3,966
Binghamton	155,498	40	3,887
Toronto	153,172	40	3,829
Omaha	141,730	40	3,543
Springfield	132,993	40	3,325
Lowell	112,043	40	2,801
TOTAL	5,909,687	1,080	5,472



2007-08 Regular Season Standings

EASTERN CONFERENCE

	GP	W	L	OTL	SOL	PTS	PCT	GF	GA	PIM	Home	Road
EAST												
Wilkes-Barre Scranton	80	47	26	3	4	101	.631	223	187	1409	22-13-3-2	25-13-0-2
Philadelphia	80	46	27	4	3	99	.619	236	212	1851	26-12-0-2	20-15-4-1
Albany	80	43	30	3	4	93	.581	213	198	1441	24-13-1-2	19-17-2-2
Hershey	80	42	30	2	6	92	.575	253	247	1724	25-11-1-3	19-19-1-3
Bridgeport	80	40	36	1	3	84	.525	225	240	1696	24-14-0-2	16-22-1-1
Binghamton	80	34	32	9	5	82	.513	225	248	1642	20-14-4-2	14-18-5-3
Norfolk	80	29	44	2	5	65	.406	213	267	1556	18-19-1-2	11-25-1-3

ATLANTIC

	GP	W	L	OTL	SOL	PTS	PCT	GF	GA	PIM	Home	Road
ATLANTIC												
Providence	80	55	18	3	4	117	.731	280	206	1528	27-9-1-3	28-9-2-1
Hartford	80	50	20	2	8	110	.688	266	198	1558	25-11-1-3	25-9-1-5
Portland	80	45	26	5	4	99	.619	238	215	1394	27-10-2-1	18-16-3-3
Manchester	80	39	31	5	5	88	.550	240	228	1416	18-17-2-3	21-14-3-2
Springfield	80	35	35	5	5	80	.500	214	257	1554	23-13-3-1	12-22-2-4
Worcester	80	32	37	5	6	75	.469	216	258	1376	18-15-3-4	14-22-2-2
Lowell	80	25	43	7	5	62	.388	183	270	1074	13-21-3-3	12-22-4-2

WESTERN CONFERENCE

	GP	W	L	OTL	SOL	PTS	PCT	GF	GA	PIM	Home	Road
NORTH												
Y-Toronto	80	51	21	3	5	110	.688	247	202	1453	27-9-1-3	24-12-2-2
X-Manitoba	80	46	27	3	4	99	.619	236	197	1407	23-13-1-3	23-14-2-1
X-Syracuse	80	45	26	2	7	99	.619	246	202	2174	26-9-1-4	19-17-1-3
Hamilton	80	36	34	3	7	82	.513	208	235	1230	18-17-2-3	18-17-1-4
Grand Rapids	80	31	41	2	6	70	.438	210	245	1313	18-18-1-3	13-23-1-3
Lake Erie	80	26	41	6	7	65	.406	209	276	1521	13-20-4-3	13-21-2-4
Rochester	80	24	46	6	4	58	.363	197	291	1571	16-18-3-3	8-28-3-1

WEST

	GP	W	L	OTL	SOL	PTS	PCT	GF	GA	PIM	Home	Road
WEST												
Y-Chicago	80	53	22	2	3	111	.694	300	226	1859	29-9-1-1	24-13-1-2
X-Rockford	80	44	26	4	6	98	.613	247	231	2099	23-14-1-2	21-12-3-4
X-Houston	80	45	29	2	4	96	.600	206	183	1448	23-14-1-2	22-15-1-2
X-Milwaukee	80	44	29	4	3	95	.594	231	212	1191	26-12-1-1	18-17-3-2
X-San Antonio	80	42	28	3	7	94	.588	238	225	1859	23-13-2-2	19-15-1-5
Quad City	80	38	32	3	7	86	.538	203	214	1581	15-18-3-4	23-14-0-3
Peoria	80	38	33	4	5	85	.531	247	242	1528	17-18-2-3	21-15-2-2
Iowa	80	35	37	5	3	78	.488	217	255	1198	16-19-3-2	19-18-2-1
TOTAL	1160	1160	907	108	145	2573		6667	44651			

2008 Playoffs

Division Semifinals

Series A:	Providence defeats Manchester	(4-0)
Series B:	Portland defeats Hartford	(4-1)
Series C:	Wilkes-Barre/Scranton defeats Hershey	(4-1)
Series D:	Philadelphia defeats Albany	(4-3)
Series E:	Toronto defeats San Antonio	(4-3)
Series F:	Syracuse defeats Manitoba	(4-2)
Series G:	Chicago defeats Milwaukee	(4-2)
Series H:	Rockford defeats Houston	(4-1)

Division Finals

Series I:	Portland defeats Providence	(4-2)
Series J:	Wilkes-Barre/Scranton defeats Philadelphia	(4-1)
Series K:	Toronto defeats Syracuse	(4-3)
Series L:	Chicago defeats Rockford	(4-3)

Conference Finals

Series M:	Wilkes-Barre/Scranton defeats Portland	(4-3)
Series N:	Chicago defeats Toronto	(4-1)

Calder Cup Finals

Series O:	Chicago defeats Wilkes-Barre/Scranton	(4-2)
-----------	---------------------------------------	-------

Attendance Report

TEAM	TOTAL	GAMES	AVERAGE
Hershey	350,815	40	8,770
Manitoba	312,288	40	7,807
W-B/Scranton	306,662	40	7,667
Chicago	298,951	40	7,474
Grand Rapids	275,905	40	6,898
Rochester	273,404	40	6,835
Manchester	268,249	40	6,706
Philadelphia	267,148	40	6,679
Houston	251,191	40	6,280
Providence	244,276	40	6,107
Lake Erie	238,965	40	5,974
Milwaukee	220,698	40	5,517
Syracuse	217,694	40	5,442
Portland	194,435	40	4,861
Hamilton	182,991	40	4,575
San Antonio	180,808	40	4,520
Peoria	177,637	40	4,441
Hartford	176,213	40	4,405
Toronto	173,926	40	4,348
Worcester	173,745	40	4,344
Norfolk	169,621	40	4,241
Bridgeport	167,847	40	4,196
Binghamton	162,772	40	4,069
Albany	157,601	40	3,940
Rockford	153,056	40	3,826
Iowa	151,561	40	3,789
Quad City	140,908	40	3,523
Springfield	139,242	40	3,481
Lowell	84,094	40	2,102
TOTAL	6,112,703	1160	5,269



2008-09 Regular Season Standings

											Home	Road
EASTERN CONFERENCE												
ATLANTIC DIVISION												
	GP	W	L	T	OTL	PTS	WPCT	GF	GA	PIM	W-L-T-OTL	W-L-T-OTL
Hartford	80	46	27	3	4	99	.619	243	216	1690	25-13-0-2	21-14-3-2
Providence	80	43	29	2	6	94	.588	238	232	1324	27-12-0-1	16-17-2-5
Portland	80	39	31	3	7	88	.550	249	239	1209	24-13-0-3	15-18-3-4
Worcester	80	42	35	1	2	87	.544	223	223	1446	24-15-0-1	18-20-1-1
Manchester	80	37	35	0	8	82	.512	211	218	1349	20-16-0-4	17-19-0-4
Lowell	80	35	36	2	7	79	.494	213	243	1472	19-16-0-5	16-20-2-2
Springfield	80	24	44	8	4	60	.375	188	258	1516	14-19-5-2	10-25-3-2
EAST DIVISION												
Hershey	80	49	23	2	6	106	.662	296	240	1610	27-10-0-3	22-13-2-3
Bridgeport	80	49	23	3	5	106	.662	241	212	1164	29-7-1-3	20-16-2-2
W-B/Scranton	80	49	25	3	3	104	.650	274	212	1422	27-8-2-3	22-17-1-0
Philadelphia	80	43	30	2	5	93	.581	234	232	1432	25-12-1-2	18-18-1-3
Binghamton	80	41	30	5	4	91	.569	232	238	1610	22-13-1-4	19-17-4-0
Norfolk	80	33	38	4	5	75	.469	236	269	1850	20-15-3-2	13-23-1-3
Albany	80	33	40	3	4	73	.456	219	258	1552	20-16-3-1	13-24-0-3
WESTERN CONFERENCE												
NORTH DIVISION												
Manitoba	80	50	23	1	6	107	.669	239	188	1377	25-13-0-2	25-10-1-4
Hamilton	80	49	27	4	0	102	.637	263	201	1360	24-15-1-0	25-12-3-0
Grand Rapids	80	43	25	6	6	98	.613	255	226	963	25-8-3-4	18-17-3-2
Toronto	80	39	29	5	7	90	.562	240	229	1547	22-12-3-3	17-17-2-4
Syracuse	80	40	32	5	3	88	.550	214	226	1830	25-11-3-1	15-21-2-2
Lake Erie	80	34	38	3	5	76	.475	199	218	1298	20-16-2-2	14-22-1-3
Rochester	80	29	43	0	8	66	.412	184	259	1293	16-19-0-5	13-24-0-3
WEST DIVISION												
Milwaukee	80	49	22	3	6	107	.669	229	195	1332	26-9-1-4	23-13-2-2
Peoria	80	43	31	2	4	92	.575	215	211	1522	24-13-1-2	19-18-1-2
Houston	80	38	31	2	9	87	.544	218	230	1457	23-11-2-4	15-20-0-5
Rockford	80	40	34	0	6	86	.537	229	220	1459	22-16-0-2	18-18-0-4
Quad City	80	36	31	6	7	85	.531	212	216	1417	23-14-2-1	13-17-4-6
Chicago	80	38	37	3	2	81	.506	226	222	1288	23-15-0-2	15-22-3-0
Iowa	80	33	33	4	10	80	.500	209	260	1437	15-18-1-6	18-15-3-4
San Antonio	80	36	38	2	4	78	.487	205	243	1822	20-19-0-1	16-19-2-3

2009 Playoffs

Division Semifinals

Series A:	Worcester defeats Hartford	(4-2)
Series B:	Providence defeats Portland	(4-1)
Series C:	Hershey defeats Philadelphia	(4-0)
Series D:	Wilkes-Barre/Scranton defeats Bridgeport	(4-1)
Series E:	Manitoba defeats Toronto	(4-2)
Series F:	Grand Rapids defeats Hamilton	(4-2)
Series G:	Milwaukee defeats Rockford	(4-0)
Series H:	Houston defeats Peoria	(4-3)

Division Finals

Series I:	Providence defeats Worcester	(4-2)
Series J:	Hershey defeats Wilkes-Barre/Scranton	(4-3)
Series K:	Manitoba defeats Grand Rapids	(4-0)
Series L:	Houston defeats Milwaukee	(4-3)

Conference Finals

Series M:	Hershey defeats Providence	(4-1)
Series N:	Manitoba defeats Houston	(4-2)

Calder Cup Finals

Series O:	Hershey defeats Manitoba	(4-2)
-----------	--------------------------	-------

Attendance Report

TEAM	TOTAL	GAMES	AVERAGE
Hershey	359,499	40	8,987
Manitoba	310,761	40	7,769
Grand Rapids	297,905	40	7,448
Chicago	292,635	40	7,316
W-B/Scranton	279,347	40	6,984
Philadelphia	258,376	40	6,459
Providence	253,718	40	6,343
Houston	239,281	40	5,982
Lake Erie	237,370	40	5,934
Manchester	235,289	40	5,882
Milwaukee	235,107	40	5,878
Syracuse	208,429	40	5,211
San Antonio	206,680	40	5,167
Portland	193,132	40	4,828
Hamilton	184,952	40	4,624
Bridgeport	181,114	40	4,528
Iowa	172,881	40	4,322
Hartford	167,606	40	4,190
Norfolk	164,363	40	4,109
Rochester	163,188	40	4,080
Peoria	160,759	40	4,019
Springfield	158,064	40	3,952
Binghamton	156,671	40	3,917
Rockford	156,352	40	3,909
Worcester	156,089	40	3,902
Toronto	149,139	40	3,728
Albany	141,550	40	3,539
Quad City	121,396	40	3,035
Lowell	91,728	40	2,293
TOTAL	5,933,381	1160	5,114



2009-10 Regular Season Standings

EASTERN CONFERENCE

ATLANTIC DIVISION

	GP	W	L	OTL	SOL	PTS	PCT	GF	GA	PIM	Home	Road
y Worcester Sharks	80	49	25	3	3	104	0.650	275	239	1268	26-11-2-1	23-14-1-2
x Portland Pirates	80	45	24	7	4	101	0.631	244	214	1421	25-10-3-2	20-14-4-2
x Manchester Monarchs	80	43	28	3	6	95	0.594	213	200	1182	25-11-1-3	18-17-2-3
x Lowell Devils	80	39	31	4	6	88	0.550	239	232	1423	20-16-1-3	19-15-3-3
x Bridgeport Sound Tigers	80	38	32	4	6	86	0.537	201	220	1711	21-15-1-3	17-17-3-3
Hartford Wolf Pack	80	36	33	6	5	83	0.519	231	251	1603	22-13-3-2	14-20-3-3
Providence Bruins	80	36	38	5	1	78	0.487	207	226	1194	17-19-3-1	19-19-2-0
Springfield Falcons	80	25	39	12	4	66	0.412	207	296	1636	14-18-6-2	11-21-6-2

EAST DIVISION

y Hershey Bears	80	60	17	0	3	123	0.769	342	198	1435	34-4-0-2	26-13-0-1
x Albany River Rats	80	43	29	3	5	94	0.588	244	231	1515	25-12-2-1	18-17-1-4
x WB/Scranton Penguins	80	41	34	2	3	87	0.544	239	229	1515	27-12-0-1	14-22-2-2
Norfolk Admirals	80	39	35	3	3	84	0.525	208	214	973	19-18-0-3	20-17-3-0
Binghamton Senators	80	36	35	6	3	81	0.506	251	260	1400	20-16-2-2	16-19-4-1
Syracuse Crunch	80	34	39	4	3	75	0.469	227	272	1771	19-18-2-1	15-21-2-2
Adirondack Phantoms	80	32	41	3	4	71	0.444	199	251	1298	19-17-3-1	13-24-0-3

WESTERN CONFERENCE

NORTH DIVISION

y Hamilton Bulldogs	80	52	17	3	8	115	0.719	271	182	1257	25-10-2-3	27-7-1-5
x Rochester Americans	80	44	33	2	1	91	0.569	253	247	1352	23-14-2-1	21-19-0-0
x Abbotsford Heat	80	39	29	5	7	90	0.562	217	231	1796	18-14-4-4	21-15-1-3
x Manitoba Moose	80	40	33	5	2	87	0.544	204	232	1509	22-14-3-1	18-19-2-1
Toronto Marlies	80	33	35	6	6	78	0.487	193	261	1707	22-13-3-2	11-22-3-4
Lake Erie Monsters	80	34	37	1	8	77	0.481	234	257	1011	19-18-0-3	15-19-1-5
Grand Rapids Griffins	80	34	39	3	4	75	0.469	244	265	1272	19-19-1-1	15-20-2-3

WEST DIVISION

y Chicago Wolves	80	49	24	1	6	105	0.656	264	214	1112	29-8-0-3	20-16-1-3
x Texas Stars	80	46	27	3	4	99	0.619	238	198	1113	24-13-1-2	22-14-2-2
x Rockford IceHogs	80	44	30	3	3	94	0.588	226	226	1395	26-12-1-1	18-18-2-2
x Milwaukee Admirals	80	41	30	2	7	91	0.569	237	220	1172	20-15-1-4	21-15-1-3
Peoria Rivermen	80	38	33	2	7	85	0.531	233	248	1363	22-15-1-2	16-18-1-5
San Antonio Rampage	80	36	32	5	7	84	0.525	235	244	1357	21-14-2-3	15-18-3-4
Houston Aeros	80	34	34	7	5	80	0.500	206	224	1300	19-17-4-0	15-17-3-5

x = Teams who have clinched a playoff spot. y = Teams who have clinched the division title

2010 Playoffs

Division Semifinals

Series A:	Worcester defeats Lowell	(4-1)
Series B:	Manchester defeats Portland	(4-0)
Series C:	Hershey defeats Bridgeport	(4-1)
Series D:	Albany defeats Wilkes-Barre/Scranton	(4-0)
Series E:	Hamilton defeats Manitoba	(4-2)
Series F:	Abbotsford defeats Rochester	(4-3)
Series G:	Chicago defeats Milwaukee	(4-3)
Series H:	Texas defeats Rockford	(4-0)

Division Finals

Series I:	Manchester defeats Worcester	(4-2)
Series J:	Hershey defeats Albany	(4-0)
Series K:	Hamilton defeats Abbotsford	(4-2)
Series L:	Texas defeats Chicago	(4-3)

Conference Finals

Series M:	Hershey defeats Manchester	(4-2)
Series N:	Texas defeats Hamilton	(4-3)

Calder Cup Finals

Series O:	Hershey defeats Texas	(4-2)
-----------	-----------------------	-------

Attendance Report

TEAM	TOTAL	GAMES	AVERAGE
Hershey	359,499	40	8,987
Manitoba	310,761	40	7,769
Grand Rapids	297,905	40	7,448
Chicago	292,635	40	7,316
W-B/Scranton	279,347	40	6,984
Philadelphia	258,376	40	6,459
Providence	253,718	40	6,343
Houston	239,281	40	5,982
Lake Erie	237,370	40	5,934
Manchester	235,289	40	5,882
Milwaukee	235,107	40	5,878
Syracuse	208,429	40	5,211
San Antonio	206,680	40	5,167
Portland	193,132	40	4,828
Hamilton	184,952	40	4,624
Bridgeport	181,114	40	4,528
Iowa	172,881	40	4,322
Hartford	167,606	40	4,190
Norfolk	164,363	40	4,109
Rochester	163,188	40	4,080
Peoria	160,759	40	4,019
Springfield	158,064	40	3,952
Binghamton	156,671	40	3,917
Rockford	156,352	40	3,909
Worcester	156,089	40	3,902
Toronto	149,139	40	3,728
Albany	141,550	40	3,539
Quad City	121,396	40	3,035
Lowell	91,728	40	2,293
TOTAL	5,933,381	1160	5,114



2010-11 Regular Season Standings

Home

Road

EASTERN CONFERENCE

ATLANTIC DIVISION

	GP	W	L	OTL	SOL	PTS	PCT	GF	GA	PIM	W-L-T-OTL	W-L-T-OTL
y Portland	80	47	24	7	2	103	0.644	280	238	1294	25-8-6-1	22-16-1-1
x Manchester	80	44	26	4	6	98	0.613	255	209	1423	25-12-1-2	19-14-3-4
x Connecticut	80	40	32	2	6	88	0.550	221	223	1749	19-17-2-2	21-15-0-4
Worcester	80	36	31	4	9	85	0.531	210	245	1226	20-13-2-5	16-18-2-4
Providence	80	38	36	3	3	82	0.512	209	252	1437	19-18-1-2	19-18-2-1
Springfield	80	35	40	2	3	75	0.469	233	253	1307	18-19-2-1	17-21-0-2
Bridgeport	80	30	39	4	7	71	0.444	218	266	1407	18-15-4-3	12-24-0-4

EAST DIVISION

y W-B/Scranton	80	58	21	0	1	117	0.731	261	183	1433	30-10-0-0	28-11-0-1
x Hershey	80	46	26	3	5	100	0.625	255	214	1581	21-14-2-3	25-12-1-2
x Charlotte	80	44	27	2	7	97	0.606	265	243	1318	22-13-1-4	22-14-1-3
x Norfolk	80	39	26	9	6	93	0.581	265	230	1600	19-11-5-5	20-15-4-1
x Binghamton	80	42	30	3	5	92	0.575	255	221	1225	22-13-2-3	20-17-1-2
Syracuse	80	35	38	3	4	77	0.481	217	249	1482	20-16-2-2	15-22-1-2
Adirondack	80	31	39	4	6	72	0.450	197	248	1563	19-15-3-3	12-24-1-3
Albany	80	32	42	1	5	70	0.438	217	283	1927	15-22-0-3	17-20-1-2

WESTERN CONFERENCE

NORTH DIVISION

y Hamilton	80	44	27	2	7	97	0.606	226	193	1200	22-15-1-2	22-12-1-5
x Lake Erie	80	44	28	3	5	96	0.600	223	206	1202	24-11-2-3	20-17-1-2
x Manitoba	80	43	30	1	6	93	0.581	220	210	1102	23-15-1-1	20-15-0-5
Abbotsford	80	38	32	4	6	86	0.537	186	212	1294	22-14-2-2	16-18-2-4
Toronto	80	37	32	1	10	85	0.531	228	219	1409	17-17-1-5	20-15-0-5
Grand Rapids	80	36	34	2	8	82	0.512	227	254	1468	18-16-1-5	18-18-1-3
Rochester	80	31	39	5	5	72	0.450	218	266	1360	14-20-2-4	17-19-3-1

WEST DIVISION

y Milwaukee	80	44	22	6	8	102	0.637	226	194	1037	23-12-2-3	21-10-4-5
x Houston	80	46	28	1	5	98	0.613	240	212	1288	25-12-1-2	21-16-0-3
x Peoria	80	42	30	3	5	92	0.575	223	218	1607	20-16-2-2	22-14-1-3
x Texas	80	41	29	4	6	92	0.575	213	210	1026	22-12-3-3	19-17-1-3
x Oklahoma City	80	40	29	2	9	91	0.569	245	234	1351	18-16-2-4	22-13-0-5
Chicago	80	39	30	5	6	89	0.556	260	262	1402	19-15-1-5	20-15-4-1
San Antonio	80	40	33	4	3	87	0.544	228	245	1284	23-14-1-2	17-19-3-1
Rockford	80	38	33	4	5	85	0.531	216	245	1503	19-17-2-2	19-16-2-3

x = Teams who have clinched a playoff spot. y = Teams who have clinched the division title

2011 Playoffs

Division Semifinals

Series A:	Portland defeats Connecticut	(4-2)
Series B:	Binghamton defeats Manchester	(4-3)
Series C:	Wilkes-Barre/Scranton defeats Norfolk	(4-2)
Series D:	Charlotte defeats Hershey	(4-2)
Series E:	Hamilton defeats Oklahoma City	(4-2)
Series F:	Manitoba defeats Lake Erie	(4-3)
Series G:	Milwaukee defeats Texas	(4-2)
Series H:	Houston defeats Peoria	(4-0)

Division Finals

Series I:	Binghamton defeats Portland	(4-2)
Series J:	Charlotte defeats Wilkes-Barre/Scranton	(4-2)
Series K:	Hamilton defeats Manitoba	(4-3)
Series L:	Milwaukee defeats Houston	(4-3)

Conference Finals

Series M:	Binghamton defeats Charlotte	(4-0)
Series N:	Houston defeats Hamilton	(4-3)

Calder Cup Finals

Series O:	Binghamton defeats Houston	(4-2)
-----------	----------------------------	-------

Attendance Report

TEAM	TOTAL	GAMES	AVERAGE
Hershey	392,005	40	9,800
Manitoba	336,156	40	8,404
Chicago	298,117	40	7,453
Providence	292,970	40	7,324
Grand Rapids	289,646	40	7,241
Lake Erie	262,735	40	6,568
San Antonio	256,433	40	6,411
W-B/Scranton	254,411	40	6,360
Houston	253,021	40	6,326
Charlotte	252,486	40	6,312
Milwaukee	231,839	40	5,796
Connecticut	227,792	40	5,695
Manchester	218,444	40	5,461
Texas	213,584	40	5,340
Peoria	207,852	40	5,196
Syracuse	206,158	40	5,154
Toronto	187,741	40	4,694
Portland	186,192	40	4,655
Norfolk	179,609	40	4,490
Rockford	174,418	40	4,360
Hamilton	170,292	40	4,257
Oklahoma City	166,195	40	4,155
Bridgeport	165,609	40	4,140
Worcester	162,728	40	4,068
Rochester	154,890	40	3,872
Abbotsford	152,272	40	3,807
Springfield	148,695	40	3,717
Binghamton	146,097	40	3,652
Adirondack	143,001	40	3,575
Albany	124,563	40	3,114
TOTAL	6,455,951	1200	5,379



2011-12 Regular Season Standings

EASTERN CONFERENCE

ATLANTIC DIVISION

	GP	W	L	OTL	SOL	PTS	PCT	GF	GA	Home	Away	PIM
y St. John's	76	43	25	5	3	94	0.618	240	216	20-15-3-0	23-10-2-3	1047
x Manchester	76	39	32	2	3	83	0.546	207	208	21-16-0-1	18-16-2-2	1325
Portland	76	36	31	4	5	81	0.533	223	254	23-14-1-0	13-17-3-5	1296
Providence	76	35	34	3	4	77	0.507	193	214	20-14-1-3	15-20-2-1	1097
Worcester	76	31	33	4	8	74	0.487	199	218	18-18-0-2	13-15-4-6	1620

NORTHEAST DIVISION

y Bridgeport	76	41	26	3	6	91	0.599	233	219	25-9-2-2	16-17-1-4	1334
x Connecticut	76	36	26	7	7	86	0.566	210	208	21-9-3-5	15-17-4-2	1236
Adirondack	76	37	35	2	2	78	0.513	204	217	23-14-0-1	14-21-2-1	1288
Springfield	76	36	34	3	3	78	0.513	217	231	20-14-1-3	16-20-2-0	1256
Albany	76	31	34	6	5	73	0.480	190	226	18-13-4-3	13-21-2-2	1252

EAST DIVISION

y Norfolk	76	55	18	1	2	113	0.743	273	180	27-9-1-1	28-9-0-1	1437
x W-B/Scranton	76	44	25	2	5	95	0.625	235	215	18-16-2-2	26-9-0-3	1198
x Hershey	76	38	26	4	8	88	0.579	244	225	20-11-2-5	18-15-2-3	1611
x Syracuse	76	37	29	5	5	84	0.553	238	234	19-14-3-2	18-15-2-3	1238
Binghamton	76	29	40	5	2	65	0.428	201	243	15-17-4-2	14-23-1-0	1189

WESTERN CONFERENCE

NORTH DIVISION

y Toronto	76	44	24	5	3	96	0.632	217	175	24-10-3-1	20-14-2-2	1134
x Rochester	76	36	26	10	4	86	0.566	224	221	21-10-5-2	15-16-5-2	1067
Lake Erie	76	37	29	3	7	84	0.553	189	210	20-13-2-3	17-16-1-4	1287
Grand Rapids	76	33	32	7	4	77	0.507	245	249	18-15-3-2	15-17-4-2	1183
Hamilton	76	34	35	2	5	75	0.493	185	226	18-15-1-4	16-20-1-1	1214

MIDWEST DIVISION

y Chicago	76	42	27	4	3	91	0.599	213	193	21-14-1-2	21-13-3-1	1065
x Milwaukee	76	40	29	2	5	87	0.572	210	190	22-12-2-2	18-17-0-3	1050
Charlotte	76	38	29	3	6	85	0.559	209	214	18-16-1-3	20-13-2-3	1067
Peoria	76	39	33	2	2	82	0.539	217	207	19-18-1-0	20-15-1-2	1102
Rockford	76	35	32	2	7	79	0.520	207	228	18-16-0-4	17-16-2-3	1391

WEST DIVISION

y Oklahoma City	76	45	22	4	5	99	0.651	213	176	21-12-3-2	24-10-1-3	1121
x Abbotsford	76	42	26	3	5	92	0.605	200	201	18-15-3-2	24-11-0-3	1251
x San Antonio	76	41	30	3	2	87	0.572	197	204	21-16-0-1	20-14-3-1	987
x Houston	76	35	25	5	11	86	0.566	202	206	17-9-4-8	18-16-1-3	960
Texas	76	31	40	3	2	67	0.441	224	251	18-17-2-1	13-23-1-1	983

x = Teams who have clinched a playoff spot. y = Teams who have clinched the division title

2012 Playoffs

Conference Quarterfinals

Series A:	Norfolk defeats Manchester	(3-1)
Series B:	St. John's defeats Syracuse	(3-1)
Series C:	Hershey defeats Bridgeport	(3-0)
Series D:	Wilkes-Barre/Scranton defeats Hershey	(3-2)
Series E:	Oklahoma City defeats Houston	(3-1)
Series F:	Toronto defeats Rochester	(3-0)
Series G:	San Antonio defeats Chicago	(3-2)
Series H:	Abbotsford defeats Milwaukee	(3-0)

Conference Semifinals

Series I:	Norfolk defeats Connecticut	(4-2)
Series J:	St. John's defeats Wilkes-Barre/Scranton	(4-3)
Series K:	Oklahoma City defeats San Antonio	(4-1)
Series L:	Toronto defeats Abbotsford	(4-1)

Conference Finals

Series M:	Norfolk defeats St. John's	(4-0)
Series N:	Toronto defeats Oklahoma City	(4-1)

Calder Cup Finals

Series O:	Norfolk defeats Toronto	(4-0)
-----------	-------------------------	-------

Attendance Report

TEAM	TOTAL	GAMES	AVERAGE
Hershey	375,146	38	9,872
Lake Erie	298,096	38	7,845
Chicago	289,015	37	7,811
Providence	286,839	37	7,752
Grand Rapids	275,632	38	7,253
Houston	267,647	37	7,234
San Antonio	261,753	37	7,074
Charlotte	257,189	38	6,768
St. John's	239,299	38	6,297
Milwaukee	228,720	37	6,182
W-B/Scranton	229,053	38	6,028
Manchester	208,814	37	5,644
Rochester	212,605	38	5,595
Toronto	208,223	38	5,480
Texas	207,855	38	5,470
Peoria	205,726	38	5,414
Syracuse	199,354	38	5,246
Portland	195,997	38	5,158
Norfolk	194,521	38	5,119
Bridgeport	180,668	37	4,883
Hamilton	179,856	37	4,861
Adirondack	172,379	37	4,659
Connecticut	173,788	38	4,573
Worcester	161,482	37	4,364
Rockford	161,286	38	4,244
Oklahoma City	140,008	38	3,684
Springfield	139,050	38	3,659
Binghamton	135,950	38	3,578
Abbotsford	131,026	37	3,541
Albany	128,005	37	3,460
TOTAL	6,344,982	1,128	5,624



2012-13 Regular Season Standings

						Home	Away				
EASTERN CONFERENCE											
ATLANTIC DIVISION											
Providence	GP	W	L	OTL	SOL	PTS	PCT	GF	GA	W-L-T-OTL	W-L-T-OTL
Portland	76	50	21	0	5	105	.691	222	183	26-9-0-3	24-12-0-2
Manchester	76	41	30	3	2	87	.572	230	233	24-11-2-1	17-19-1-1
Worcester	76	37	32	3	4	81	.533	219	209	19-14-2-3	18-18-1-1
St. John's	76	31	34	4	7	73	.480	191	228	13-17-4-4	18-17-0-3
	76	32	36	3	5	72	.474	195	237	13-19-3-3	19-17-0-2
NORTHEAST DIVISION											
Springfield	76	45	22	5	4	99	.651	235	186	24-10-1-3	21-12-4-1
Connecticut	76	35	32	6	3	79	.520	213	222	20-14-2-2	15-18-4-1
Bridgeport	76	32	32	7	5	76	.500	218	242	19-11-4-4	13-21-3-1
Albany	76	31	32	1	12	75	.493	193	225	14-16-0-8	17-16-1-4
Adirondack	76	31	38	3	4	69	.454	187	223	18-17-1-2	13-21-2-2
EAST DIVISION											
Syracuse	76	43	22	6	5	97	.638	247	201	19-12-4-3	24-10-2-2
Binghamton	76	44	24	1	7	96	.632	227	188	25-9-1-3	19-15-0-4
Wilkes-Barre/Scranton	76	42	30	2	2	88	.579	185	178	19-15-2-2	23-15-0-0
Hershey	76	36	31	3	6	81	.533	204	196	18-15-3-2	18-16-0-4
Norfolk	76	37	34	4	1	79	.520	188	207	22-13-3-0	15-21-1-1
WESTERN CONFERENCE											
NORTH DIVISION											
Toronto	76	43	23	3	7	96	.632	237	199	26-8-1-3	17-15-2-4
Rochester	76	43	29	3	1	90	.592	234	209	22-15-0-1	21-14-3-0
Lake Erie	76	35	31	3	7	80	.526	211	220	16-16-2-4	19-15-1-3
Abbotsford	76	34	32	4	6	78	.513	171	198	23-12-2-1	11-20-2-5
Hamilton	76	29	41	1	5	64	.421	159	228	18-17-1-2	11-24-0-3
MIDWEST DIVISION											
Grand Rapids	76	42	26	4	4	92	.605	234	205	21-12-3-2	21-14-1-2
Milwaukee	76	41	28	4	3	89	.586	197	200	21-12-3-2	20-16-1-1
Rockford	76	42	31	2	1	87	.572	246	225	21-17-0-0	21-14-2-1
Chicago	76	37	30	5	4	83	.546	204	207	20-12-2-4	17-18-3-0
Peoria	76	33	35	5	3	74	.487	183	218	20-13-2-3	13-22-3-0
SOUTH DIVISION											
Texas	76	43	22	5	6	97	.638	235	201	18-13-2-5	25-9-3-1
Charlotte	76	42	26	4	4	92	.605	226	202	19-16-2-1	23-10-2-3
Oklahoma City	76	40	25	2	9	91	.599	240	228	22-11-2-3	18-14-0-6
Houston	76	40	26	5	5	90	.592	212	199	21-11-3-3	19-15-2-2
San Antonio	76	29	38	2	7	67	.441	195	541	16-17-0-5	13-21-2-2

x = Teams who have clinched a playoff spot. y = Teams who have clinched the division title

2013 Playoffs

Conference Quarterfinals

Series A:	Providence defeats Hershey	(3-2)
Series B:	Springfield defeats Manchester	(3-1)
Series C:	Syracuse defeats Portland	(3-0)
Series D:	Wilkes-Barre/Scranton defeats Binghamton	(3-0)
Series E:	Texas defeats Milwaukee	(3-1)
Series F:	Toronto defeats Rochester	(3-0)
Series G:	Grand Rapids defeats Houston	(3-2)
Series H:	Oklahoma City defeats Charlotte	(3-2)

Conference Semifinals

Series I:	Wilkes-Barre/Scranton defeats Providence	(4-3)
Series J:	Syracuse defeats Springfield	(4-0)
Series K:	Oklahoma City defeats Texas	(4-1)
Series L:	Grand Rapids defeats Toronto	(4-2)

Conference Finals

Series M:	Syracuse defeats Wilkes-Barre/Scranton	(4-1)
Series N:	Grand Rapids defeats Oklahoma City	(4-3)

Calder Cup Finals

Series O:	Grand Rapids defeats Syracuse	(4-2)
-----------	-------------------------------	-------

Attendance Report

TEAM	TOTAL	GAMES	AVERAGE
Hershey	381,764	38	10,046
Chicago	312,732	38	8,230
Providence	311,127	38	8,188
Grand Rapids	291,892	38	7,680
Lake Erie	291,828	38	7,680
San Antonio	268,560	38	7,067
Houston	258,122	38	6,793
Charlotte	257,688	38	6,781
Toronto	253,868	38	6,681
Rochester	239,914	38	6,314
St. John's	238,906	38	6,287
W-B/Scranton	229,453	38	6,038
Manchester	216,816	38	5,706
Milwaukee	213,700	38	5,624
Norfolk	207,156	38	5,451
Syracuse	205,155	38	5,399
Hamilton	203,012	38	5,342
Bridgeport	201,402	38	5,300
Texas	195,533	38	5,146
Peoria	191,024	38	5,027
Rockford	173,292	38	4,560
Connecticut	172,506	38	4,540
Portland	168,890	38	4,444
Worcester	166,203	38	4,374
Adirondack	151,753	38	3,994
Springfield	148,442	38	3,906
Albany	146,896	38	3,860
Abbotsford	143,571	38	3,778
Binghamton	135,260	38	3,559
Oklahoma City	134,030	38	3,527
TOTAL	6,510,295	1140	5,710

YEAR-BY-YEAR STATISTICS



1956-57 Regular Season Stats

Player	GP	G	A	PTS	PIM
Bronco Horvath	56	37	44	81	39
Eddie Mazur	47	24	40	64	90
Paul Masnick	64	24	38	62	46
Gordie Hannigan	64	21	40	61	111
Ab McDonald	64	21	31	52	8
Earl Balfour	63	21	16	37	38
Al Langlois	47	5	24	29	64
Billy Harris	43	5	20	25	15
Joe Lund	45	9	15	24	31
Gary Aldcorn	42	13	10	23	28
Ron Hurst	26	7	16	23	58
Gary Collins	33	6	17	23	6
Mike Nykoluk	28	9	13	22	30
Benny Woit	47	4	12	16	54
Bob Baun	46	2	13	15	117
Brian Cullen	9	2	10	12	2
Barry Cullen	7	4	4	8	6
Hec Lalonde	13	5	2	7	17
Tommy Williams	62	0	6	6	18
Al MacNeil	13	0	4	4	35
Glen Cressman	13	2	1	3	4
Bob Duncan	10	1	2	3	16
Bud MacPherson	7	0	3	3	12
Noel Price	1	1	1	2	0
Bob Turner	8	0	2	2	4
Mickey Keating	7	1	0	1	4
John Annable	1	0	0	0	0
Gil Boisvert (G)	1	0	0	0	0
Billy Carter	1	0	0	0	0
Bob Nevin	1	0	0	0	0
Jacques Deslauriers	2	0	1	1	0
Lou Marcon	2	0	0	0	0
Bob Perreault (G)	24	0	0	0	0
Charlie Hodge (G)	41	0	0	0	0
TOTALS	64	224	385	609	853

1956-57 Regular Season Goaltender Stats

Goaltender	GP	GA	SO	EN	AVG	Record
Gil Boisvert	1	1	0	0	1.00	1-0-0
Bob Perreault	24	66	3	0	2.75	16-7-0
Charlie Hodge	41	132	2	0	3.22	17-18-5
TOTALS	64	199	5	0	3.11	34-25-5

1956-57 Regular Season Stats

	GP	W	L	T	PTS	GF	GA
Rochester	64	34	25	5	73	224	199
Opponents	64	25	34	5	55	199	224

1957-58 Regular Season Stats

Player	GP	G	A	PTS	PIM
Ab McDonald	70	30	33	63	18
Skippy Burchell	70	20	40	60	65
Earl Balfour	70	27	31	58	58
Mike Nykoluk	69	14	37	51	45
Eddie Mazur	59	22	25	47	67
Stan Smrke	63	20	19	39	32
Ron Hurst	59	12	22	34	120
Noel Price	69	4	20	24	153
Ken Girard	52	13	10	23	2
Al MacNeil	54	3	18	21	91
Ray Cyr	48	7	12	19	2
Gary Collins	27	7	7	14	4
Joe Lund	38	3	11	14	20
Claude Laforge	14	7	6	13	10
Rudy Migay	15	5	8	13	18
Tommy Williams	70	1	12	13	22
Gary Aldcorn	11	2	10	12	22
Al Langlois	68	0	11	11	88
Benny Woit	52	2	7	9	40
Gerry James	15	2	4	6	46
Pat Hannigan	8	0	4	4	4
Cecil Hoekstra	13	1	2	3	0
Del Topoll	6	1	1	2	2
Bob Nevin	1	0	2	2	2
Bill Carter	1	1	0	1	0
Ron Atwell	6	1	0	1	2
Hugh Bolton	5	0	1	1	2
Ralph Backstrom	2	0	0	0	0
Jerry Fleury (G)	2	0	0	0	0
Dick Van Impe	2	0	0	0	0
Gerry McNeil (G)	68	0	0	0	10
TOTALS	70	205	353	558	945

1957-58 Regular Season Goaltender Stats

Goaltender	GP	GA	SO	EN	AVG	Record
Gerry McNeil	68	229	5	3	3.37	29-33-6
Jerry Fleury	2	10	0	0	5.00	0-2-0
TOTALS	70	239	5	3	3.11	29-35-6

1957-58 Regular Season Stats

	GP	W	L	T	PTS	GF	GA
Rochester	70	29	35	6	64	205	242
Opponents	70	35	29	6	76	242	205



1958-59 Regular Season Stats

Player	GP	G	A	PTS	PIM
Billy Hicke	69	41	56	97	41
Rudy Migay	51	24	58	82	100
Gary Aldcorn	66	37	42	79	52
Cecil Hoekstra	70	26	24	50	4
Guy Rousseau	65	20	20	40	22
Steve Kraftcheck	60	2	37	39	42
Murray Balfour	67	14	23	37	181
Dave Creighton	33	14	17	31	46
Jimmy Moore	45	6	22	28	17
Billy Carter	69	7	19	26	10
Terry Gray	45	10	14	24	14
Willie Marshall	19	7	16	23	6
Reg Fleming	70	6	16	22	112
Claude Labrosse	70	7	12	19	63
Al MacNeil	69	4	13	17	119
Dick Bouchard	43	2	11	13	19
Marcel Bonin	7	3	5	8	4
Bo Elik	14	1	7	8	28
Norm Johnson	14	3	4	7	8
Gordie Redahl	15	4	2	6	2
Bob Nevin	21	3	3	6	6
Gilles Tremblay	3	1	1	2	2
Carl Brewer	1	0	1	1	2
Max Mekilok	2	0	1	1	0
Bill Sutherland	1	0	0	0	0
Floyd Curry	2	0	0	0	4
John Longarini	2	0	0	0	2
Ken Mosdell	2	0	0	0	0
Bob Rousseau	2	0	0	0	0
J.C. Tremblay	3	0	0	0	0
Charlie Hodge (G)	4	0	0	0	0
Tommy Williams	13	0	0	0	2
Gerry McNeil (G)	66	0	0	0	2
TOTALS	70	242	424	666	910

1958-59 Regular Season Goaltender Stats

Goaltender	GP	GA	SO	EN	AVG	Record
Gerry McNeil	66	190	2	6	2.88	32-29-5
Charlie Hodge	4	12	0	1	3.00	2-2-0
TOTALS	70	202	2	7	2.88	34-31-5

1958-59 Regular Season Stats

	GP	W	L	T	PTS	GF	GA
Rochester	70	34	31	5	73	242	209
Opponents	70	31	34	5	67	209	242

1959-60 Regular Season Stats

Player	GP	G	A	PTS	PIM
Stan Smrke	67	40	36	76	18
Bob Nevin	71	32	42	74	10
Hank Ciesla	64	27	44	71	31
Rudy Migay	50	16	48	64	50
Pat Hannigan	65	29	33	62	91
Dave Creighton	58	25	34	59	30
Bill Saunders	72	24	28	52	38
Dick Van Impe	59	25	24	49	51
Cecil Hoekstra	69	17	32	49	2
Steve Kraftcheck	68	1	41	42	47
Guy Rousseau	42	15	16	31	16
Claude Labrosse	71	3	28	31	48
Ted Hampson	29	6	18	24	9
Dick Mattiussi	72	2	20	22	76
Al MacNeil	49	4	16	20	44
Howie Young	68	7	7	14	170
Billy Hicke	14	8	5	13	22
Joe Crozier	25	1	11	12	12
Reg Fleming	9	1	5	6	4
Gary Collins	15	2	3	5	4
Ed Babiuk (G)	1	0	0	0	0
Bill White	1	0	0	0	0
Don Hall	2	0	0	0	0
Gerry McNamara (G)	2	0	0	0	2
Ivan Wamsley (G)	2	0	0	0	0
Roger Cote	5	0	0	0	12
Ed Chadwick (G)	67	0	0	0	2
TOTALS	72	285	491	776	785

1959-60 Regular Season Goaltender Stats

Goaltender	GP	GA	SO	EN	AVG	Record
Ed Babiuk	1	2	0	0	2.00	1-0-0
Ed Chadwick	67	184	4	5	2.75	39-24-4
Ivan Wamsley	2	7	0	0	3.50	0-1-0
Gerry McNamara	2	13	0	0	6.50	0-2-0
TOTALS	72	206	4	5	2.86	40-27-5

1959-60 Regular Season Stats

	GP	W	L	T	PTS	GF	GA
Rochester	72	40	27	5	85	285	211
Opponents	72	27	40	5	59	211	285



1960-61 Regular Season Stats

Player	GP	G	A	PTS	PIM
Hank Ciesla	70	30	44	74	23
Dave Creighton	71	30	42	72	31
Duke Edmondson	68	25	44	69	62
Guy Rousseau	71	26	41	67	30
Wally Boyer	70	24	33	57	31
Dick Van Impe	60	21	35	56	60
Gerry Ehman	53	32	23	55	14
Gene Ubriaco	50	16	24	40	15
Steve Kraftcheck	71	3	37	40	26
Dick Mattiussi	61	3	23	26	141
Stan Smrke	21	10	12	22	6
Alex Faulkner	41	5	13	18	6
John MacMillan	38	8	7	15	14
Roger Cote	71	5	9	14	224
Joe Crozier	35	1	13	14	14
Jim Pappin	22	7	4	11	4
Pat Hannigan	13	5	6	11	4
Bill White	47	1	9	10	37
Mike Donaldson	71	1	5	6	85
Ron Howell	22	4	1	5	2
John Wilson	2	2	2	4	0
Bill Saunders	10	2	2	4	0
Ken Girard	9	0	3	3	0
Gerry McNamara (G)	1	0	0	0	0
Darryl Sly	2	0	0	0	0
Gary Jarrett	6	0	0	0	2
Ed Chadwick (G)	71	0	0	0	0
TOTALS	72	261	432	693	821

1961-62 Regular Season Stats

Player	GP	G	A	PTS	PIM
Alex Faulkner	65	19	54	73	26
Dick Gamble	66	39	29	68	32
Gerry Ehman	66	29	37	66	26
Bruce Draper	70	25	40	65	31
Jim Pappin	69	28	21	49	105
Steve Kraftcheck	69	4	41	45	45
Wally Boyer	67	20	21	41	67
Bill Dineen	70	19	19	38	20
Larry Keenan	57	11	19	30	20
Stan Smrke	40	7	19	26	14
Bill White	67	5	21	26	58
Darryl Sly	70	8	16	24	50
Les Kozak	45	14	9	23	31
Roger Cote	51	0	16	16	113
Larry Hillman	26	1	14	15	16
Mike Donaldson	58	1	8	9	83
Gary Jarrett	5	3	1	4	6
Dunc MacDonald	4	1	3	4	0
Arnie Brown	3	0	3	3	2
Dave Dryden (G)	1	0	0	0	0
Bill Smith	1	0	0	0	0
Brian Conacher	3	0	0	0	2
Gerry Cheevers (G)	24	0	0	0	0
Don Simmons (G)	51	0	0	0	14
TOTALS	70	234	391	625	753

1960-61 Regular Season Goaltender Stats

Goaltender	GP	GA	SO	EN	AVG	Record
Ed Chadwick	71	236	2	2	3.32	32-35-4
Gerry McNamara	1	5	0	1	5.00	0-1-0
TOTALS	72	241	2	3	3.34	32-36-4

1961-62 Regular Season Goaltender Stats

Goaltender	GP	GA	SO	EN	AVG	Record
Dave Dryden	1	2	0	0	3.00	0-0-1
Don Simmons	51	166	0	3	3.30	24-22-4
Gerry McNamara	19	66	1	3	3.32	9-9-1
TOTALS	70	234	1	6	3.34	33-31-6

1960-61 Regular Season Stats

	GP	W	L	T	PTS	GF	GA
Rochester	72	32	36	4	68	261	244
Opponents	72	36	32	4	76	244	261

1961-62 Regular Season Stats

	GP	W	L	T	PTS	GF	GA
Rochester	70	33	31	6	72	234	240
Opponents	70	31	33	6	68	240	234



1962-63 Regular Season Stats

Player	GP	G	A	PTS	PIM
Gerry Ehman	72	30	40	70	32
Gene Ubriaco	72	22	48	70	21
Dick Gamble	70	35	22	57	16
Jim Pappin	72	34	23	57	100
Stan Smrke	71	22	25	47	16
John MacMillan	57	22	23	45	37
Larry Keenan	64	11	28	39	24
Lou Angotti	39	16	15	31	19
Bob Armstrong	70	1	28	29	89
Ed Lawson	43	9	19	28	19
Arnie Brown	71	4	24	28	143
Al Arbour	63	6	21	27	97
Bruce Draper	55	8	18	26	12
Bronco Horvath	18	7	15	22	6
Darryl Sly	70	4	14	18	52
Barry Trapp	69	1	9	10	49
Norm Armstrong	18	1	6	7	30
Rudy Migay	2	1	1	2	4
Rod Seiling	1	1	0	1	0
Gaston Brassard	1	0	0	0	0
Dunc MacDonald	2	0	0	0	0
Ed Babiuk	3	0	0	0	0
Don Simmons (G)	9	0	0	0	0
Bob Perreault (G)	10	0	0	0	2
Gerry Cheevers (G)	19	0	0	0	2
Gerry McNamara (G)	32	0	0	0	15
TOTALS	72	241	401	642	826

1962-63 Regular Season Goaltender Stats

Goaltender	GP	GA	SO	EN	AVG	Record
Bob Perreault	10	27	0	0	2.70	4-4-2
Don Simmons	9	27	1	2	3.00	4-5-0
Gerry McNamara	32	123	1	0	3.84	9-19-3
Gerry Cheevers	19	75	1	0	3.95	7-9-3
Ed Babiuk	3	12	0	0	4.00	0-2-0
TOTALS	70	234	3	2	3.34	33-31-6

1962-63 Regular Season Stats

	GP	W	L	T	PTS	GF	GA
Rochester	72	24	39	9	57	241	270
Opponents	72	39	24	9	87	270	241

1963-64 Regular Season Stats

Player	GP	G	A	PTS	PIM
Gerry Ehman	66	36	49	85	26
Bronco Horvath	70	25	59	84	28
Dick Gamble	72	34	34	68	4
Lou Angotti	60	15	30	45	28
Stan Smrke	59	23	19	42	26
Wally Boyer	52	20	19	39	35
Les Duff	60	11	23	34	64
Darryl Sly	72	16	16	32	41
Norm Armstrong	67	17	13	30	112
Ed Litzenberger	33	15	14	29	26
Arnie Brown	47	4	23	27	119
Ed Lawson	72	7	16	23	44
Al Arbour	60	3	19	22	62
Kent Douglas	27	6	13	19	38
Larry Hillman	32	1	18	19	48
Jim Pappin	16	10	6	16	16
Don Cherry	70	5	11	16	106
Mike Corbett	50	5	10	15	18
Duane Rupp	15	1	4	5	16
Peter Stenkowski	3	1	1	2	0
Gus Brassard	5	1	1	2	2
Gary Jarrett	5	0	1	1	0
Gerry Cheevers (G)	66	0	1	1	6
Dunc MacDonald	1	0	0	0	0
Bill Flett	1	0	0	0	0
Mike Walton	2	0	0	0	0
Rod Seiling	2	0	0	0	0
Terry Clancy	3	0	0	0	0
Andre Champagne	3	0	0	0	0
Jack Chipchase	4	0	0	0	2
Barry Trapp	8	0	0	0	6
Ed Babiuk (G)	8	0	0	0	0
TOTALS	72	256	400	656	873

1963-64 Regular Season Goaltender Stats

Goaltender	GP	GA	SO	EN	AVG	Record
Gerry Cheevers	66	187	3	1	2.84	37-25-2
Ed Babiuk	8	34	0	1	4.25	3-5-0
TOTALS	72	221	3	2	2.99	40-30-2

1963-64 Regular Season Stats

	GP	W	L	T	PTS	GF	GA
Rochester	72	40	30	2	82	256	223
Opponents	72	30	40	2	62	223	256



1964-65 Regular Season Stats

Player	GP	G	A	PTS	PIM
Bronco Horvath	72	38	68	106	24
Stan Smrke	71	33	59	92	28
Gerry Ehman	70	38	49	87	20
Ed Litzenberger	72	25	61	86	34
Dick Gamble	70	48	29	77	16
Wally Boyer	70	20	41	61	28
Larry Hillman	71	9	43	52	98
Norm Armstrong	70	32	14	46	123
Les Duff	71	11	30	41	128
Peter Stenkowski	35	17	22	39	52
Duane Rupp	71	4	30	34	50
Jim Pappin	22	14	11	25	36
Darryl Sly	72	3	18	21	56
Al Arbour	71	1	16	17	88
Don McKenney	18	7	9	16	4
Billy Harris	11	4	10	14	6
Don Cherry	62	4	8	12	56
Terry Clancy	30	1	5	6	6
Freeman Asmundson	19	1	1	2	4
Gerry Cheevers (G)	72	0	1	1	26
Gary Smith (G)	1	0	0	0	0
Ray Dupont	2	0	0	0	0
Nick Harbaruk	2	0	0	0	0
Claude Labrosse	2	0	0	0	0
TOTALS	72	310	525	835	883

1965-66 Regular Season Stats

Player	GP	G	A	PTS	PIM
Dick Gamble	71	47	51	98	22
Gerry Ehman	70	39	49	88	28
Jim Pappin	63	36	51	87	116
Mike Walton	68	35	51	86	67
Bronco Horvath	70	27	48	75	34
Duane Rupp	70	7	34	41	86
Norm Armstrong	67	14	26	40	146
Stan Smrke	50	11	20	31	8
Brian Conacher	69	14	16	30	66
Larry Jeffrey	51	10	20	30	36
Ed Litzenberger	47	7	15	22	10
Larry Hillman	22	2	20	22	34
Darryl Sly	67	5	15	20	49
Don Cherry	56	5	11	16	61
Les Duff	53	5	10	15	50
Wally Boyer	19	3	10	13	13
Al Arbour	59	2	11	13	86
Ed Joyal	9	9	1	10	6
Pete Stenkowski	7	5	5	10	8
Ed Shack	8	3	4	7	12
Claude Labrosse	12	0	4	4	6
Darryl Edestrand	17	1	2	3	10
Marc Reaume	2	0	3	3	2
Mike Corrigan	3	1	0	1	4
Jim McKenny	1	0	1	1	0
Bob Perreault (G)	41	0	1	1	16
Gary Smith (G)	37	0	1	1	6
Neil Clark	4	0	0	0	0
Rollie Wilcox	2	0	0	0	2
Ted Baylis	1	0	0	0	2
Brent Imlach	1	0	0	0	2
Doug Dunville	1	0	0	0	0
Lowell MacDonald	1	0	0	0	0
Gerry Meehan	1	0	0	0	0
Andre Champagne	1	0	0	0	0
TOTALS	72	288	480	768	988

1964-65 Regular Season Goaltender Stats

Goaltender	GP	MIN	GA	SO	EN	AVG	Record
Gerry Cheevers	72	4,359	195	5	3	2.68	48-21-3
Gary Smith	1	2	0	0	1	0.00	0-0-0
TOTALS	72	4,361	195	5	4	2.68	48-21-3

1965-66 Regular Season Goaltender Stats

Goaltender	GP	MIN	GA	SO	EN	AVG	Record
Gary Smith	37	2038	97	2	2	2.86	N/A
Bob Perreault	41	2361	121	3	1	3.07	N/A
TOTALS	72	218	218	5	3	2.97	N/A

1964-65 Regular Season Stats

	GP	W	L	T	PTS	GF	GA
Rochester	72	48	21	3	99	310	199
Opponents	72	21	48	3	45	199	310

1965-66 Regular Season Stats

	GP	W	L	T	PTS	GF	GA
Rochester	72	46	21	5	97	288	221
Opponents	72	21	46	5	47	221	288



1966-67 Regular Season Stats

Player	GP	G	A	PTS	PIM
Dick Gamble	72	46	37	83	22
Ed Joyal	70	32	51	83	10
Bronco Horvath	72	29	49	78	54
Gerry Ehman	68	33	36	69	27
Stan Smrke	71	31	30	61	24
Don Blackburn	70	20	37	57	24
Mike Walton	36	19	33	52	28
Norm Armstrong	57	15	32	47	77
Duane Rupp	59	7	35	42	84
Terry Clancy	72	14	24	38	51
Darryl Sly	72	8	25	33	56
Mike Corrigan	49	11	21	32	34
Don Cherry	72	6	24	30	61
Al Arbour	71	3	19	22	48
Kent Douglas	11	7	9	16	6
John Brennehan	13	3	10	13	4
Larry Hillman	12	1	12	13	16
Les Duff	67	3	9	12	32
Wayne Carleton	13	5	5	10	8
Jim McKenny	19	3	6	9	10
Jim Pappin	6	4	3	7	4
Gordie Redahl	6	0	3	3	0
Darryl Edestrand	7	0	1	1	4
Bob Perreault (G)	54	0	1	1	9
Gary Unger	1	0	0	0	0
Barry Watson	1	0	0	0	0
Bruce Gamble (G)	5	0	0	0	0
Gary Smith (G)	17	0	0	0	0
TOTALS	72	300	512	812	693

1967-68 Regular Season Stats

Player	GP	G	A	PTS	PIM
Bob Barlow	72	43	52	95	72
Bryan Hextall	72	24	47	71	134
Len Lunde	37	19	33	52	13
Bronco Horvath	44	15	29	44	10
Dick Gamble	67	20	22	42	18
Milan Marcetta	29	18	21	39	4
Bob Cook	61	22	16	38	95
Norm Armstrong	54	13	25	38	112
Duke Harris	38	10	27	37	12
Jim McKenny	46	10	22	32	33
Murray Hall	38	17	14	31	19
Ted Taylor	37	14	16	30	54
Marc Reaume	70	8	22	30	40
Jean Paul Parise	30	10	18	28	37
Darryl Sly	52	3	22	25	36
Don Cherry	68	6	15	21	74
Mike Byers	31	7	8	15	0
Don Johns	42	1	13	14	32
Les Duff	64	5	8	13	26
Andre Champagne	48	2	5	7	14
Jim Pappin	5	1	5	6	16
Brian Conacher	5	2	2	4	6
Gary Unger	5	1	3	4	6
Jim Dorey	20	0	3	3	16
Ken Block	24	1	1	2	0
Larry Hillman	6	0	1	1	0
Bob Perreault (G)	57	0	1	1	2
Gary Bauman (G)	3	0	0	0	0
Jack Chipchase	6	0	0	0	0
Carl Wetzel (G)	11	0	0	0	0
Lynn Zimmerman (G)	13	0	0	0	0
TOTALS	72	272	451	723	885

1966-67 Regular Season Goaltender Stats

Goaltender	GP	MIN	GA	SO	EN	AVG	Record
Gary Smith	17	871	38	1	0	2.61	7-4-4
Bob Perreault	54	3,149	158	4	2	3.01	28-19-5
Bruce Gamble	5	300	25	0	0	5.00	3-2-0
TOTALS	72	4,361	195	5	4	2.68	48-21-3

1967-68 Regular Season Goaltender Stats

Goaltender	GP	MIN	GA	SO	EN	AVG	Record
Bob Perreault	57	3,101	149	6	5	2.88	29-16-7
Carl Wetzel	10	495	28	1	0	3.39	4-6-0
Lynn Zimmerman	13	584	40	1	1	4.19	4-2-2
Garry Bauman	3	140	10	0	0	4.29	1-1-0
TOTALS	72	4,320	227	8	6	3.20	38-25-9

1966-67 Regular Season Stats

	GP	W	L	T	PTS	GF	GA
Rochester	72	38	25	9	85	300	223
Opponents	72	25	38	9	59	223	300

1967-68 Regular Season Stats

	GP	W	L	T	PTS	GF	GA
Rochester	72	38	25	9	85	273	233
Opponents	72	25	38	9	59	233	273



1968-69 Regular Season Stats

Player	GP	G	A	PTS	PIM
Ron Ward	73	35	43	78	18
Norm Armstrong	74	29	40	69	133
Dick Gamble	74	30	37	67	37
Tom McCarthy	68	31	31	62	34
Jim McKenny	47	19	31	50	22
Bronco Horvath	66	18	30	48	30
Barry Watson	66	13	11	24	36
Warren Godfrey	67	3	17	20	70
Les Duff	66	10	9	19	44
Andre Champagne	69	7	12	19	78
Ken Block	45	4	15	19	10
Don Cherry	43	7	11	18	20
Bill McNeil	19	3	15	18	11
Claude Labrosse	72	4	13	17	8
Gerry Sillers	52	5	11	16	27
Brian Kilrea	33	2	11	13	4
John Gofton	18	5	7	12	15
Bob Cook	59	4	6	10	24
Wayne Mosdell	61	0	10	10	69
Wayne Carleton	13	5	3	8	0
Jack Chipchase	41	1	7	9	61
Marc Reaume	11	0	6	6	2
Brian Glennie	15	1	1	2	16
Bob Perreault (G)	19	0	1	1	0
Hal Willis	3	0	0	0	6
Bob Shupe	5	0	0	0	4
Bill Sweeney	10	0	0	0	2
Lynn Zimmerman (G)	11	0	0	0	0
George Wood (G)	18	0	0	0	13
Al Smith (G)	34	0	0	0	5
TOTALS	74	236	378	614	799

1969-70 Regular Season Stats

Player	GP	G	A	PTS	PIM
Norm Armstrong	70	30	45	75	117
John Gofton	60	27	46	73	52
Rene Robert	49	23	40	63	57
Barry Watson	70	18	42	60	37
Bob Cook	71	26	18	44	78
Ken Block	69	9	35	44	51
Jack Stanfield	66	21	21	42	19
Kent Douglas	64	9	31	40	145
Howie Young	56	17	20	37	75
Gerry Sillers	65	17	17	34	47
Bill Orr	64	10	21	31	84
Wayne Clairmont	70	11	19	30	26
Tim Gould	66	5	9	14	22
Tom McCarthy	24	5	8	13	24
Claude Labrosse	48	1	10	11	6
Jack Chipchase	28	1	9	10	44
Craig Beveridge	60	3	6	9	8
Andre Champagne	24	3	5	8	25
Gerry Goyer	5	2	5	7	2
Jack Wells	4	5	1	6	0
Les Duff	18	3	2	5	8
Dick Gamble	7	1	4	5	6
Wayne Mosdell	41	1	4	5	46
Bronco Horvath	7	3	1	4	0
Ron Krulicki	6	1	2	3	0
Bob Whidden (G)	59	0	2	2	14
Wally Sprange	2	1	0	1	0
Doug Dunville	3	0	0	0	2
Bob Malcolm	3	0	0	0	2
Claude Hardy (G)	11	0	0	0	0
Al Millar (G)	11	0	0	0	0
TOTALS	72	253	423	676	997

1968-69 Regular Season Goaltender Stats

Goaltender	GP	MIN	GA	SO	EN	AVG	Record
Al Smith	34	1,979	114	2	2	3.45	14-14-5
George Wood	18	1,012	64	0	2	3.79	5-10-1
Bob Perreault	19	913	63	0	2	4.14	5-9-2
Lynn Zimmerman	11	533	48	0	0	5.40	1-5-3
TOTALS	74	4,437	289	2	6	3.95	25-38-11

1969-70 Regular Season Goaltender Stats

Goaltender	GP	MIN	GA	SO	EN	AVG	Record
Bob Whidden	59	3,248	221	0	5	4.08	17-28-11
Claude Hardy	11	494	35	0	2	4.25	1-4-2
Al Millar	11	577	52	0	0	5.41	0-6-3
TOTALS	72	4,319	308	0	7	4.28	18-38-16

1968-69 Regular Season Stats

	GP	W	L	T	PTS	GF	GA
Rochester	74	25	38	11	61	237	295
Opponents	74	38	25	11	87	295	237

1969-70 Regular Season Stats

	GP	W	L	T	PTS	GF	GA
Rochester	72	18	38	16	52	253	315
Opponents	72	38	18	16	92	315	253

YEAR-BY-YEAR STATISTICS



1970-71 Regular Season Stats

Player	GP	G	A	PTS	PIM
Don Blackburn	62	25	44	69	22
Duke Harris	70	29	25	54	42
Ralph Stewart	66	27	16	43	14
Bob Cook	68	22	19	41	66
Ron Ward	69	23	16	39	33
Bob Walton	71	9	29	38	8
Ken Block	71	5	33	38	38
Norm Armstrong	44	11	19	30	111
Keke Mortson	44	6	21	27	84
Jack Stanfield	48	11	9	20	35
Garth Rizzuto	22	8	12	20	56
Doug Dunville	58	6	14	20	50
Brent Taylor	68	9	9	18	40
Jack Wells	66	6	11	17	70
John Schella	33	3	14	17	118
Dave Dunn	56	2	13	15	74
Don Westbrooke	19	4	10	14	8
Dave Gilmour	31	3	9	12	8
Jim Hargraves	42	1	10	11	109
Darryl Sly	37	3	4	7	28
Dan Seguin	14	3	3	6	4
Murray Anderson	52	0	5	5	48
Danny Johnson	7	2	2	4	4
Marc Reaume	6	0	3	3	6
Craig Beveridge	14	2	1	3	0
Lynn Zimmerman (G)	25	0	1	1	14
Serge Aubry (G)	51	0	1	1	12
Bob Dillabough	1	0	0	0	2
Bill Orr	1	0	0	0	2
Gerry Sillers	1	0	0	0	0
Milt Hohol	3	0	0	0	0
David Poile	3	0	0	0	2
Bob Malcolm	5	0	0	0	0
Tom Serviss	9	0	0	0	2
George Gardner (G)	4	0	0	0	0
TOTALS	72	220	353	573	1,110

1970-71 Regular Season Goaltender Stats

Goaltender	GP	MIN	GA	SO	EN	AVG	Record
Serge Aubry	51	2,787	149	2	1	3.20	18-22-7
George Gardner	4	240	13	0	0	3.25	0-1-3
Lynn Zimmerman	25	1,288	81	0	1	3.77	7-13-1
TOTALS	72	4,315	243	2	2	3.38	25-36-11

1970-71 Regular Season Stats

	GP	W	L	T	PTS	GF	GA
Rochester	72	25	36	11	61	222	248
Opponents	72	36	25	11	83	248	222

1971-72 Regular Season Stats

Player	GP	G	A	PTS	PIM
Duke Harris	74	27	34	61	24
Bob Walton	73	25	34	59	26
Doug Brindley	74	20	27	47	12
John Cunniff	66	16	29	45	57
Murray Hall	37	10	32	42	70
Dan Seguin	66	15	24	39	82
Ken Block	71	4	29	33	69
Ed Hatoum	67	9	23	32	29
Barry Wilcox	73	17	10	27	95
Jack Stanfield	62	11	16	27	74
Bob Lalonde	42	14	11	25	19
Doug Dunville	64	8	17	25	52
Richard Lemieux	34	12	12	24	30
Gary Bredin	64	9	9	18	28
Bob Blackburn	64	7	11	18	72
Bob Schmautz	7	7	8	15	8
Garth Rizzuto	36	6	8	14	11
Jim Hargraves	61	3	10	13	127
Jim Wiste	13	4	8	12	2
Poul Popiel	12	7	4	11	10
Mike McMahon	9	0	10	10	4
Don Westbrooke	20	3	6	9	6
Greg Boddy	28	2	6	8	77
Don Cherry	19	1	4	5	8
Willie Marshall	10	2	2	4	2
Kevin Morrison	29	2	0	2	49
Ed Dyck (G)	10	0	2	2	9
Dave Dunn	8	1	0	1	18
Lynn Zimmerman (G)	42	0	1	1	26
Dave Westner	2	0	0	0	0
Bob Murphy	3	0	0	0	2
Bob Malcolm	3	0	0	0	2
Tom Reilly	7	0	0	0	2
Serge Aubry (G)	37	0	0	0	8
TOTALS	76	242	387	629	1,110

1971-72 Regular Season Goaltender Stats

Goaltender	GP	MIN	GA	SO	EN	AVG	Record
Lynn Zimmerman	42	2,179	127	1	1	3.50	15-16-5
Serge Aubry	37	1,813	137	0	3	4.53	9-18-3
Ed Dyck	10	554	43	1	0	4.66	4-4-2
TOTALS	76	4,546	307	2	4	4.06	28-38-10

1971-72 Regular Season Stats

	GP	W	L	T	PTS	GF	GA
Rochester	76	28	38	10	66	242	311
Opponents	76	38	28	10	86	311	242



1972-73 Regular Season Stats

Player	GP	G	A	PTS	PIM
Barry Merrell	74	32	40	72	51
Bob Kelly	70	27	35	62	206
Rick Pagnutti	72	18	37	55	64
Larry McKillop	75	17	33	50	41
Herman Karp	55	14	27	41	26
Dave Hrechkosy	70	15	24	39	48
Gene Sobchuk	58	22	16	38	29
Rod Graham	70	16	22	38	83
John Bednarski	72	14	24	38	205
Bob Ellett	69	19	18	37	73
Guy Burrowes	70	8	21	29	31
Wayne Morusyk	68	2	21	23	39
Bob Malcolm	74	5	17	22	105
Jeff Hunt	34	8	10	18	16
Gerry Sillers	55	8	8	16	19
Lorne Rombough	26	6	10	16	17
Norm Armstrong	45	4	5	9	22
Bob Craig	25	2	2	4	17
Bob Thompson	44	1	3	4	10
Darryl Sly	1	1	2	3	0
Lynn Zimmerman (G)	58	0	3	3	50
Ron Fogal	66	0	2	2	121
Pat Flaherty (G)	2	0	0	0	0
Fraser Robertson	4	0	0	0	0
Gaye Cooley (G)	24	0	0	0	24
TOTALS	76	239	380	619	1,297

1973-74 Regular Season Stats

Player	GP	G	A	PTS	PIM
Art Stratton	76	24	71	95	118
Barry Merrell	75	28	59	87	49
Murray Kuntz	72	51	31	82	31
Larry McKillop	70	21	38	59	50
Rick Pagnutti	69	11	43	54	57
Ron Dussiaume	74	23	30	53	77
Rod Graham	76	10	41	51	88
Gary Bredin	76	26	24	50	63
Bob Ellett	76	26	19	45	41
Dick Mattiussi	76	12	26	38	82
Billy Knibbs	38	9	25	34	6
Doug Ferguson	64	11	19	30	60
Ross Butler	45	21	9	30	18
Bob Malcolm	76	4	15	19	55
Francois Ouimet	40	4	11	15	56
Jean Gauthier	52	3	9	12	61
Jake Rathwell	27	5	5	10	24
John Wensink	45	6	2	8	145
Bob Sneddon (G)	31	0	4	4	2
Brian Bowles	16	1	2	3	4
Wayne Morusyk	15	0	1	1	13
Darryl Sly	1	0	0	0	2
Lynn Zimmerman (G)	46	0	0	0	31
TOTALS	76	296	484	780	1133

1972-73 Regular Season Goaltender Stats

Goaltender	GP	MIN	GA	SO	EN	AVG	Record
Lynn Zimmerman	58	3,264	192	2	1	3.54	24-23-9
Gaye Cooley	24	1,272	78	0	1	3.67	9-8-3
Pat Flaherty	2	20	4	0	0	9.00	0-0-0
TOTALS	76	4,556	274	2	2	3.71	33-31-12

1973-74 Regular Season Goaltender Stats

Goaltender	GP	MIN	GA	SO	EN	AVG	Record
Lynn Zimmerman	46	N/A	133	1	0	2.90	27-12-7
Bob Sneddon	31	N/A	114	1	1	3.78	15-9-6
TOTALS	76		247	2	1	3.25	42-21-13

1972-73 Regular Season Stats

	GP	W	L	T	PTS	GF	GA
Rochester	76	33	31	12	78	239	276
Opponents	76	31	33	12	74	276	239

1973-74 Regular Season Stats

	GP	W	L	T	PTS	GF	GA
Rochester	76	42	21	13	97	296	248
Opponents	76	21	42	13	55	248	296



1974-75 Regular Season Stats

Player	GP	G	A	PTS	PIM
Doug Gibson	75	44	72	116	31
Barry Merrell	74	44	41	85	32
Dave Hynes	59	42	35	77	33
Ron Garwasiuk	67	36	32	68	141
Gordie Clark	65	22	42	64	34
Larry McKillop	66	17	35	52	18
Rick Pagnutti	74	12	40	52	59
Al Simmons	68	7	36	43	60
Rod Graham	59	12	22	34	97
Dunc Rousseau	30	11	21	32	39
Craig Sarner	46	14	13	27	26
Billy Knibbs	43	8	17	25	14
Steve Stirling	69	14	11	25	16
Harry Shaw	74	1	23	24	148
Jake Rathwell	68	10	12	22	45
Steve Langdon	56	8	11	19	8
Ray Maluta	75	7	12	19	117
Peter Sturgeon	33	6	11	17	19
Mike Milbury	71	2	15	17	246
Dave Reece (G)	42	0	3	3	8
Bob Sneddon (G)	34	0	1	1	4
Bernie MacNeil	10	0	1	1	12
Bob Malcolm	5	0	0	0	0
Bill Best	2	0	0	0	2
Gary Jacquith	1	0	0	0	0
Ken Broderick (G)	3	0	0	0	0
TOTALS	76	317	506	823	1209

1974-75 Regular Season Goaltender Stats

Goaltender	GP	MIN	GA	SO	EN	AVG	Record
Dave Reece	42	2,478	121	1	3	2.92	19-16-7
Bob Sneddon	34	1,924	101	0	3	3.14	22-7-2
Ken Broderick	3	180	15	0	0	5.00	1-2-0
TOTALS	76	4,582	237	1	6	3.09	42-25-9

1974-75 Regular Season Stats

	GP	W	L	T	PTS	GF	GA
Rochester	76	42	25	9	93	317	243
Opponents	76	25	42	9	59	243	317

1975-76 Regular Season Stats

Player	GP	G	A	PTS	PIM
Gordie Clark	72	30	49	79	7
Barry Merrell	70	28	41	69	20
Dave Hynes	63	37	30	67	20
Rene Drolet	74	23	40	63	42
Paul O'Neil	49	35	16	51	17
Ray Maluta	74	3	43	46	170
Ron Garwasiuk	58	19	25	44	88
Jim Jones	66	16	23	39	73
Barry Smith	50	14	22	36	14
Brian Murphy	62	14	22	36	37
Rick Adduono	67	11	23	34	24
Rick Pagnutti	63	4	29	33	46
Dunc Rousseau	66	13	18	31	96
Doug Gibson	17	11	20	31	11
Steve Langdon	62	18	11	29	11
Ron Snell	35	10	12	22	13
Mike Milbury	72	3	15	18	203
Doug Halward	54	6	11	17	51
Harry Shaw	48	3	7	10	71
Al Sims	21	4	5	9	12
Duane Rupp	4	1	6	7	2
Al Simmons	5	0	5	5	13
Les Auge	10	0	3	3	6
Ken Broderick (G)	42	0	3	3	0
Stan Jonathan	5	1	1	2	0
Mike Amodeo	10	0	2	2	4
Ross Brooks (G)	34	0	1	1	4
Jack Smith	3	0	1	1	7
Joe Zanussi	2	0	1	1	2
Reg Krezanski	1	0	0	0	2
Peter Sturgeon	1	0	0	0	0
Rich Hart	5	0	0	0	19
Tim Ripley	1	0	0	0	0
Steve Stirling	6	0	0	0	0
Rick Lemay (G)	1	0	0	0	0
TOTALS	76	304	485	789	1085

1975-76 Regular Season Goaltender Stats

Goaltender	GP	MIN	GA	SO	EN	SVS	SVS%	AVG	Record
Rick Lemay	1	20:00	1	0	0	7	87.5	3.00	0-0-0
Ross Brooks	34	2055:48	103	2	2	849	89.2	3.01	20-12-2
Ken Broderick	42	2540:06	136	2	1	1037	88.4	3.21	22-13-7
TOTALS	76	4615:54	240	4	3	1893	88.7	3.12	42-25-9

1975-76 Regular Season Stats

	GP	W	L	T	PTS	GF	GA
Rochester	76	42	25	9	93	304	243
Opponents	76	25	42	9	59	243	304



1976-77 Regular Season Stats

Player	GP	G	A	PTS	PIM
Doug Gibson	78	41	56	97	11
Ron Garwasiuk	66	32	42	74	141
Rick Adduono	78	29	45	74	38
Gordie Clark	58	34	37	71	50
Rene Drolet	80	28	38	66	42
Jim Jones	75	24	34	58	64
Mike Byers	66	25	29	54	10
Al Sims	78	10	33	43	42
Earl Anderson	32	19	14	33	16
Doug Halward	54	4	28	32	28
Steve Langdon	43	16	15	31	4
Hank Nowak	35	12	17	29	26
Clayton Pachal	68	8	20	28	140
Rod Graham	69	5	22	27	77
John Wensink	49	11	15	26	145
Ray Maluta	51	2	24	26	138
Barry Smith	78	9	12	21	16
Darryl Edestrand	43	4	13	17	62
Harry Shaw	57	1	11	12	42
Duane Rupp	34	3	8	11	12
Joe Zanussi	18	1	9	10	20
Barry Merrell	27	2	6	8	6
Jim Pettie (G)	43	0	3	3	55
Mike Curran (G)	9	0	0	0	4
Rich Hart	3	0	0	0	50
Dave Reece (G)	32	0	0	0	6
Gary Jacquith	1	0	0	0	0
Stan Jonathan	3	0	0	0	7
Gary Carr (G)	1	0	0	0	0
TOTALS	80	320	531	851	1252

1977-78 Regular Season Stats

Player	GP	G	A	PTS	PIM
Rick Adduono	76	38	60	98	34
Gordie Clark	75	37	51	88	18
Ron Garwasiuk	78	29	51	80	174
Earl Anderson	72	26	40	66	22
Steve Langdon	72	30	27	57	0
Rene Drolet	70	24	27	51	20
Brad Anderson	81	18	27	45	36
Sean Shanahan	66	20	23	43	156
Ray Maluta	79	9	32	41	125
Darryl Edestrand	64	6	27	33	28
Barry Smith	81	16	16	32	22
Brian McGregor	70	20	10	30	27
Bill Bennett	67	11	19	30	107
Doug Halward	42	8	14	22	17
Clayton Pachal	61	10	10	20	105
Rod Graham	73	7	12	19	39
Al Sims	31	6	13	19	12
Daryl Drader	56	2	13	15	40
Mike Forbes	32	3	12	15	65
Bjorn Johanson	26	2	10	12	20
Peter McNamee	26	3	6	9	38
Mike Kaszycki	6	4	2	6	2
Bob Miller	3	1	3	4	7
Dwight Foster	3	0	3	3	2
Pat Price	5	2	1	3	9
Dave Parro (G)	46	0	2	2	0
Jim Pettie (G)	32	0	2	2	16
Joe Rando	3	0	1	1	13
Peter Sturgeon	12	0	1	1	21
Joe Fidler	2	0	0	0	0
Gary Carr (G)	5	0	0	0	0
TOTALS	81	332	515	847	1175

1976-77 Regular Season Goaltender Stats

Goaltender	GP	MIN	GA	SO	EN	SVS	SVS%	AVG	Record
Gary Carr	1	60:00	3	0	0	32	91.4	3.00	1-0-0
Jim Pettie	43	2461:13	131	2	3	1081	89.2	3.19	25-15-1
Dave Reece	32	1890:59	111	1	1	756	87.2	3.53	15-14-3
Mike Curran	9	390:21	23	1	1	183	88.8	3.54	1-4-1
TOTALS	80	4802:33	268	4	5	2052	88.4	3.35	42-33-5

1977-78 Regular Season Goaltender Stats

Goaltender	GP	MIN	GA	SO	EN	SVS	SVS%	AVG	Record
Jim Pettie	32	1898:30	107	2	1	853	88.9	3.38	16-12-4
Gary Carr	5	297:51	17	0	2	140	89.2	3.43	2-3-0
Dave Parro	46	2693:34	164	0	5	1248	88.4	3.65	25-16-3
TOTALS	81	4889:15	288	2	8	2241	88.6	3.53	43-31-7

1976-77 Regular Season Stats

	GP	W	L	T	PTS	GF	GA
Rochester	80	42	33	5	89	320	273
Opponents	80	33	42	5	71	273	320

1977-78 Regular Season Stats

	GP	W	L	T	PTS	GF	GA
Rochester	81	43	31	7	93	332	296
Opponents	81	31	43	7	69	296	332



1978-79 Regular Season Stats

Player	GP	G	A	PTS	PIM
Bill Bennett	72	33	38	71	69
Barry Smith	80	23	43	66	46
Ton Songin	59	21	38	59	92
Steve West	47	24	31	55	28
Brian McGregor	72	25	28	53	21
Graeme Nicolson	80	16	35	51	112
Steve Langdon	80	25	23	48	14
Gary Burns	79	16	30	46	99
Tom Cassidy	51	11	35	46	55
Daryl Drader	77	20	25	45	36
Greg Vaydik	80	16	25	41	10
Dwight Foster	22	11	18	29	8
Don Larway	37	13	11	24	55
Mike Forbes	75	4	20	24	97
Ray Maluta	35	4	14	18	58
Brad Knelson	48	4	10	14	72
Jeff Brubaker	57	4	10	14	253
Ron Garwasiuk	20	5	5	10	33
Mark Suzor	24	4	6	10	16
Keith Johnson	29	1	6	7	137
Al Secord	4	4	2	6	50
Stu Younger	24	2	3	5	15
Joe Rando	71	0	4	4	99
Doug Butler	7	1	2	3	0
Mike Walton	1	1	2	3	2
Mike Holmes	2	1	0	1	2
Al Sims	3	0	1	1	4
Alain Harvey	5	0	1	1	0
Dave Parro (G)	36	0	1	1	10
Gary Carr (G)	42	0	1	1	42
Dennis O'Brien	2	0	0	0	2
Kevin Coughlin	2	0	0	0	0
Paul Barrett	1	0	0	0	2
Rick Dorman	1	0	0	0	0
Rob Mierklans	3	0	0	0	2
Bob Blood	1	0	0	0	0
Ray Tremblay	1	0	0	0	0
Jim Pettie (G)	9	0	0	0	10
TOTALS	80	289	468	757	1551

1978-79 Regular Season Goaltender Stats

Goaltender	GP	MIN	GA	SO	EN	SVS	SVS%	AVG	Record
Dave Parro	36	2048:39	130	2	5	1047	89.0	3.81	12-15-6
Gary Carr	42	2347:26	172	1	2	1053	86.0	4.40	14-20-5
Jim Pettie	9	452:25	39	0	2	207	84.1	5.17	0-7-1
TOTALS	80	4847:90	341	3	9	2307	87.1	4.17	26-42-12

1978-79 Regular Season Stats

	GP	W	L	T	PTS	GF	GA
Rochester	80	26	42	12	64	289	349
Opponents	80	42	26	12	96	349	289

1979-80 Regular Season Stats

Player	GP	G	A	PTS	PIM
Chris Halyk	80	28	34	62	32
Paul Crowley	80	24	37	61	171
Geordie Robertson	55	26	26	52	66
Bob Mongrain	39	25	24	49	58
Joe Kowal	66	20	27	47	139
Bill Stewart	63	12	28	40	189
Jacques Richard	37	13	23	36	37
Wayne Ramsey	68	6	29	35	58
Ron Garwasiuk	51	9	23	32	78
Mike Boland	80	4	28	32	178
Richard Suwek	69	8	22	30	26
Andre Savard	25	11	17	28	4
Ron Schock	40	10	18	28	12
Dave Schultz	56	10	14	24	248
Normand Lefebvre	70	17	6	23	70
Daryl Drader	59	4	17	21	30
Mike Breen	63	3	10	13	247
John Gould	13	6	5	11	6
Jim Turkiewicz	53	3	8	11	32
Barry Smith	35	3	7	10	14
Eric Strobel	13	4	4	8	4
John Harrington	12	4	3	7	8
Morris Titanic	25	3	3	6	6
Mark Toffolo	54	2	4	6	282
Jim Walsh	33	2	4	6	64
Alex Tidey	9	2	3	5	6
Jean-Francois Sauve	3	1	1	2	0
Ed Walsh (G)	50	0	2	2	8
Randy Ireland (G)	29	0	2	2	38
Jim Bedard (G)	6	0	0	0	4
Mike Parker (G)	2	0	0	0	0
TOTALS	80	260	429	689	2111

1979-80 Regular Season Goaltender Stats

Goaltender	GP	MIN	GA	SO	EN	SVS	SVS%	AVG	Record
Jim Bedard	6	340:17	20	0	2	136	87.2	3.53	2-4-0
Randy Ireland	29	1560:26	94	0	2	752	88.9	3.61	9-10-5
Ed Walsh	50	2891:40	196	0	3	1243	86.4	4.07	17-27-5
Mike Parker	2	80	10	0	0	39	79.6	7.50	0-1-0
TOTALS	80	4872:23	320	0	7	2170	87.1	3.96	28-42-10

1979-80 Regular Season Stats

	GP	W	L	T	PTS	GF	GA
Rochester	80	28	42	10	66	260	327
Opponents	80	42	28	10	94	327	260

YEAR-BY-YEAR STATISTICS



1980-81 Regular Season Stats

Player	GP	G	A	PTS	PIM
Jean-Francois Sauve	56	29	54	83	21
Bob Hess	70	17	58	75	95
Ron Carter	38	31	19	50	8
Bob Mongrain	69	21	29	50	101
Peter Horachek	63	20	26	46	61
Paul Crowley	80	24	19	43	144
Alan Haworth	21	14	18	32	19
Jim Walsh	76	8	23	31	182
Jim Jones	73	13	15	28	83
Chris Halyk	45	11	15	26	24
Bernie Gallant	69	8	18	26	64
Bob McClanahan	18	9	13	22	10
Dave Fenyves	77	6	16	22	146
Mark Robinson	61	4	18	22	105
John Bednarski	76	3	18	21	156
Mark Wichrowski	55	9	11	20	272
Kevin Schamehorn	27	6	10	16	44
Gilles Hamel	14	8	7	15	7
John Paul Kelly	16	5	10	15	32
Bob Fitchner	34	5	10	15	60
Jim McRae	19	11	2	13	10
Richard Leduc	23	5	7	12	35
Gaston Therrien	18	2	10	12	6
Bill Army	19	4	7	11	21
Brad Kempthorne	15	1	8	9	6
Dave Hindmarch	18	6	2	8	6
Mike Breen	58	2	5	7	238
Bill Stewart	6	1	6	7	12
Alain Cote	23	1	6	7	14
Geordie Robertson	20	3	3	6	19
Ron Chipperfield	6	3	2	5	6
Doug Caines	7	3	0	3	2
Jacques Cloutier (G)	61	0	3	3	9
Kari Suoraniemi	4	1	1	2	2
Wally Weir	7	1	1	2	79
Scott McGeown	4	0	2	2	0
Randy Cunneyworth	1	0	1	1	2
Mike Boland	5	0	1	1	8
Richard Suwek	10	0	1	1	4
Jari Paavola (G)	25	0	1	1	4
Brent Gogol	17	0	0	0	78
Mark Toffolo	14	0	0	0	84
Ron Fischer	4	0	0	0	0
Daryl Drader	3	0	0	0	4
Val James	3	0	0	0	12
Cam MacGregor	3	0	0	0	0
Ron Hansis	2	0	0	0	2
Pierre Aubry	1	0	0	0	0
Jim Cowell	1	0	0	0	0
Richard David	1	0	0	0	0
TOTALS	80	295	476	771	2297

1980-81 Regular Season Goaltender Stats

Goaltender	GP	MIN	GA	SO	EN	AVG	Record
Jacques Cloutier	61	3,478	210	1	4	3.62	27-27-6
Jari Paavola	25	1,360	98	0	4	4.32	3-15-2
TOTALS	80	4,838	308	1	8	3.82	30-42-8

1980-81 Regular Season Stats

	GP	W	L	T	PTS	GF	GA
Rochester	80	30	42	8	68	295	316
Opponents	80	42	30	8	92	316	295

1981-82 Regular Season Stats

Player	GP	G	A	PTS	PIM
Gilles Hamel	57	31	44	75	55
Bob Mongrain	56	37	37	74	45
Chris Halyk	80	36	38	74	50
Kai Suikkanen	71	34	33	67	32
Dave Gorman	77	26	41	67	131
Mal Davis	75	32	33	65	14
Dean Turner	75	8	46	54	155
Jim Weimer	74	19	26	45	57
Jim Walsh	70	7	33	40	174
Kari Suoraniemi	61	2	29	31	32
Geordie Robertson	46	14	15	29	45
Randy Cunneyworth	57	12	15	27	86
Ron Fischer	61	6	20	26	122
Peter Horachek	52	8	14	22	37
Steve Patrick	38	11	9	20	15
Bob Hess	22	6	13	19	10
Alan Haworth	14	5	12	17	10
Dave Fenyves	73	3	14	17	68
Don Keller	67	3	11	14	228
Jean-Francois Sauve	7	5	8	13	4
Ron Carter	12	6	4	10	0
Chuck Luksa	33	2	8	10	33
Val James	65	5	4	9	204
Chris Langevin	33	3	5	8	150
Clint Fehr	23	3	1	4	42
Mauri Eivola	10	1	2	3	4
Mark Wichrowski	31	0	3	3	129
Larry Floyd	1	0	2	2	0
Jacques Cloutier (G)	23	0	2	2	2
Tim Bernhardt (G)	29	0	2	2	0
Mark Robinson	7	0	1	1	6
Rick Knickle (G)	31	0	1	1	0
Venci Sebek	3	0	0	0	0
Heikki Leime	1	0	0	0	0
Ken Soble	1	0	0	0	15
Jari Paavola (G)	3	0	0	0	0
TOTALS	80	325	526	851	1955

1981-82 Regular Season Goaltender Stats

Goaltender	GP	MIN	GA	SO	EN	AVG	Record
Jacques Cloutier	23	1,366	64	0	2	2.81	14-7-2
Tim Bernhardt	29	1,586	95	0	4	3.59	15-10-2
Rick Knickle	31	1,753	108	1	0	3.69	10-12-5
Jari Paavola	3	141	12	0	1	5.16	1-2-0
TOTALS	80	4,846	279	1	7	3.45	40-31-9

1981-82 Regular Season Stats

	GP	W	L	T	PTS	GF	GA
Rochester	80	40	31	9	89	325	286
Opponents	80	31	40	9	71	286	325



1982-83 Regular Season Stats

Player	GP	G	A	PTS	PIM
Geordie Robertson	72	46	73	119	83
Jean-Francois Sauve	73	30	69	99	10
Bob Mongrain	80	29	52	81	72
Kai Suikkanen	66	33	44	77	65
Mal Davis	57	43	32	75	15
Gary McAdam	73	40	29	69	58
Jim Wiemer	74	15	44	59	43
Daniel Naud	71	6	52	58	34
Randy Cunneyworth	78	23	33	56	111
Yvon Lambert	79	26	22	48	10
Chris Langevin	71	18	25	43	255
Jere Gillis	53	18	24	42	69
Kari Suoraniemi	72	9	28	37	64
Sean McKenna	26	16	10	26	14
Dirk Rueter	73	2	23	25	78
Ron Fischer	40	2	19	21	56
Dave Fenyses	51	2	19	21	45
Clint Fehr	36	11	8	19	12
Steve Dykstra	70	2	16	18	100
Louis Crawford	64	5	11	16	142
Don Keller	49	7	4	11	99
Val James	68	3	4	7	88
Mike Moller	10	1	6	7	2
Jeff Hamilton	13	2	4	6	0
Phil Myre (G)	43	0	2	2	14
Heikki Leime	6	0	1	1	2
Peter Horachek	1	0	0	0	0
Ben Pederson	1	0	0	0	0
Bernie Gallant	3	0	0	0	0
Rick Knickle (G)	4	0	0	0	0
Jacques Cloutier (G)	13	0	0	0	4
Paul Harrison (G)	29	0	0	0	14
TOTALS	80	389	654	1043	1559

1982-83 Regular Season Goaltender Stats

Goaltender	GP	MIN	GA	SO	EN	AVG	Record
Phil Myre	43	2,541	156	0	0	3.68	28-8-5
Jacques Cloutier	13	634	42	0	1	3.98	7-3-1
Paul Harrison	29	1,535	110	0	4	4.30	11-11-3
Rick Knickle	4	143	11	0	1	4.64	0-3-0
TOTALS	80	4,853	319	0	6	3.94	46-25-9

1982-83 Regular Season Stats

	GP	W	L	T	PTS	GF	GA
Rochester	80	46	25	9	101	389	325
Opponents	80	25	46	9	59	325	389

1983-84 Regular Season Stats

Player	GP	G	A	PTS	PIM
Mal Davis	71	55	48	103	53
Geordie Robertson	64	37	54	91	103
Claude Verret	65	39	51	90	4
Bob Mongrain	78	41	44	85	154
Yvon Lambert	79	27	43	70	14
Daniel Naud	79	15	44	59	29
Warren Harper	78	25	28	53	56
Ron Fischer	80	10	32	42	94
Mark Renaud	64	9	33	42	48
Randy Cunneyworth	54	18	17	35	85
Norm Lacombe	44	10	16	26	45
Chris Langevin	41	11	14	25	133
Steve Patrick	30	8	14	22	33
Steve Dykstra	64	3	19	22	141
Jim Aldred	64	10	9	19	57
Dave Fenyses	70	3	16	19	55
Kai Suikkanen	15	7	10	17	2
Dirk Rueter	76	0	16	16	95
Gates Orlando	11	8	7	15	2
Jim Wiemer	12	4	11	15	11
Lou Crawford	76	7	6	13	234
Tom St. James	31	6	7	13	8
Rich Goodfellow	20	2	6	8	25
Venci Sebek	41	2	5	7	27
Jeff Eatough	24	1	5	6	5
Rick Hampton	21	1	3	4	7
Jerry Korab	4	0	4	4	2
Bob Bodak	12	2	1	3	6
Val James	62	1	2	3	122
Jacques Cloutier (G)	51	0	2	2	10
Clint Fehr	10	1	0	1	0
Phil Myre (G)	33	0	1	1	4
Don Keller	3	0	0	0	0
Bob McNamara (G)	5	0	0	0	0
TOTALS	80	363	568	931	1664

1983-84 Regular Season Goaltender Stats

Goaltender	GP	MIN	GA	SO	EN	AVG	Record
Phil Myre	33	1,801	104	3	2	3.46	19-9-1
Jacques Cloutier	51	2,842	172	1	7	3.63	26-22-1
Bob McNamara	5	171	15	0	0	5.26	1-1-0
TOTALS	80	4,814	291	4	9	3.63	46-32-2

1983-84 Regular Season Stats

	GP	W	L	T	PTS	GF	GA
Rochester	80	46	32	2	94	363	300
Opponents	80	32	46	2	66	300	363



1984-85 Regular Season Stats

No.	Player	GP	G	A	PTS	PIM	PPG	SHG	GWG	GFG
21	Claude Verret	76	40	53	93	12	12	0	3	5
7	Geordie Robertson	70	27	48	75	91	7	0	4	4
11	Randy Cunneynworth	72	30	38	68	148	6	0	4	3
32	Mike Moller	73	19	46	65	27	4	0	4	3
10	Warren Harper	78	29	34	63	43	4	2	2	5
25	Ted Nolan	65	28	34	62	152	5	1	3	5
14	Gates Orlando	49	26	30	56	62	3	3	2	4
18	Gary Burns	76	22	27	49	64	3	1	3	4
24	Timo Jutila	56	13	30	43	29	5	0	1	4
20	Mark Renaud	80	8	34	42	56	2	0	2	0
15	Chris Langevin	63	19	21	40	212	5	0	2	2
4	Steve Dykstra	51	9	23	32	113	4	0	0	4
26	Normand Lacombe	33	13	16	29	33	2	0	3	0
5	Heikki Leime	76	4	18	22	30	2	0	0	0
16	Jeff Hamilton	70	7	14	21	36	0	0	2	0
12	Lou Crawford	70	8	7	15	213	0	0	0	1
3	Jim Hofford	70	2	13	15	166	0	0	0	0
27	Brian McKinnon	62	6	8	14	16	0	1	1	0
2	Dirk Rueter	54	4	10	14	98	0	1	1	0
28	Chris Renaud	52	3	8	11	6	0	0	0	0
18	Jim Wiemer	13	1	9	10	24	0	1	0	0
29	Adam Creighton	6	5	3	8	2	1	0	0	1
17	Mal Davis	6	4	4	8	14	1	0	0	2
9	Real Cloutier	11	4	3	7	0	0	0	2	0
19	Val James	55	1	4	5	70	1	0	1	0
29	Jerry Korab	3	1	2	3	6	1	0	0	1
22	Dave Fenyves	9	0	3	3	8	0	0	0	0
23	Richard Hajdu	2	0	2	2	0	0	0	0	0
23	Rob Norman	17	0	1	1	2	0	0	0	0
34	Vince Tremblay (G)	33	0	1	1	6	-	-	-	-
4	John Van Boxmeer	2	0	0	0	2	0	0	0	0
29	Jim Aldred	2	0	0	0	0	0	0	0	0
8	Clint Fehr	2	0	0	0	0	0	0	0	0
1	Jacques Cloutier (G)	14	0	0	0	6	-	-	-	-
30	Tom Barrasso (G)	5	0	0	0	2	-	-	-	-
33	Bob McNamara (G)	12	0	0	0	0	-	-	-	-
31	Mike Craig (G)	29	0	0	0	6	-	-	-	-
	BENCH	80				26				
	TOTALS	80	333	544	877	1781	68	10	40	48

1984-85 Regular Season Goaltender Stats

No.	Goaltender	GP	MINS	GA	EN	SO	SVS	SVS%	AVG.	RECORD
30	Tom Barrasso	5	266:41	6	0	1	88	.936	1.34	3-1-1
1	Jacques Cloutier	14	803:31	36	0	0	363	.910	2.68	10-2-1
31	Mike Craig	29	1429:52	88	0	0	644	.880	3.69	11-7-3
34	Vince Tremblay	33	1816:05	115	1	0	755	.868	3.80	13-10-8
33	Bob McNamara	12	560:31	53	0	0	254	.827	5.87	3-7-0
	TOTALS	80	4816:40	298	1	1	2104	.875	3.74	40-27-13

1984-85 Regular Season Stats

	GP	W	L	T	PTS	GF	GA
Rochester	80	40	27	13	93	333	301
Opponents	80	27	40	13	67	301	333



1985-86 Regular Season Stats

No.	Player	POS	GP	G	A	PTS	PIM	PPG	SHG	GWG	GFG
22	Paul Gardner	C	71	61	51	112	16	25	0	6	4
9	Jody Gage	RW	73	42	57	99	54	17	0	5	1
19	Doug Trapp	LW	75	21	42	63	86	6	0	3	2
21	Claude Verret	C	52	19	32	51	14	8	0	4	1
10	Warren Harper	RW	80	18	30	48	83	3	0	0	5
14	Jim Jackson	LW	65	16	32	48	10	1	0	3	2
29	Adam Creighton	C	32	17	21	38	27	6	0	2	4
23	Richard Hajdu	LW	54	10	27	37	95	0	0	2	3
17	Mal Davis	RW	38	21	15	36	23	4	0	4	2
20	Jayson Meyer	D	76	7	28	35	74	4	0	1	0
16	Jeff Hamilton	C	74	19	10	29	48	3	2	2	1
27	Joe Reekie	D	77	3	25	28	178	2	0	0	0
2	Richie Dunn	D	34	7	17	24	12	4	0	0	2
26	Norm Lacombe	RW	32	10	13	23	56	3	0	1	0
8	Don Lever	C	29	6	11	17	16	0	0	0	1
7	Taras Zytynsky	D	65	2	15	17	78	1	0	0	0
5	Heikki Leime	D	53	0	17	17	51	0	0	0	0
28	Mark Ferner	D	63	2	13	15	87	0	0	0	1
25	Mikael Andersson	C	20	10	4	14	6	2	1	0	1
8	Ross Yates	C	20	4	8	12	4	0	0	0	0
12	Brian McKinnon	C	51	4	6	10	14	0	0	0	1
32	Jay Fraser	LW	20	4	5	9	61	1	0	0	2
3	Jim Hofford	D	40	2	7	9	148	1	0	0	0
24	Tim Hoover	D	49	2	5	7	34	0	0	0	1
18	Pat Hughes	RW	10	3	3	6	7	0	0	0	2
25	Gates Orlando	C	3	4	0	4	10	1	0	0	2
15	Mike Anderson	LW	25	3	1	4	2	1	0	0	0
26	Jim Aldred	RW	10	1	3	4	4	0	0	0	0
35	Andy Ristau	RW	40	1	2	3	170	0	0	0	0
11	Michael Lay	LW	10	1	1	2	6	0	0	0	0
4	Tom Cronin	D	14	0	2	2	9	0	0	0	0
25	Ken Priestlay	C	4	0	2	2	0	0	0	0	0
30	Mike Craig	G	47	0	2	2	4	0	0	0	0
31	Daren Puppa	G	20	0	1	1	0	0	0	0	0
29	Kevin Beaton	D	6	0	1	1	0	0	0	0	0
4	Randy Irving	D	6	0	0	0	6	0	0	0	0
1	Jacques Cloutier	G	14	0	0	0	4	0	0	0	0
33	Bob McNamara	G	8	0	0	0	0	0	0	0	0
	BENCH		80			16					
	TOTALS		80	320	509	829	1513	93	3	33	38

1985-86 Regular Season Goaltender Stats

No.	Goaltender	GP	MINS	GA	EN	SO	SVS	SVS%	AVG.	RECORD
1	Jacques Cloutier	14	834:58	38	0	1	424	.918	2.73	10-2-2
30	Mike Craig	47	2572:48	183	4	0	1385	.883	4.27	16-21-5
31	Daren Puppa	20	1091:48	79	1	0	540	.872	4.34	8-11-0
33	Bob McNamara	8	334:20	31	1	0	131	.809	5.56	0-5-0
	TOTALS	80	4833:54	331	6	1	2480	.880	4.11	34-39-7



1986-87 Regular Season Stats

No.	Player	GP	G	A	PTS	PIM	PPG	SHG	GWG	GFG	UAG	SHT	+/-
9	Jody Gage	70	26	39	65	60	11	0	3	4	0	217	+4
17	Gates Orlando	44	22	42	64	42	5	1	4	3	2	118	+19
19	Doug Trapp	68	27	35	62	80	7	1	6	0	0	123	+10
14	Jim Jackson	71	19	38	57	48	5	1	2	3	1	212	+26
8	Don Lever	57	29	25	54	69	7	3	7	5	3	120	+10
15	Bob Logan	56	30	14	44	27	5	0	2	5	6	147	+9
10	Warren Harper	61	13	27	40	50	2	1	0	1	1	78	+10
11	Benoit Hogue	53	14	20	34	52	4	0	0	2	0	105	+4
2	Richie Dunn	64	6	26	32	47	2	0	1	2	0	157	+5
18	Ray Sheppard	55	18	13	31	11	3	0	3	2	2	110	-5
16	Paul Brydges	54	13	17	30	54	1	2	1	1	1	80	+9
7	Jack Brownschidle	74	8	22	30	13	2	1	1	0	1	123	+26
12	Mikael Andersson	42	6	20	26	14	0	0	0	2	0	41	+12
21	Claude Verret	36	13	12	25	2	10	0	2	1	0	90	-17
25	Jeff Parker	54	14	8	22	75	1	1	3	2	1	87	+3
23	Richard Hajdu	58	7	15	22	90	0	0	0	1	0	73	+6
22	Dave Fenyses	71	6	16	22	57	0	0	0	1	1	105	+35
4	Uwe Krupp	42	3	19	22	50	1	0	0	1	0	73	+16
32	Jay Fraser	36	8	12	20	149	1	1	1	2	0	34	+7
28	Mark Ferner	54	0	12	12	157	0	0	0	0	0	48	+14
20	Doug Smith	15	5	6	11	35	0	1	0	3	2	49	+8
26	Normand Lacombe	13	6	5	11	4	1	1	1	1	1	29	+1
33	Wayne VanDorp	47	7	3	10	192	0	0	1	1	0	36	+7
3	Jim Hofford	54	1	8	9	204	0	0	1	0	1	37	+11
24	Bob Halkidis	59	1	8	9	144	0	0	1	0	0	38	-4
20	Al Conroy	13	4	4	8	40	1	0	1	1	0	21	+6
5	Shawn Anderson	15	2	5	7	11	1	0	0	0	2	30	+6
27	Joe Reekie	22	0	6	6	52	0	0	0	0	0	28	+9
35	Andy Ristau	21	1	1	2	113	0	0	0	0	0	11	-1
5	Jason Meyer	3	0	2	2	12	0	0	0	0	0	5	+3
4	James Gasseau	7	0	2	2	6	0	0	0	0	0	9	-2
5	Jim Burton	10	0	2	2	4	0	0	0	0	0	16	-5
29	Marc Tournier	2	0	1	1	2	0	0	0	0	0	1	-2
31	Daren Puppa (G)	57	0	1	1	12	0	0	0	0	0	0	0
30	Mike Craig (G)	23	0	1	1	8	0	0	0	0	0	0	0
4	Steve Dykstra	18	0	0	0	77	0	0	0	0	0	20	-4
34	Darcy Wakaluk	11	0	1	1	12	0	0	0	0	0	0	0
	BENCH	80				32							
	TOTALS	80	309	488	797	2095	70	14	41	44	25	2471	

1986-87 Regular Season Goaltender Stats

No.	Goaltender	GP	MINS	GA	EN	SO	SVS	SVS%	AVG.	RECORD
31	Daren Puppa	57	3128:56	146	0	1	1319	.900	2.80	33-14-6
34	Darcy Wakaluk	11	545:32	26	0	0	262	.910	2.86	2-2-3
30	Mike Craig	23	1191:20	82	2	0	524	.864	4.13	6-10-4
	TOTALS	80	4865:48	254	2	1	2105	.892	3.13	41-26-13



1987-88 Regular Season Stats

No.	Player	GP	G	A	PTS	PIM	PPG	SHG	GWG	GFG	UAG	SHT	+/-
9	Jody Gage	76	60	44	104	46	21	1	9	7	1	283	+19
14	Jim Jackson	74	23	48	71	23	2	5	4	1	4	257	+12
22	Benoit Hogue	62	24	31	55	141	8	0	4	1	1	162	+8
26	Ken Priestlay	43	27	24	51	47	8	1	8	2	1	141	+8
2	Richie Dunn	68	12	35	47	52	3	0	1	1	2	185	+22
25	Jeff Parker	34	13	31	44	60	5	1	0	3	3	101	+16
15	Bob Logan	45	23	15	38	35	8	0	4	4	1	127	+10
8	Jeff Capello	69	15	23	38	53	4	0	1	4	1	117	+11
5	Don McSween	63	9	29	38	108	1	3	2	2	1	114	+23
12	Mikael Andersson	35	12	24	36	16	1	1	2	0	0	87	+4
7	Keith Gretzky	43	8	24	32	6	3	0	0	1	0	69	-5
16	Paul Brydges	69	15	16	31	86	0	2	0	4	5	90	+5
4	James Gasseau	75	9	21	30	109	4	0	1	1	0	130	+4
17	Kevin Kerr	72	18	11	29	352	6	0	4	1	0	76	+10
19	Mike Hartman	57	13	14	27	283	2	0	1	0	0	113	+7
11	Grant Martin	22	11	15	26	18	5	1	1	2	1	64	+7
28	Mark Ferner	69	1	25	26	165	0	0	0	0	0	94	+18
27	Shawn Anderson	22	5	16	21	19	2	1	1	0	1	51	+12
23	Richard Hajdu	37	7	11	18	24	2	0	0	4	0	41	+3
3	Jim Hofford	69	3	15	18	322	0	0	0	1	0	88	+15
18	Trent Kaese	37	6	11	17	32	1	0	1	0	1	65	+1
21	Gates Orlando	13	4	13	17	18	2	0	1	0	0	39	0
10	Scott Metcalfe	22	2	13	15	56	0	0	1	0	1	46	-5
	w/Nova Scotia	42	9	19	28	87	0	0	3	0	0	-	-
32	Jay Fraser	39	5	9	14	98	1	1	0	1	1	50	0
24	Bob Halkidis	15	2	5	7	50	0	0	0	1	0	30	+4
1	Darcy Wakaluk(G)	56	1	6	7	36	0	0	0	0	1	2	0
31	Daren Puppa(G)	26	0	2	2	8	0	0	0	0	0	0	0
35	Steve Dykstra	7	0	1	1	33	0	0	0	0	0	12	0
35	Brad Miller	3	0	0	0	4	0	0	0	0	0	4	+3
33	Pete Richards (G)	7	0	0	0	0	0	0	0	0	0	0	0
34	Cleon Daskalakis (G)	8	0	0	0	6	0	0	0	0	0	0	0
29	Dave Moylan	16	0	0	0	2	0	0	0	0	0	2	-4
	BENCH	80				24							
	TOTALS	80	328	532	860	2332	89	17	41	40	26	2640	

1987-88 Regular Season Goaltender Stats

No.	Goaltender	GP	MINS	GA	EN	SO	SVS	SVS%	AVG.	RECORD
31	Daren Puppa	26	1415	65	2	2	624	.906	2.76	14-8-2
1	Darcy Wakaluk	55	2763	159	5	0	1178	.881	3.45	27-15-3
34	Cleon Daskalakis	8	382	22	1	0	183	.893	3.46	4-3-0
33	Pete Richards	7	270	18	0	0	106	.855	4.00	1-1-2
	TOTALS	80	4830	264	8	2	2091	.888	3.28	46-27-7



1988-89 Regular Season Stats

No.	Player	GP	G	A	PTS	PIM	PPG	SHG	GWG	GFG	UAG	SHT	+/-
26	Ken Priestlay	64	56	37	93	60	17	4	8	7	1	277	+25
11	Mike Donnelly	53	32	37	69	53	10	0	4	4	1	200	+6
9	Jody Gage	65	31	38	69	50	6	3	6	4	3	242	+3
14	Jim Jackson	73	19	50	69	14	6	4	3	2	1	254	+5
10	Scott Metcalfe	60	20	31	51	241	8	0	1	4	1	164	+5
12	Mikael Andersson	56	18	33	51	12	2	1	2	1	1	144	+3
2	Richie Dunn	69	9	35	44	81	2	1	2	1	1	172	+6
17	Kevin Kerr	66	20	18	38	306	6	0	0	3	0	136	-4
20	Rob Ray	74	11	18	29	446*	0	0	0	4	0	72	+4
5	Don McSween	66	7	22	29	45	1	1	0	1	1	103	+8
22	Francois Guay	45	6	20	26	34	4	0	0	0	1	56	-6
19	Grant Tkachuk	64	12	13	25	26	1	1	3	0	2	99	-8
7	Geordie Robertson	32	11	12	23	12	3	0	5	2	1	64	-6
18	Trent Kaese	45	9	11	20	68	0	0	0	1	1	96	-10
27	Shawn Anderson	31	5	14	19	24	1	0	0	0	0	67	+12
23	Shawn Whitham	46	4	15	19	75	4	0	0	1	0	97	-21
28	Mark Ferner	55	0	18	18	97	0	0	0	0	0	82	-2
21	Keith Gretzky	23	3	13	16	0	0	0	0	0	1	33	-13
4	Steve Smith	48	2	12	14	79	0	2	0	0	0	85	+9
8	Jeff Capello	39	6	7	13	22	2	0	1	0	1	67	-9
21	Grant Martin	6	7	5	12	6	4	0	1	0	0	32	+3
16	Paul Brydges	51	8	3	11	36	0	2	2	1	1	79	-9
3	Jim Hofford	34	1	9	10	139	0	0	0	0	0	35	+1
35	Wayne VanDorp	28	3	6	9	202	3	0	0	0	0	24	-7
25	Jeff Parker	6	2	4	6	9	1	0	0	0	0	20	-6
15	Bob Halkidis	16	0	6	6	64	0	0	0	0	0	15	+6
15	Bob Logan	5	2	2	4	2	0	0	0	1	0	11	-4
29	Joe Reekie	21	1	2	3	56	0	0	0	0	0	26	-4
25	Dave Moylan	20	0	2	2	15	0	0	0	0	0	17	0
1	Darcy Wakaluk(G)	33	0	2	2	10	0	0	0	0	0	0	0
44	J. Cloutier (G)	11	0	1	1	2	0	0	0	0	0	0	0
44	Kenton Rein (G)	15	0	1	1	34	0	0	0	0	0	0	0
31	Brian Ford (G)	19	0	1	1	0	0	0	0	0	0	0	0
44	Darren Eliot(G)	23	0	1	1	4	0	0	0	0	0	0	0
32	Graeme Bonar	1	0	0	0	2	0	0	0	0	0	2	-3
34	Brad Miller	3	0	0	0	4	0	0	0	0	0	1	-2
23	Ed Hospodar	5	0	0	0	10	0	0	0	0	0	7	-5
	BENCH	80				16							
	TOTALS	80	305	499	804	2356	81	19	38	37	18	2779	

*Team Record

1988-89 Regular Season Goaltender Stats

No.	Goaltender	GP	MINS	GA	EN	SO	SVS	SVS%	AVG.	RECORD
31	Brian Ford	19	1075	60	1	2	451	.883	3.35	12-4-1
44	Kenton Rein	15	676	39	0	2	289	.881	3.46	5-6-2
44	Darren Eliot	23	969	59	0	0	397	.871	3.65	8-6-2
1	Darcy Wakaluk	33	1566	97	5	1	645	.869	3.72	11-14-0
44	Jacques Cloutier	11	527	41	0	0	227	.847	4.67	2-7-0
	TOTALS	80	4814	296	6	5	2009	.872	3.69	38-37-5

YEAR-BY-YEAR STATISTICS



1989-90 Regular Season Stats

No.	Player	POS	GP	G	A	PTS	PIM	PPG	SHG	GWG	GFG	UAG	SHT	+/-
19	Mike Donnelly	LW	68	43	55	98	71	16	2	8	4	1	267	+12
28	Donald Audette	C	70	42	46	88	78	15	0	5	5	0	249	+20
9	Jody Gage	RW	75	45	38	83	42	20	1	7	5	1	230	-5
16	Francois Guay	C	69	28	35	63	39	8	0	2	5	0	135	-3
5	Don McSween	D	70	16	43	59	43	2	5	3	1	2	146	+21
22	Ken Priestlay	C	40	19	39	58	46	7	2	1	7	1	139	+11
12	Scott McCrory	C	51	14	41	55	46	8	0	2	1	0	100	+2
7	Steve Ludzik	C	54	25	29	54	71	7	2	2	3	2	172	+12
14	Jim Jackson	RW	77	16	37	53	14	2	3	3	3	0	219	+8
27	Darrin Shannon	LW	50	20	23	43	25	3	1	0	2	0	101	+3
15	Dale DeGray	D	50	6	25	31	118	2	1	0	1	1	149	+12
	w/New Haven		17	2	10	12	38	0	0	0	0	0	—	—
	Total		67	8	35	43	156	2	1	0	1	1	—	—
10	Scott Metcalfe	LW	43	12	17	29	93	3	0	2	1	1	121	-7
29	Bob Corkum	RW	43	8	11	19	45	1	1	0	0	1	68	+2
24	Ken Sutton	D	57	5	14	19	83	1	0	1	0	0	81	+5
26	Darcy Loewen	LW	50	7	11	18	193	2	0	1	0	0	42	-3
21	Dave Baseggio	D	41	3	15	18	41	1	0	1	0	0	43	+2
4	Steve Smith	D	42	3	15	18	107	0	1	1	1	0	97	+9
23	Shawn Anderson	D	39	2	16	18	41	0	0	0	0	0	83	+10
20	Rob Ray	LW	43	2	13	15	335	0	0	1	0	0	56	-6
2	Richie Dunn	D	41	7	7	14	34	3	0	1	0	2	83	-10
15	Bob Halkidis	D	18	1	13	14	70	0	0	0	0	0	33	+5
25	Joel Savage	RW	43	6	7	13	39	0	0	1	0	1	37	-9
34	Brad Miller	D	60	2	10	12	273	0	0	0	1	0	49	+2
3	Jim Hofford	D	52	1	9	10	233	0	0	0	0	0	47	-2
22	Ray Sheppard	RW	5	3	5	8	2	1	0	1	0	1	16	+6
1	Darcy Wakaluk	G	56	0	7	7	38	0	0	0	0	0	0	0
32	Mitch Molloy	LW	15	1	1	2	43	0	0	0	0	0	9	-2
33	Dave Littman	G	14	0	2	2	0	0	0	0	0	0	0	0
17	Kevin Kerr	RW	8	0	1	1	22	0	0	0	0	0	7	-1
31	Brian Ford	G	19	0	1	1	0	0	0	0	0	0	0	0
	BENCH		80				28							
	TOTALS		80	337	586	923	2313	102	19	43	40	14	2779	

1989-90 Regular Season Goaltender Stats

No.	Goaltender	GP	MINS	GA	EN	SO	SVS	SVS%	AVG.	RECORD
33	Dave Littman	14	680:48	37	1	0	270	.879	3.26	5-6-1
1	Darcy Wakaluk	56	3094:52	173	4	2	1307	.883	3.35	31-16-4
31	Brian Ford	19	1076:00	69	2	0	441	.865	3.85	7-6-4
	TOTALS	80	4851:00	279	7	2	2018	.876	3.54	43-28-9



1990-91 Regular Season Stats

No.	Player	POS	GP	G	A	PTS	PIM	PPG	SHG	GWG	GFG	UAG	SHT
22	Don Biggs	C	65	31	57	88	115	13	1	3	10	1	206
9	Jody Gage	RW	73	42	43	85	36	18	0	7	8	0	229
35	Bill Houlder	D	69	13	53	66	28	5	1	2	2	2	222
16	Francois Guay	C	61	24	39	63	38	8	0	2	5	2	157
8	Darrin Shannon	LW	49	26	34	60	56	8	2	3	2	1	91
12	Scott McCrory	C	57	27	25	52	39	10	0	3	2	3	123
7	Steve Ludzik	C	64	22	29	51	137	5	0	2	1	1	185
5	Don McSween	D	74	7	44	51	57	1	0	0	1	0	157
27	Dan Frawley	RW	74	15	31	46	152	2	0	2	2	1	161
11	Joel Savage	RW	61	25	19	44	45	2	0	5	5	2	134
10	Scott Metcalfe	LW	69	17	22	39	175	0	0	1	2	1	173
19	Bob Corkum	C	69	13	21	34	77	1	2	1	1	2	147
15	Dale DeGray	D	64	9	25	34	121	2	0	3	1	1	170
24	Ken Sutton	D	62	7	24	31	65	2	0	1	0	0	129
23	Jiri Sejba	LW	31	15	13	28	54	5	0	3	2	0	60
26	Darcy Loewen	LW	71	13	15	28	130	0	1	2	2	0	115
2	Greg Brown	D	31	6	17	23	16	6	0	3	2	0	63
17	Dave Baseggio	D	35	3	13	16	32	1	0	0	0	0	63
21	Kevin Haller	D	52	2	8	10	53	0	1	0	0	0	70
34	Brad Miller	D	49	0	9	9	248	0	0	0	0	0	41
33	Dave Littman	G	56	0	7	7	6	0	0	0	0	0	0
4	Steve Smith	D	37	2	4	6	74	0	0	0	0	1	53
28	Donald Audette	RW	5	4	0	4	2	3	0	1	1	0	18
18	Ian Boyce	LW	12	1	2	3	2	0	0	0	0	0	12
20	Rob Ray	LW	8	1	1	2	15	0	0	1	0	0	8
32	Mitch Molloy	LW	24	1	0	1	127	1	0	0	0	0	8
14	Torrie Robertson	LW	1	0	1	1	0	0	0	0	0	0	1
29	Brian Curran	D	10	0	0	0	36	0	0	0	0	0	11
1	Darcy Wakaluk	G	26	0	0	0	38	0	0	0	0	0	0
31	Scott Luce	G	3	0	0	0	0	0	0	0	0	0	0
31	Francois Gravel	G	3	0	0	0	2	0	0	0	0	0	0
	BENCH		80				28						
	TOTALS		80	326	556	882	2004	93	8	45	49	18	2807

1990-91 Regular Season Goaltender Stats

No.	Goaltender	GP	MINS	GA	EN	SO	SVS	SVS%	AVG.	RECORD
31	Scott Luce*	3	183:42	6	0	1	91	.938	1.96	1-1-1
1	Darcy Wakaluk	26	1362:23	68	5	4	615	.900	2.99	10-10-3
33	Dave Littman*	56	3154:51	160	3	3	1201	.882	3.04	33-13-5
31	Francois Gravel	3	159:28	10	1	0	88	.898	3.77	1-2-0
	TOTALS	80	4867:49	244	9	8	1995	.887	3.12	45-26-9

*Shared Shutout on 3/31/91

YEAR-BY-YEAR STATISTICS



1991-92 Regular Season Stats

No.	Player	POS	GP	G	A	PTS	PIM	PPG	SHG	GWG	GFG	UAG	SHT	+/-
12	Peter Ciavaglia	C	77	37	61	98	16	16	3	6	4	2	201	0
9	Jody Gage	RW	67	40	40	80	54	19	0	4	3	0	264	+6
23	Jiri Sejba	LW	59	27	31	58	36	12	0	5	6	1	131	+1
10	Jason Winch	LW	73	23	35	58	24	9	0	2	2	0	156	+8
25	Lou Franceschetti	LW	49	15	25	40	64	2	1	4	1	1	71	+6
	w/ New Haven		25	6	7	13	59	0	1	0	1	1	-	-
	Totals		74	21	32	53	123	2	2	4	2	2	-	-
27	Dan Frawley	RW	78	28	23	51	208	12	0	5	8	3	188	+4
2	Greg Brown	D	56	8	30	38	25	2	0	0	1	1	137	-4
5	Don McSween	D	75	6	32	38	60	2	1	0	2	0	146	+17
14	Brad Rubachuk	C	70	18	16	34	201	4	1	0	4	1	133	-12
22	Lindy Ruff	D	62	10	24	34	110	1	0	1	1	0	146	+5
35	Bill Houlder	D	42	8	26	34	16	5	0	2	0	1	143	-13
21	Chris Snell	D	65	5	27	32	66	2	0	1	0	0	150	+10
26	Darcy Loewen	LW	73	11	20	31	193	0	1	2	0	0	128	+3
19	Bob Corkum	C	52	16	12	28	47	5	2	1	4	2	162	-2
7	Steve Ludzik	C	45	6	22	28	88	4	0	0	1	0	113	+5
11	Joel Savage	RW	59	8	14	22	39	2	0	1	2	0	107	-1
17	Dave Baseggio	D	29	5	11	16	14	2	0	0	1	0	51	-6
18	Ian Boyce	LW	20	5	8	13	4	0	0	0	1	0	33	+14
15	Sean O'Donnell	D	73	4	9	13	193	0	0	1	1	0	76	+13
44	Rick Vaive	RW	12	4	9	13	4	1	0	1	2	0	45	0
20	Keith Carney	D	24	1	10	11	2	0	0	0	0	0	34	+3
16	Ed Zawatsky	C	14	4	6	10	2	1	0	1	0	0	21	+2
33	Dave Littman	G	60	0	5	5	8	0	0	0	0	0	0	0
34	Brad Miller	D	27	0	4	4	113	0	0	0	0	0	39	-7
3	David DiVita	D	25	1	2	3	59	0	0	0	0	0	11	-6
29	Brian Curran	D/LW	36	0	3	3	122	0	0	0	0	0	23	-4
16	Andy Pritchard	RW	2	1	0	1	0	0	0	0	0	0	4	-1
4	Steve Smith	D	3	1	0	1	0	1	0	0	0	0	14	-2
25	Peter Ambroziak	LW	2	0	1	1	0	0	0	0	0	0	3	-1
31	Tom Draper	G	9	0	1	1	0	0	0	0	0	0	0	0
32	Bob Fleming	RW	5	0	0	0	29	0	0	0	0	0	0	-1
8	Kevin Haller	D	4	0	0	0	18	0	0	0	0	0	7	+2
20	Tony Iob	LW	1	0	0	0	0	0	0	0	0	0	0	-1
30	John Bradley	G	6	0	0	0	2	0	0	0	0	0	0	0
31	Clint Malarchuk	G	2	0	0	0	2	0	0	0	0	0	0	0
31	Daren Puppa	G	2	0	0	0	2	0	0	0	0	0	0	0
1	Bill Pye	G	8	0	0	0	0	0	0	0	0	0	0	0
	BENCH		80				26							
	TOTALS		80	292	507	799	1847	102	9	37	44	12	2737	

1991-92 Regular Season Goaltender Stats

No.	Goaltender	GP	MINS	GA	EN	SO	SVS	SVS%	AVG.	RECORD
31	Clint Malarchuk	2	120:00	3	0	1	54	.947	1.50	2-0-0
1	Bill Pye	8	331:21	15	2	0	125	.893	2.72	1-4-0
33	Dave Littman	60	3497:51	172	6	3	1557	.901	2.95	28-20-9
30	John Bradley	6	248:14	13	0	1	85	.867	3.14	2-2-1
31	Tom Draper	9	531:26	28	0	0	214	.884	3.16	4-3-2
31	Daren Puppa	2	118:54	9	0	0	44	.830	4.54	0-2-0
	TOTALS	80	4870:59	240	8	5	2079	.893	3.05	37-31-12

YEAR-BY-YEAR STATISTICS



1992-93 Regular Season Stats

No.	Player	POS	GP	G	A	PTS	PIM	PPG	SHG	GWG	GFG	UAG	SHT	+/-
12	Peter Ciavaglia	C	64	35	67	102	32	12	1	4	2	2	154	+19
17	Todd Simon	C	67	27	66	93	54	10	0	3	4	0	205	-10
9	Jody Gage	RW	71	40	40	80	76	19	0	7	3	2	234	-13
21	Chris Snell	D	77	14	57	71	83	8	0	1	5	0	234	-6
19	Scott Thomas	RW	65	32	27	59	38	9	2	2	4	3	191	+10
24	Doug Macdonald	C	64	25	33	58	58	6	2	4	3	4	147	-2
32	Jozef Cierny	LW	54	27	27	54	36	16	1	4	2	3	154	+9
23	Mike McLaughlin	LW	71	19	35	54	27	7	2	5	1	1	137	+8
2	Greg Brown	D	61	11	38	49	46	2	2	0	2	0	163	+20
27	Dan Frawley	RW	75	17	27	44	216	2	0	1	4	0	141	+3
16	Jason Young	LW	59	20	20	40	60	0	0	0	1	1	133	-6
20	Keith Carney	D	41	5	21	26	32	0	1	1	0	0	79	+9
26	Viktor Gordiuk	LW	35	11	14	25	8	2	0	0	4	1	88	+6
14	Brad Rubachuk	C	60	10	15	25	218	1	2	0	1	1	99	-12
15	Sean O'Donnell	D	74	3	18	21	203	2	0	0	0	0	83	-2
22	Tony Iob	LW	20	12	8	20	70	7	0	0	3	0	45	0
25	Peter Ambroziak	LW	51	8	10	18	37	1	1	1	2	0	48	-4
7	Jeff Sirkka	D	59	6	11	17	132	1	0	2	1	0	60	+5
10	Jason Winch	LW	31	1	13	14	29	0	0	0	0	0	32	-6
28	Donald Audette	RW	6	8	4	12	10	3	0	2	0	0	28	+7
29	Bruce Shoebottom	D	64	7	5	12	253	0	0	1	3	1	64	-7
8	Philippe Boucher	D	5	4	3	7	8	1	0	0	0	1	24	-1
4	Andrei Iakovenko	D	16	2	2	4	20	0	0	1	0	0	21	+4
4	Todd Flichel	D	15	1	3	4	4	0	1	0	0	1	23	-1
31	Olaf Kolzig	G	48	0	3	3	6	0	0	0	0	0	0	0
3	David DiVita	D	16	1	1	2	18	0	0	0	0	0	9	-3
11	Joel Savage	RW	6	1	1	2	6	0	0	1	0	0	10	-2
1	Bill Pye	G	26	0	2	2	4	0	0	0	0	0	0	0
4	Grant Ledyard	D	5	0	2	2	8	0	0	0	0	0	10	+6
4	Randy Moller	D	3	1	0	1	10	0	0	0	1	0	2	-4
3	Dean Melanson	D	8	0	1	1	6	0	0	0	0	0	10	-1
8	Mike Smith	D	2	0	1	1	0	0	0	0	0	0	3	+2
5	Brad Pascall	D	18	0	1	1	38	0	0	0	0	0	9	-2
35	Dan Bylsma	RW	2	0	1	1	0	0	0	0	0	0	3	+1
35	Cam Brown	LW	4	0	0	0	26	0	0	0	0	0	2	0
4	Kord Cernich	D	4	0	0	0	2	0	0	0	0	0	6	-1
34	Bill Horn	G	6	0	0	0	0	0	0	0	0	0	0	0
30	Mark Bernard	G	1	0	0	0	0	0	0	0	0	0	0	0
33	Tom Draper	G	5	0	0	0	2	0	0	0	0	0	0	0
34	Greg Menges	G	2	0	0	0	0	0	0	0	0	0	0	0
	BENCH		80				24							
	TOTALS		80	348	577	925	1900	109	15	40	46	21	2651	

1992-93 Regular Season Goaltender Stats

No.	Goaltender	GP	MINS	GA	EN	SO	SVS	SVS%	AVG.	RECORD
30	Mark Bernard	1	20:00	1	0	0	15	.938	3.00	0-0-0
31	Olaf Kolzig	48	2738:04	168	3	0	1253	.882	3.68	25-16-4
34	Bill Horn	6	304:21	22	1	0	145	.868	4.34	3-1-1
1	Bill Pye	26	1426:23	107	2	0	686	.865	4.50	9-14-2
33	Tom Draper	5	272:50	22	1	0	140	.864	4.83	3-2-0
34	Greg Menges	2	39:53	5	0	0	14	.737	7.50	0-0-0
	TOTALS	80	4833:05	325	7	0	2253	.872	4.12	40-33-7



1993-94 Regular Season Stats

No.	Player	POS	GP	G	A	PTS	PIM	PPG	SHG	GWG	GFG	UAG	SHT	+/-
17	SIMON, Todd	C	55	33	52	85	79	7	0	6	5	3	177	0
26	GORDIOUK, Viktor	LW	74	28	39	67	26	6	4	6	9	4	226	14
28	BLACK, James	C	45	19	32	51	28	9	1	1	3	2	175	-18
24	MACDONALD, Doug	C	63	25	19	44	46	6	0	2	4	0	148	-17
16	YOUNG, Jason	LW	68	17	26	43	84	1	2	0	3	4	203	-18
36	BARNABY, Matthew	LW	42	10	32	42	153	6	0	0	0	0	72	-8
9	GAGE, Jody	RW	44	18	21	39	57	12	0	3	1	0	126	-20
18	VOLKOV, Mikhail	RW	62	12	26	38	28	3	1	1	1	1	85	1
10	DAWE, Jason	LW	48	22	14	36	44	7	0	2	1	1	105	-14
14	RUBACHUK, Brad	C	65	18	18	36	246	4	0	2	3	1	130	-4
23	COOPER, David	D	68	10	25	35	82	5	0	1	0	0	126	-22
4	BOUCHER, Philippe	D	31	10	22	32	51	6	0	1	1	0	157	1
20	PETRENKO, Sergei	LW	38	16	15	31	8	7	0	2	2	1	93	-14
7	MELANSON, Dean	D	80	1	21	22	138	0	0	0	0	0	94	0
27	MARIETTI, Brett	RW	38	6	14	20	63	1	1	1	2	1	50	4
21	KRYS, Mark	D	58	2	13	15	77	0	1	0	0	0	70	0
	TOTAL(w/ PROV)		81	3	15	18	109	0	1	0	0	0	96	-4
8	BAVIS, Mike	RW	65	3	11	14	89	0	0	0	1	0	62	-11
10	METCALFE, Scott	LW	16	5	7	12	16	1	0	1	1	1	36	-1
15	O'DONNELL, Sean	D	64	2	10	12	242	0	0	0	1	0	78	0
29	TSYGUROV, Denis	D	2	1	10	11	10	1	0	0	1	1	35	8
2	BOOTH, Derek	D	45	2	8	10	82	1	0	0	0	0	32	-8
28	GUIDOTTI, Vince	D	20	2	8	10	8	1	0	0	0	0	37	4
19	THOMAS, Scott	RW	11	4	5	9	0	2	0	0	1	0	25	-2
12	AMBROZIAK, Peter	LW	22	3	4	7	53	0	1	0	0	0	32	-1
27	LESSARD, Rick	D	8	1	2	3	2	0	0	0	0	0	6	3
5	PASCALL, Brad	D	35	2	0	2	33	0	1	2	0	0	16	-1
32	WALCOTT, Richie	RW	17	1	0	1	66	0	0	0	0	0	4	-5
11	BRIGHT, Chris	C	9	1	0	1	6	0	0	0	0	0	11	0
19	BANIKA, Cory	RW	7	1	0	1	12	0	0	0	0	0	4	2
	TOTAL (w/ HERS)		9	1	0	1	14	0	0	0	0	0	4	-2
22	MAHER, Jim	D	5	1	0	1	0	0	0	0	0	0	7	-2
11	SORENSEN, Kelly	RW	4	1	0	1	4	0	0	0	0	0	3	0
29	MELANSON, Rob	D	13	0	1	1	24	0	0	0	0	0	6	-3
30	KETTERER, Markus	G	32	0	1	1	2	0	0	0	0	0	0	0
32	CAPSON, Greg	D	10	0	0	0	29	0	0	0	0	0	0	-4
34	LALONDE, Christian	LW	5	0	0	0	6	0	0	0	0	0	1	-2
21	BLAD, Brian	D	3	0	0	0	0	0	0	0	0	0	2	-1
3	FLICHEL, Todd	D	2	0	0	0	0	0	0	0	0	0	1	-4
22	HICKS, Jamey	C	2	0	0	0	4	0	0	0	0	0	1	-1
29	YOUNG, John	C	2	0	0	0	0	0	0	0	0	0	1	0
32	PAYNE, Davis	LW	2	0	0	0	5	0	0	0	0	0	0	-1
11	KUZMINSKI, Alex	C	1	0	0	0	0	0	0	0	0	0	0	0
35	MALTAIS, Dominic	RW	1	0	0	0	0	0	0	0	0	0	0	-1
31	HORN, Bill	G	25	0	0	0	0	0	0	0	0	0	0	0
1	PYE, Bill	G	19	0	0	0	16	0	0	0	0	0	0	0
35	DERKSEN, Duane	G	6	0	0	0	0	0	0	0	0	0	0	0
30	FUHR, Grant	G	5	0	0	0	0	0	0	0	0	0	0	0
35	PARSON, Mike	G	3	0	0	0	0	0	0	0	0	0	0	0
	BENCH		80				62							
	TOTALS		80	277	456	733	1981	86	12	31	40	20	2437	

1993-94 Regular Season Goaltender Stats

No.	Goaltender	GP	MINS	GA	EN	SO	SVS	SVS%	AVG.	RECORD
30	FUHR, Grant	5	310:00	10	0	0	145	0.935	1.94	3-0-2
31	HORN, Bill	25	1394:19	81	1	0	559	0.873	3.49	9-9-5
35	DERKSEN, Duane	6	235:07	14	0	0	115	0.891	3.57	2-1-1
30	KETTERER, Markus	32	1774:30	110	2	1	773	0.875	3.72	9-15-5
35	PARSON, Mike	3	175:47	12	0	0	61	0.836	4.10	1-2-0
1	PYE, Bill	19	980:08	70	0	0	462	0.868	4.29	7-7-2
	TEAM TOTALS	80	4879:25	297	3	1	2,115	0.876	3.69	31-34-15

YEAR-BY-YEAR STATISTICS



1994-95 Regular Season Stats

No.	Player	POS	GP	G	A	PTS	PIM	PPG	SHG	GWG	GFG	UAG	SHT	+/-
17	SIMON, Todd	C	69	25	65	90	78	16	0	2	6	3	215	-21
26	GORDIUK, Viktor	LW	63	31	30	61	36	7	5	6	3	1	225	8
10	METCALFE, Scott	LW	63	19	36	55	216	2	0	1	3	1	150	8
36	BARNABY, Matthew	LW	56	21	29	50	274	6	0	1	4	3	116	7
25	DAWE, Jason	RW	44	27	19	46	24	10	0	2	5	1	117	-12
24	MACDONALD, Doug	C	58	21	25	46	73	7	1	0	2	1	138	6
19	THOMAS, Scott	RW	55	21	25	46	115	9	0	7	2	1	144	2
18	VOLKOV, Mikhail	RW	56	17	27	44	52	4	1	2	3	1	111	6
32	BOUCHER, Philippe	D	43	14	27	41	26	5	0	1	2	0	221	-1
38	WIEMER, Jim	D	45	9	29	38	74	3	0	2	2	0	149	-8
16	YOUNG, Jason	LW	51	18	17	35	80	3	2	3	2	3	109	-7
33	ASTLEY, Mark	D	46	5	24	29	49	2	0	2	0	1	104	-10
20	PETRENKO, Sergei	LW	43	12	16	28	16	1	0	0	2	0	61	4
28	NICHOL, Scott	C	71	11	16	27	136	1	4	1	2	2	114	-12
12	AMBROZIAK, Peter	LW	46	14	11	25	35	1	1	2	1	1	51	2
2	NEMETH, Tom	D	56	4	17	21	32	0	0	0	0	0	99	-3
21	KRYS, Mark	D	70	3	16	19	113	0	0	0	0	0	96	15
4	COPELAND, Todd	D	77	4	12	16	152	0	0	0	0	0	83	1
27	RUSHFORTH, Paul	C	25	8	6	14	10	0	0	2	0	0	55	2
7	MELANSON, Dean	D	43	4	7	11	84	0	0	0	0	2	62	2
9	GAGE, Jody	RW	23	4	5	9	20	1	0	0	1	0	43	-10
5	GERMAIN, Eric	D	18	1	7	8	13	0	0	1	0	0	15	1
8	BAVIS, Mike	RW	27	3	4	7	100	0	0	0	0	0	32	-9
23	COOPER, Dave	D	21	2	4	6	48	0	0	0	1	0	30	-6
22	BARRIE, Mike	C	16	1	3	4	40	0	0	0	0	0	20	0
37	BOSTON, Scott	D	16	1	1	2	6	0	0	0	0	0	32	-5
32	KNAUFT, Lorne	D	5	0	2	2	8	0	0	0	0	0	8	4
29	McCLELLAND, Kevin	RW	22	0	2	2	93	0	0	0	0	0	7	-4
34	SHIELDS, Steve	G	13	0	2	2	0	0	0	0	0	0	0	0
44	MAILHOT, Jacques	LW	15	0	1	1	52	0	0	0	0	0	1	-4
3	FOY, Chris	D	5	0	1	1	2	0	0	0	0	0	0	0
3	MARTIN, Don	D	1	0	1	1	2	0	0	0	0	0	1	2
30	KETTERER, Markus	G	47	0	1	1	0	0	0	0	0	0	0	0
3	KLIMENTIEV, Sergei	D	7	0	0	0	8	0	0	0	0	0	9	0
32	BENAZIC, Cal	D	2	0	0	0	0	0	0	0	0	0	2	-4
37	WRIGHT, Shayne	D	2	0	0	0	0	0	0	0	0	0	2	0
15	McCARTHY, Brian	C	4	0	0	0	5	0	0	0	0	0	3	-2
39	SHOEBOTTOM, Bruce	D	1	0	0	0	0	0	0	0	0	0	0	-1
32	EVANS, Doug	D	2	0	0	0	0	0	0	0	0	0	0	-1
3	CAMPBELL, Scott	D	4	0	0	0	15	0	0	0	0	0	3	-2
39	RAYMOND, Eric	G	29	0	0	0	6	0	0	0	0	0	0	0
	BENCH		80				28							
	TOTALS		80	300	488	788	2121	78	14	35	41	21	2628	

1994-95 Regular Season Goaltender Stats

No.	Goaltender	GP	Starts	MINS	GA	EN	SO	SVS	SVS%	AVG.	Record
39	RAYMOND, Eric	29	25	1592:59	92	2	0	751	0.891	3.47	13-10-4
30	KETTERER, Markus	47	45	2563:55	154	3	1	1,193	0.886	3.60	19-20-3
34	SHIELDS, Steve	13	10	673:37	53	0	0	258	0.83	4.72	3-8-0
	TOTALS	80	80	4847:35	299	5	1	2202	0.879	3.76	35-38-7

YEAR-BY-YEAR STATISTICS



1995-96 Regular Season Stats

No.	Player	POS	GP	G	A	PTS	PIM	PPG	SHG	GWG	GFG	UAG	SHT	+/-
5	CHARRON, Craig	C	72	43	52	95	79	8	3	9	5	6	204	26
19	WARD, Dixon	LW	71	38	56	94	74	19	0	4	5	3	223	7
37	MOORE, Barrie	LW	66	26	29	55	40	9	2	4	2	2	19	19
4	HOLLINGER, Terry	D	62	5	50	55	71	2	1	0	1	0	121	8
36	JACKSON, Dane	RW	50	27	19	46	132	14	0	2	4	0	100	18
10	METCALFE, Scott	C	71	21	24	45	228	4	2	4	1	2	158	13
20	CONN, Rob	RW	36	22	15	37	40	4	1	2	5	1	106	15
3	KLIMENTIEV, Sergei	D	70	7	29	36	74	3	0	2	0	0	139	18
21	NICHOL, Scott	C	63	14	17	31	170	1	0	0	2	1	107	-11
27	FRAWLEY, Dan	RW	77	12	16	28	194	0	0	3	1	1	117	4
23	COOPER, Dave	D	67	9	18	27	79	4	0	2	2	0	147	-2
17	LEACH, Jamie	RW	47	12	14	26	40	2	0	0	2	0	124	-3
11	HOLZINGER, Brian	C	17	10	11	21	14	0	0	2	2	1	45	9
33	PEARSON, Scott	LW	26	8	8	16	113	1	0	2	0	0	80	-1
7	MELANSON, Dean	D	70	3	13	16	204	0	1	1	0	0	94	4
9	GAGE, Jody	RW	16	3	12	15	20	1	0	0	0	0	27	2
40	NDUR, Rumun	D	73	2	12	14	306	0	1	0	0	0	39	8
43	DAWE, Jason	LW	7	5	4	9	2	2	1	0	0	2	29	-1
34	CIRONE, Jason	C	24	4	5	9	34	0	0	0	0	0	42	2
25	KARABIN, Ladislav	C	21	3	5	8	18	2	0	0	1	1	25	-9
22	WESTERBY, Bob	LW	40	2	6	8	155	0	0	0	0	0	47	1
15	WRIGHT, Shayne	D	48	0	8	8	99	0	0	0	0	0	46	-5
18	JUNKER, Steve	LW	29	5	2	7	31	2	0	0	0	0	47	0
33	MAZUR, Jay	C	16	5	2	7	16	3	0	0	0	0	32	-8
33	HOUDA, Doug	D	21	1	6	7	41	0	0	0	0	0	24	7
24	PRIMEAU, Wayne	C	8	2	3	5	8	0	0	0	0	0	19	-4
2	WILSON, Mike	D	15	0	5	5	38	0	0	0	0	0	25	-6
29	BOH, Aaron	D	12	0	4	4	10	0	0	0	0	0	21	-4
31	SHIELDS, Steve	G	43	0	4	4	39	0	0	0	0	0	1	0
12	VARADA, Vaclav	RW	5	3	0	3	4	0	0	0	0	0	13	-2
18	VOLKOV, Mikhail	RW	11	1	2	3	10	0	0	0	0	0	13	-4
35	STAUBER, Robb	G	16	1	2	3	6	0	0	0	0	1	1	0
2	HUMENIUK, Scott	D	12	0	2	2	19	0	0	0	0	0	13	-4
29	FEASBY, Scott	D	12	0	2	2	6	0	0	0	0	0	8	8
2	McKEE, Jay	D	4	0	1	1	15	0	0	0	0	0	3	-2
24	ROBERGE, Serge	RW	32	0	1	1	42	0	0	0	0	0	4	-3
35	BLUE, John	G	14	0	1	1	4	0	0	0	0	0	1	0
11	JENNINGS, Grant	D	9	0	1	1	28	0	0	0	0	0	14	4
30	PARENT, Rich	G	2	0	0	0	0	0	0	0	0	0	0	0
39	TANNER, John	G	10	0	0	0	17	0	0	0	0	0	0	0
35	TREFILOV, Andrei	G	5	0	0	0	0	0	0	0	0	0	0	0
	BENCH		80				56							
	TOTALS		80	294	461	755	2576	81	12	37	33	21	2451	

1995-96 Regular Season Goaltender Stats

No.	Goaltender	GP	Starts	MINS	GA	EN	SO	SVS	SVS%	AVG.	Record
35	TREFILOV, Andrei	5	5	299:09	13	1	0	125	0.906	2.61	4-1-0
35	STAUBER, Robb	16	14	832:59	49	1	0	421	0.896	3.53	6-7-1
31	SHIELDS, Steve	43	39	2356:27	140	4	1	1148	0.891	3.57	20-17-2
35	BLUE, John	14	11	671:59	41	1	0	295	0.878	3.66	4-6-1
39	TANNER, John	10	10	579:15	38	3	0	253	0.869	3.94	3-6-1
30	PARENT, Rich	2	1	89:32	6	0	0	42	0.875	4.02	0-1-0
	TEAM TOTALS	80	80	4848:07	287	10	1	2284	0.885	3.68	37-38-5



1996-97 Regular Season Stats

No.	Player	POS	GP	G	A	PTS	PIM	PPG	SHG	GWG	GFG	UAG	SHT	+/-
25	YAKE, Terry	C	78	34	67	101	77	9	0	5	7	2	254	16
10	METCALFE, Scott	LW	80	32	38	70	205	6	3	0	4	5	200	10
5	CHARRON, Craig	C	72	24	41	65	42	9	1	3	4	1	209	-5
12	HOLLINGER, Terry	D	73	12	51	63	54	3	2	2	3	2	178	21
36	JACKSON, Dane	RW	78	24	34	58	111	13	0	2	3	0	175	4
23	VARADA, Vaclav	LW	53	23	25	48	81	3	1	3	4	1	180	8
37	BROWN, Curtis	LW	51	22	21	43	30	7	0	3	5	1	137	17
21	NICHOL, Scott	C	68	22	21	43	133	1	4	6	3	0	165	9
3	KLIMENTIEV, Sergei	D	77	14	28	42	114	4	2	2	1	2	213	7
15	WRIGHT, Shayne	D	80	7	30	37	124	4	0	1	0	1	110	20
11	RONAN, Ed	RW	47	13	21	34	62	6	1	2	3	1	126	9
27	FRAWLEY, Dan	RW	77	11	22	33	115	3	0	0	2	0	107	-1
18	MOORE, Barrie	LW	32	14	15	29	14	2	1	3	1	2	110	4
7	MILLAR, Craig	D	64	7	18	25	65	3	0	2	1	0	105	7
40	NDUR, Rumun	D	68	5	11	16	282	0	0	0	0	1	54	-5
44	WALTERS, Greg	LW	55	5	10	15	247	1	0	0	0	0	75	-3
24	PRIMEAU, Wayne	C	24	9	5	14	27	1	0	1	0	0	51	-3
22	HUDDY, Charlie	D	63	6	8	14	36	0	2	2	0	1	92	11
16	MOSER, Jay	RW	22	4	9	13	4	0	0	1	0	0	38	7
38	JOUBERT, Jacques	C	20	5	3	8	10	2	0	1	0	0	29	-9
2	McKEE, Jay	D	7	2	5	7	4	1	0	0	0	0	19	0
55	LAVIGNE, Eric	D	46	1	6	7	89	0	0	0	0	0	34	-1
20	DANIELS, Kimbi	C	6	1	3	4	2	1	0	1	0	0	9	-1
18	DUTIAUME, Mark	LW	6	1	1	2	0	1	0	0	0	0	2	-4
14	LILLEY, John	RW	1	0	2	2	15	0	0	0	0	0	2	1
33	RUSHFORTH, Paul	C	7	0	2	2	4	0	0	0	0	0	7	-1
19	SEITZ, Dave	C	13	0	2	2	4	0	0	0	0	0	10	-2
34	MEZIN, Andrei	G	7	0	1	1	0	0	0	0	0	0	0	0
7	FEASBY, Scott	D	1	0	0	0	2	0	0	0	0	0	0	-2
17	TARDIF, Marc	RW	1	0	0	0	0	0	0	0	0	0	0	0
69	SODERSTROM, Tommy	G	2	0	0	0	0	0	0	0	0	0	0	0
35	PERNO, Len	G	2	0	0	0	0	0	0	0	0	0	0	0
38	WALKER, Steve	LW	3	0	0	0	17	0	0	0	0	0	6	2
33	STEWART, Michael	D	4	0	0	0	0	0	0	0	0	0	3	-1
35	KUNTAR, Les	G	21	0	0	0	10	0	0	0	0	0	0	0
31	SHIELDS, Steve	G	23	0	0	0	10	0	0	0	0	0	2	0
30	DESCHENES, Frederic	G	38	0	0	0	0	0	0	0	0	0	0	0
	BENCH		80				16							
	TOTALS		80	298	500	798	2006	80	17	40	41	20	2702	

1996-97 Regular Season Goaltender Stats

No.	Goaltender	GP	Starts	MINS	GA	EN	SO	SVS	SVS%	AVG.	Record
35	PERNO, Len	2	0	37:31	1	0	0	7	0.875	1.60	0-0-0
31	SHIELDS, Steve	23	23	1331:09	60	3	1	634	0.914	2.70	14-6-2
30	DESCHENES, Frederic	38	32	1898:01	90	3	2	863	0.906	2.85	15-13-3
35	KUNTAR, Les	21	17	1052:10	60	0	0	475	0.888	3.42	6-8(1)-3
69	SODERSTROM, Tommy	2	2	120:00	8	0	0	49	0.86	4.00	2-0-0
34	MEZIN, Andrei	7	6	385:52	31	1	0	166	0.843	4.82	3-3-1
	TEAM TOTALS	80	80	4849:13	250	7	3	2194	0.895	3.18	40-30(1)-9

YEAR-BY-YEAR STATISTICS



1997-98 Regular Season Stats

No.	Player	POS	GP	G	A	PTS	PIM	PPG	SHG	GWG	GFG	UAG	SHT	+/-
5	CHARRON, Craig	C	75	25	53	78	51	8	4	2	3	2	226	11
14	VARADA, Vaclav	LW	45	30	26	56	74	14	2	2	8	4	160	20
10	METCALFE, Scott	LW	75	9	24	33	192	1	0	2	1	0	86	-2
27	FRAWLEY, Dan	RW	75	12	20	32	175	2	0	1	5	2	113	0
25	MENARD, Martin	C	47	18	13	31	30	1	1	2	3	4	107	-4
25	KING, Steven	RW	28	15	15	30	28	8	0	2	4	0	105	2
24	HOLLAND, Jason	D	9	0	4	4	10	0	0	0	0	0	29	5
	TOTALS		59	10	20	30	39	5	0	3	0	0	173	-7
2	HURLBUT, Mike	D	45	10	20	30	48	3	0	0	3	0	145	-2
19	DAVIDSON, Matt	RW	71	15	12	27	12	6	0	3	1	0	103	-18
22	TARDIF, Patrice	C	41	13	13	26	68	2	1	1	0	1	76	8
3	KLIMENTIEV, Sergei	D	57	4	22	26	94	2	0	0	1	0	126	-20
11	HAMEL, Denis	LW	73	10	15	25	98	4	1	2	2	0	123	-1
36	JACKSON, Dane	RW	28	10	13	23	44	4	1	1	3	1	55	1
17	RASMUSSEN, Erik	C	53	9	14	23	83	5	0	1	2	0	120	-11
21	NICHOL, Scott	C	35	13	7	20	113	0	1	3	3	1	84	-10
15	WRIGHT, Shayne	D	70	2	18	20	122	1	0	0	0	0	110	-5
7	MELANSON, Dean	D	73	7	9	16	228	0	0	3	2	3	116	1
16	MURRAY, Tim	D	26	3	13	16	18	1	0	0	0	0	44	6
18	CASSELMAN, Mike	LW	25	8	7	15	14	2	0	0	1	0	57	-2
40	NDUR, Rumun	D	50	1	12	13	207	0	1	0	0	0	27	8
4	GRAND-PIERRE, J.L.	D	75	4	6	10	211	1	0	0	1	0	82	-8
33	WOOD, Derek	C	31	3	7	10	75	0	0	1	0	0	60	1
16	HARDER, Mike	C	8	4	2	6	0	1	0	1	0	2	23	0
	TOTALS		11	6	2	8	2	1	0	2	0	2	29	3
8	McKEE, Jay	D	13	1	7	8	11	0	0	0	0	0	36	6
44	WALTERS, Greg	LW	33	4	3	7	81	0	0	0	0	0	29	-5
28	VANDERMEER, Peter	LW	30	4	2	6	140	0	0	2	1	1	31	1
29	RUCHTY, Matt	LW	6	2	3	5	23	0	0	0	0	0	14	-3
32	NEMETH, Tom	D	11	0	3	3	6	0	0	0	0	0	14	2
20	BEDNAR, Jared	D	19	0	2	2	49	0	0	0	0	0	18	5
12	SEITZ, Dave	C	4	1	0	1	0	0	0	1	0	1	4	2
18	DUTIAUME, Mark	LW	11	1	0	1	4	0	0	0	0	0	4	1
12	BURRIDGE, Randy	LW	6	0	1	1	19	0	0	0	0	1	20	0
1	BIRON, Martin	G	41	0	1	1	10	0	0	0	0	0	0	2
55	LAVIGNE, Eric	D	25	0	1	1	118	0	0	0	0	0	15	0
29	RODINE, Dmitri	D	1	0	1	1	0	0	0	0	0	0	2	-1
8	BIENVENUE, Daniel	LW	10	0	0	0	17	0	0	0	0	0	4	1
24	ZANUTTO, Mike	C	9	0	0	0	0	0	0	0	0	0	12	-5
26	WETHERILL, Darren	D	8	0	0	0	10	0	0	0	0	0	8	-1
28	REMACKEL, Chad	LW	4	0	0	0	0	0	0	0	0	0	0	-1
26	CANTU, Kris	LW	4	0	0	0	0	0	0	0	0	0	5	-1
32	KRALL, Justin	D	1	0	0	0	0	0	0	0	0	0	1	2
29	KENNY, Shane	D	1	0	0	0	0	0	0	0	0	0	1	-1
35	BALES, Mike	G	39	0	0	0	6	0	0	0	0	0	0	1
31	HILLEBRANDT, Jon	G	3	0	0	0	0	0	0	0	0	0	0	0
31	TREFILOV, Andrei	G	3	0	0	0	0	0	0	0	0	0	0	0
31	SHIELDS, Steve	G	1	0	0	0	0	0	0	0	0	0	0	0
31	FITZSIMMONS, Jason	G	1	0	0	0	0	0	0	0	0	0	0	0
	BENCH		80				22							
	TOTALS		80	238	369	607	2,522	67	12	30	44	22	2,396	

1997-98 Regular Season Goaltender Stats

No.	Goaltender	GP	Starts	MINS	GA	EN	SO	SVS	SVS%	AVG.	Record
31	FITZSIMMONS, Jason	1	0	6:24	0	0	0	4	1.000%	0	0-0-0
31	TREFILOV, Andrei	3	3	135:35	6	0	0	73	.913%	2.59	1-0-1
1	BIRON, Martin	41	35	2307:23	113	2	5	1,107	.907%	2.94	14-18-6
31	HILLEBRANDT, Jon	3	2	101:47	5	0	0	39	.886%	2.94	2-0-0
31	SHIELDS, Steve	1	1	59:08	3	1	0	23	.885%	3.05	0-1-0
35	BALES, Mike	39	39	2229:31	127	3	0	1,060	.893%	3.42	13-19-5
	TEAM TOTALS	80	80	4861:24	287	6	5	2,306	.899%	3.21	30-38-12

YEAR-BY-YEAR STATISTICS



1998-99 Regular Season Stats

No.	Player	POS	GP	G	A	PTS	PIM	PPG	SHG	GWG	GFG	UAG	SHT	+/-
39	PITTIS, Domenic	C	76	38	66	104	110	12	1	9	5	3	190	24
17	FISHER, Craig	C	70	29	52	81	28	19	0	6	4	1	169	15
16	HARDER, Mike	C	79	31	48	79	39	11	1	4	9	3	169	26
12	SYLVESTER, Dean	RW	76	35	30	65	46	13	0	10	4	1	214	22
2	HURLBUT, Mike	D	72	15	39	54	46	9	1	3	3	1	226	19
19	DAVIDSON, Matt	RW	80	26	15	41	42	1	2	6	5	1	131	27
7	MELANSON, Dean	D	79	7	27	34	192	2	0	0	2	3	171	30
11	HAMEL, Denis	LW	74	16	17	33	121	2	1	2	2	2	138	21
21	NICHOL, Scott	C	53	13	20	33	120	1	0	4	1	3	86	19
14	VAN OENE, Darren	LW	73	11	20	31	143	0	0	0	2	0	105	13
29	HOLLAND, Jason	D	74	4	25	29	36	3	0	0	1	1	107	30
22	SARICH, Cory	D	77	3	26	29	82	3	0	0	0	0	147	30
33	WALBY, Steffon	RW	48	15	13	28	52	7	0	2	3	0	89	-2
15	CUNNEYWORTH, Randy	LW	52	10	18	28	55	1	2	2	4	0	86	19
27	RASMUSSEN, Erik	C	37	12	14	26	47	4	0	1	3	0	92	12
26	BOIKOV, Alexandre	D	13	0	1	1	15	0	0	0	0	0	11	1
	TOTALS		68	5	14	19	131	0	0	0	1	0	99	22
32	WALTERS, Greg	LW	56	6	8	14	200	2	0	0	2	0	37	16
41	METHOT, Francois	C	58	5	8	13	8	2	0	2	0	0	45	4
3	TEZIKOV, Alexei	D	31	3	7	10	41	3	0	0	0	0	32	15
4	GRAND-PIERRE, J.L.	D	56	5	4	9	90	1	0	1	0	2	53	10
5	KENNY, Shane	D	23	2	1	3	25	0	0	0	1	0	18	2
23	MANSOFF, Jason	D	26	0	3	3	14	0	0	0	0	0	18	6
43	BIRON, Martin	G	52	0	3	3	22	0	0	0	0	0	0	0
28	DUPUIS, Marc	D	11	0	2	2	2	0	0	0	0	0	8	4
18	VANDERMEER, Peter	LW	2	1	0	1	16	0	0	0	0	0	1	1
10	KALININ, Dmitri	D	3	0	1	1	14	0	0	0	0	0	4	2
44	NORDSTROM, Carlin	RW	11	0	0	0	29	0	0	0	0	0	1	0
33	WOOD, Derek	C	3	0	0	0	0	0	0	0	0	0	5	0
36	DUTIAUME, Mark	LW	3	0	0	0	0	0	0	0	0	0	1	0
23	HYNNE, Chris	D	1	0	0	0	0	0	0	0	0	0	0	0
25	DRAPER, Tom	G	26	0	0	0	0	0	0	0	0	0	0	0
30	ROLOSON, Dwayne	G	2	0	0	0	0	0	0	0	0	0	0	0
	BENCH		80				26							
	TOTALS		80	287	468	755	1663	96	8	52	51	21	2342	

1998-99 Regular Season Goaltender Stats

No.	Goaltender	GP	Starts	MINS	GA	EN	SO	SVS	SVS%	AVG.	Record
43	BIRON, Martin	52	52	3129:42	108	1	6	1,424	.930%	2.07	36-13-3
30	ROLOSON, Dwayne	2	2	120:00	4	0	0	47	.922%	2	2-0-0
25	DRAPER, Tom	26	26	1567:52	60	3	0	728	.924%	2.3	14-9-3
	TEAM TOTALS	80	80	4833:58	172	4	6	2199	.926%	2.19	52-22-6

YEAR-BY-YEAR STATISTICS



1999-2000 Regular Season Stats

No.	Player	POS	GP	G	A	PTS	PIM	PPG	SHG	GWG	GFG	UAG	SHT	+/-
39	PITTIS, Domenic	C	53	17	48	65	85	10	0	4	3	0	159	9
11	HAMEL, Denis	LW	76	34	24	58	122	9	2	6	2	4	222	8
27	CIPOLLA, Jason	C	73	23	34	57	77	6	2	3	4	0	175	-5
12	TAYLOR, Chris	C	49	21	28	49	21	13	1	3	6	2	133	11
16	ADDUONO, Jeremy	C	51	23	22	45	20	9	0	8	3	0	99	18
2	HURLBUT, Mike	D	74	10	29	39	83	8	0	1	3	0	213	6
14	VanOENE, Darren	LW	80	20	18	38	153	4	0	3	1	0	120	18
40	METHOT, Francois	C	80	14	18	32	20	3	0	5	3	1	125	-13
19	DAVIDSON, Matt	RW	80	12	20	32	30	1	2	3	1	2	148	4
44	CAMPBELL, Brian	D	67	2	24	26	22	1	0	0	1	0	13	-4
15	CUNNEYWORTH, Randy	LW	52	8	16	24	81	1	1	2	1	3	91	0
33	HOUDA, Doug	D	79	7	17	24	175	1	1	0	0	0	111	14
17	FISHER, Craig	C	17	15	8	23	8	7	0	0	5	2	58	6
10	KALININ, Dmitri	D	75	2	19	21	52	0	0	1	0	0	106	15
21	NICHOL, Scott	C	37	7	11	18	141	0	0	0	1	0	63	2
23	AFINOGENOV, Maxim	RW	15	6	12	18	8	0	0	2	2	1	60	5
29	HOLLAND, Jason	D	54	3	15	18	24	0	0	2	1	0	86	11
24	DUMONT, J.P.	RW	13	7	10	17	18	3	0	1	1	1	66	5
36	JACKSON, Dane	RW	21	6	9	15	8	3	0	0	2	0	37	0
34	GRAND-PIERRE, Jean-Luc	D	62	5	8	13	124	0	0	1	2	2	84	5
20	MURPHY, Joe	RW	32	0	6	6	8	0	0	0	0	0	28	0
22	SARICH, Cory	D	15	0	6	6	44	0	0	0	0	0	24	7
26	BOULTON, Eric	LW	76	2	2	4	276	0	0	0	0	0	45	-3
35	NORONEN, Mika	G	54	0	3	3	4	0	0	0	0	0	0	0
3	TRAYNOR, Paul	D	41	0	2	2	34	0	0	0	0	0	26	-10
7	MOUGENEL, Ryan	C	20	1	0	1	2	0	0	0	0	0	14	-1
25	PALMER, Chris	C	3	1	0	1	4	1	0	0	0	0	4	0
25	ALDOUS, Chris	D	4	1	0	1	0	0	0	1	0	0	4	1
28	DUPUIS, Marc	D	5	0	1	1	12	0	0	0	0	0	3	2
31	DAUBENSPECK, Kirk	G	21	0	1	1	2	0	0	0	0	0	0	0
28	PERRAULT, Kelly	D	5	0	0	0	2	0	0	0	0	0	3	2
5	RICCI, Scott	D	4	0	0	0	0	0	0	0	0	0	1	-2
28	BUCKLEY, Tom	C	3	0	0	0	0	0	0	0	0	0	0	0
5	NICHOLISHEN, Mike	D	3	0	0	0	4	0	0	0	0	0	0	0
18	GRENVILLE, Chris	RW	3	0	0	0	2	0	0	0	0	0	0	0
41	THOMAS, Kahlil	C	2	0	0	0	0	0	0	0	0	0	4	-1
32	PAYETTE, Andre	LW	2	0	0	0	0	0	0	0	0	0	0	-1
25	CALDER, Adam	C	2	0	0	0	2	0	0	0	0	0	0	0
24	KIRTON, Scott	RW	2	0	0	0	0	0	0	0	0	0	0	0
28	WHITCOTTON, Dustin	C	1	0	0	0	0	0	0	0	0	0	0	0
20	DUTIAUME, Mark	LW	1	0	0	0	0	0	0	0	0	0	0	0
18	DEL MONTE, Dion	C	1	0	0	0	0	0	0	0	0	0	1	0
32	LUCIUK, Andrew	LW	1	0	0	0	0	0	0	0	0	0	0	0
43	BIRON, Martin	G	6	0	0	0	8	0	0	0	0	0	0	0
1	LORENZ, Danny	G	4	0	0	0	0	0	0	0	0	0	0	0
	BENCH		80				30							
	TOTALS		80	247	411	658	1710	80	9	46	43	18	2426	

1999-2000 Regular Season Goaltender Stats

No.	Goaltender	GP	Starts	MINS	GA	EN	SO	SVS	SVS%	AVG.	Record
43	BIRON, Martin	6	6	343:53	12	0	1	146	.924%	2.09	6-0-0
35	NORONEN, Mika	54	52	3089:10	112	5	6	1296	.920%	2.18	33-12(1)-4
31	DAUBENSPECK, Kirk	22	19	1235:06	53	4	1	553	.913%	2.58	7-8(2)-4
1	LORENZ, Danny	4	3	167:53	15	0	0	82	.845%	5.36	0-2-1
	TEAM TOTALS	80		4736:33	192	9	8	2040	.910%	2.55	46-22(3)-9



2000-01 Regular Season Stats

No.	Player	POS	GP	G	A	PTS	+/-	PIM	PP	SH	GW	GT	FG	OT	UG	Shots	PCT
40	Methot, Francois	C	79	22	33	55	17	35	7	1	4	0	3	0	1	161	13.7
16	Adduono, Jeremy	LW	76	24	30	54	0	53	5	2	3	0	5	1	1	177	13.6
5	Charron, Craig	C	73	18	32	50	-6	53	10	1	2	0	1	0	2	156	11.5
19	Milley, Norm	RW	77	20	27	47	6	56	5	2	4	0	7	0	4	194	10.3
12	Taylor, Chris	C	45	20	24	44	0	25	10	3	6	0	1	0	0	119	16.8
27	Cipolla, Jason	C	72	12	25	37	11	61	4	0	3	0	4	0	0	113	10.6
7	Murphy, Joe	RW	74	20	15	35	10	43	2	1	4	0	1	0	0	121	16.5
44	Campbell, Brian	D	65	7	25	32	6	24	3	2	1	0	1	0	0	152	4.6
2	Hurlbut, Mike	D	53	6	26	32	4	36	4	0	1	0	1	0	0	153	3.9
36	Jackson, Dane	RW	69	16	12	28	-8	104	8	1	2	0	1	0	0	108	14.8
28	Hancock, Quinn	C	57	9	19	28	21	29	0	1	5	0	2	0	0	103	8.7
33	Houda, Doug	D	43	6	20	26	11	106	3	0	2	0	0	0	0	76	7.9
25	Nelson, Todd	D	74	6	20	26	9	32	3	0	1	0	3	1	0	110	5.5
29	Holland, Jason	D	63	4	19	23	4	45	0	0	1	0	1	0	2	132	3.0
14	VanOene, Darren	LW	64	10	12	22	13	147	2	0	2	0	3	0	0	87	11.5
17	Mader, Mike	RW	60	7	7	14	3	103	0	0	1	0	1	0	0	85	8.2
34	Lakovic, Sasha	RW	51	3	9	12	4	161	0	0	0	0	1	0	1	66	4.5
8	Traynor, Paul	D	67	1	8	9	25	36	0	0	0	0	0	0	0	81	1.2
24	Kristek, Jaroslav	RW	35	5	3	8	-2	20	0	0	2	0	1	0	0	52	9.6
22	Bolibruck, Kevin	D	76	2	5	7	-3	52	1	0	1	0	0	0	0	69	2.9
23	Brunel, Craig	RW	37	3	2	5	1	96	0	0	0	0	2	0	0	17	17.6
3	Brindley, Ryan	D	22	2	3	5	5	26	1	0	0	0	0	0	0	34	5.9
32	Peters, Andrew	LW	49	0	4	4	-2	118	0	0	0	0	0	0	0	13	0.0
11	Bartovic, Milan	RW	2	1	1	2	0	0	1	0	1	0	0	0	0	3	33.3
35	Noronen, Mika	G	47	0	2	2	0	28	0	0	0	0	0	0	0	1	0.0
4	Busenburg, Marc	D	12	0	1	1	2	2	0	0	0	0	0	0	0	12	0.0
31	Askey, Tom	G	29	0	1	1	0	4	0	0	0	0	0	0	0	0	0.0
20	Irving, Joel	RW	1	0	0	0	0	10	0	0	0	0	0	0	0	0	0.0
37	Daubenspeck, Kirk	G	1	0	0	0	0	0	0	0	0	0	0	0	0	0	0.0
1	Skudra, Peter	G	2	0	0	0	0	0	0	0	0	0	0	0	0	0	0.0
18	Kudelka, David	D	3	0	0	0	-2	10	0	0	0	0	0	0	0	1	0.0
43	Biron, Martin	G	4	0	0	0	0	2	0	0	0	0	0	0	0	0	0.0
	BENCH		80			44											
	TOTALS		80	224	385	609		1561	69	14	46	0	39	2	11	2396	9.3
	OPPONENT TOTALS		80	192	299	491		1709	67	9	25	9	41	3	20	2072	9.3

2000-01 Regular Season Goaltender Stats

No.	Goaltender	GP	MIN	AVG	W	L	T	EN	SO	GA	Saves	SPCT
43	Biron, Martin	4	238:54	1.00	3	1	0	0	1	4	84	0.955
35	Noronen, Mika	47	2752:33	2.18	26	15	5	3	4	100	1043	0.913
1	Skudra, Peter	2	120:00	2.50	2	0	0	0	0	5	53	0.914
31	Askey, Tom	29	1670:39	2.55	15	8	4	3	1	71	680	0.905
37	Daubenspeck, Kirk	1	60:00	6.00	0	1	0	0	0	6	20	0.769
	TEAM TOTALS	80	4855:02	2.37	46	25	9	6	6	192	1880	0.907

YEAR-BY-YEAR STATISTICS



2001-02 Regular Season Stats

No.	Player	POS	GP	G	A	PTS	+/-	PIM	PP	SH	GW	GT	FG	OT	UG	Shots	PCT
12	Taylor, Chris	C	77	21	45	66	-1	66	7	1	2	0	4	0	3	205	10.2
26	Matte, Christian	RW	72	22	29	51	5	48	5	1	4	0	7	1	1	190	11.6
24	Kotalik, Ales	RW	68	18	25	43	-2	55	5	0	1	3	2	0	1	187	9.6
19	Milley, Norm	RW	74	20	18	38	11	20	5	1	2	1	6	0	1	195	10.3
44	Campbell, Brian	D	45	2	35	37	9	13	1	0	0	0	0	0	0	115	1.7
16	Adduono, Jeremy	LW	79	15	20	35	10	38	0	3	3	0	2	1	2	157	9.6
40	Methot, Francois	C	59	17	17	34	9	28	4	0	2	1	2	1	1	111	15.3
33	Houda, Doug	D	64	6	22	28	9	170	3	1	1	0	0	0	1	111	5.4
10	Bartovic, Milan	LW	73	15	11	26	10	56	0	3	3	0	2	1	2	168	8.9
5	Charron, Craig	C	43	12	12	24	5	24	3	2	2	1	4	1	1	93	12.9
3	Janik, Doug	D	80	6	17	23	10	100	1	0	2	0	1	0	1	97	6.2
21	Tallinder, Henrik	D	73	6	14	20	11	26	1	0	2	1	0	2	1	93	6.5
17	Larocque, Mario	D	75	8	7	15	5	219	1	0	1	0	2	0	0	59	13.6
14	VanOene, Darren	LW	51	8	6	14	-5	73	2	0	1	0	2	0	1	62	12.9
4	Fitzpatrick, Rory	D	60	4	8	12	12	83	1	0	1	0	0	0	0	89	4.5
2	Hurlbut, Mike	D	44	3	9	12	-1	44	1	0	1	0	1	0	0	64	4.7
11	Pyatt, Taylor	LW	27	6	4	10	-2	36	0	0	3	0	2	1	1	66	9.1
7	Kristek, Jaroslav	RW	43	3	6	9	0	20	0	0	1	0	0	0	0	63	4.8
25	Colley, Kevin	C	25	3	4	7	3	70	0	0	0	0	1	0	0	32	9.4
	(TOTALS)	C	29	3	5	8	1	97	0	0	0	0	1	0	0	32	9.4
38	Peters, Andrew	LW	67	4	1	5	-2	388	0	0	0	0	1	0	0	27	14.8
32	Peters, Geoff	C	10	1	4	5	-1	18	0	0	0	0	0	0	0	16	6.3
8	Theoret, Luc	D	25	1	4	5	2	17	0	0	0	0	0	0	0	21	4.8
20	Clapton, Marty	RW	12	2	2	4	4	4	0	0	0	0	1	0	0	15	13.3
22	Shmyr, Ryan	LW	34	1	2	3	3	170	0	0	0	0	0	0	0	8	12.5
39	Mosovsky, Karel	RW	5	1	1	2	0	0	0	0	0	0	1	0	0	4	25.0
18	Busenburg, Marc	D	21	0	2	2	-2	4	0	0	0	0	0	0	0	18	0.0
32	Lacroix, Daniel	LW	2	1	0	1	0	18	0	0	0	0	0	0	0	5	20.0
31	Askey, Tom	G	34	0	1	1	0	12	0	0	0	0	0	0	0	0	0.0
35	Noronen, Mika	G	45	0	1	1	0	8	0	0	0	0	0	0	0	0	0.0
22	Wheaton, Chris	LW	1	0	0	0	0	0	0	0	0	0	0	0	0	0	0.0
1	Lehman, Jody	G	1	0	0	0	0	0	0	0	0	0	0	0	0	0	0.0
23	Chiasson, Dominic	LW	1	0	0	0	1	0	0	0	0	0	0	0	0	0	0.0
30	Leslie, Lance	G	1	0	0	0	0	0	0	0	0	0	0	0	0	0	0.0
27	Parillo, Nick	F	2	0	0	0	-1	4	0	0	0	0	0	0	0	1	0.0
20	Stachniak, Pat	D	2	0	0	0	0	0	0	0	0	0	0	0	0	0	0.0
28	MacIver, Doug	D	2	0	0	0	0	0	0	0	0	0	0	0	0	0	0.0
20	Brindley, Ryan	D	2	0	0	0	-2	2	0	0	0	0	0	0	0	5	0.0
20	Calder, Adam	LW	3	0	0	0	0	0	0	0	0	0	0	0	0	2	0.0
32	Williamson, Brad	D	3	0	0	0	0	6	0	0	0	0	0	0	0	2	0.0
25	Schneider, Eric	F	3	0	0	0	-1	0	0	0	0	0	0	0	0	3	0.0
23	Gustavson, Ben	LW	3	0	0	0	-1	0	0	0	0	0	0	0	0	5	0.0
25	Littlejohn, Frank	RW	5	0	0	0	-1	10	0	0	0	0	0	0	0	1	0.0
34	Wilchynski, Chad	D	6	0	0	0	-1	2	0	0	0	0	0	0	0	6	0.0
29	Irving, Joel	RW	17	0	0	0	0	12	0	0	0	0	0	0	0	11	0.0
	BENCH		80					32									
	TOTALS		80	206	327	533		1896	40	12	32	7	41	8	17	2307	8.9
	OPPONENT TOTALS	80	211	347	558		1904	69	12	33	8	39	3	15	2132	9.9	

2001-02 Regular Season Goaltender Stats

No.	Goaltender	GP	MIN	AVG	W	L	T	EN	SO	GA	Saves	SPCT
35	Noronen, Mika	45	2763:40	2.50	16	17	12	4	3	115	1102	0.906
31	Askey, Tom	34	2048:10	2.52	16	15	3	1	3	86	786	0.901
30	Leslie, Lance	1	58:49	3.06	0	1	0	0	0	3	25	0.893
1	Lehman, Jody	1	20:00	6.00	0	0	0	0	0	2	8	0.800
	TEAM TOTALS	80	4909:10	2.58	32	33	15	5	6	211	1921	0.901
	OPPONENT TOTALS	80	4909:10	2.52	33	32	15	13	3	206	2101	0.911



2002-03 Regular Season Stats

No.	Player	POS	GP	G	A	PTS	+/-	PIM	PP	SH	GW	GT	FG	OT	UG	Shots	PCT
12	Taylor, Chris	C	61	12	55	67	-5	44	5	1	1	0	4	0	1	195	6.2
18	Botterill, Jason	LW	64	37	22	59	0	105	13	2	2	4	9	0	2	208	17.8
40	Methot, Francois	C	58	19	34	53	-5	22	7	0	2	1	3	1	2	128	14.8
14	Gaustad, Paul	C	80	14	39	53	2	137	4	3	1	0	1	0	1	151	9.3
19	Milley, Norm	RW	67	16	32	48	7	39	7	0	2	1	5	0	0	185	8.6
11	Hamel, Denis	LW	48	27	20	47	15	64	7	4	3	0	2	0	2	191	14.1
15	Pominville, Jason	RW	73	13	21	34	5	16	3	0	2	0	3	0	0	138	9.4
29	Kristek, Jaroslav	RW	47	15	17	32	3	24	5	0	2	2	3	0	0	98	15.3
22	Ratchuk, Peter	D	70	11	21	32	0	64	3	0	1	1	4	0	1	188	5.9
10	Bartovic, Milan	LW	74	18	10	28	-6	84	2	0	5	0	0	2	1	161	11.2
33	Houda, Doug	D	77	3	22	25	17	191	1	0	1	0	1	1	0	98	3.1
2	Hecl, Radoslav	D	58	6	14	20	7	41	2	0	1	0	0	1	0	98	6.1
4	Fitzpatrick, Rory	D	41	5	11	16	-2	65	2	0	1	1	1	0	0	92	5.4
3	Janik, Doug	D	75	3	13	16	-11	120	1	0	1	0	0	0	0	73	4.1
20	Bolibruck, Kevin	D	43	3	11	14	3	31	0	0	2	0	1	0	0	56	5.4
	(TOTALS)	D	63	3	11	14	7	53	0	0	2	0	1	0	0	77	3.9
27	Nelson, Riley	RW	28	4	7	11	1	4	1	1	2	0	0	0	0	48	8.3
25	Novotny, Jiri	C	43	2	9	11	-12	14	0	0	0	0	0	0	0	38	5.3
17	Mosovsky, Karel	RW	62	5	4	9	-14	75	1	0	1	0	2	0	0	61	8.2
34	O'Connell, Tim	D	24	1	3	4	1	17	0	0	0	0	0	0	0	38	2.6
38	Peters, Andrew	LW	57	3	0	3	-16	223	0	0	0	0	1	0	0	26	11.5
32	Jelenic, Lee	LW	17	1	2	3	2	11	0	0	1	0	0	0	0	14	7.1
16	Ritson, Joe	RW	17	1	1	2	-8	29	0	0	0	0	0	0	0	13	7.7
24	Kotalik, Ales	RW	8	0	2	2	-5	4	0	0	0	0	0	0	0	26	0.0
7	Jorde, Ryan	D	70	0	2	2	-16	136	0	0	0	0	0	0	0	28	0.0
28	Bilotto, Nic	D	10	0	0	0	-1	10	0	0	0	0	0	0	0	12	0.0
	(TOTALS)	D	16	1	0	1	-4	14	1	0	0	0	0	0	0	23	4.3
28	Schmidt, Doug	D	3	0	1	1	4	2	0	0	0	0	0	0	0	5	0.0
	(TOTALS)	D	4	0	1	1	3	4	0	0	0	0	0	0	0	5	0.0
34	Robinson, Jody	D	9	0	1	1	4	8	0	0	0	0	0	0	0	3	0.0
23	McMorrow, Sean	RW	64	0	1	1	-3	315	0	0	0	0	0	0	0	11	0.0
8	Kalinin, Dmitri	D	1	0	0	0	0	0	0	0	0	0	0	0	0	3	0.0
44	Henley, Brent	D	1	0	0	0	-1	0	0	0	0	0	0	0	0	0	0.0
	(TOTALS)	D	4	0	0	0	-1	11	0	0	0	0	0	0	0	0	0.0
31	Askey, Tom	G	16	0	0	0	0	10	0	0	0	0	0	0	0	0	0.0
35	Noronen, Mika	G	19	0	0	0	0	6	0	0	0	0	0	0	0	0	0.0
30	Miller, Ryan	G	47	0	0	0	0	6	0	0	0	0	0	0	0	0	0.0
	BENCH		80					50									
	TOTALS		80	219	375	594		1967	64	11	31	10	40	5	10	2386	9.2
	OPPONENT TOTALS		80	221	363	584		1929	60	21	35	4	40	5	17	2401	9.2

2002-03 Regular Season Goaltender Stats

No.	Goaltender	GP	MIN	AVG	W	L	T	EN	SO	GA	Saves	SPCT
30	Miller, Ryan	47	2816:40	2.34	23	18	5	5	2	110	1266	0.920
35	Noronen, Mika	19	1168:39	2.82	5	9	5	0	2	55	513	0.903
31	Askey, Tom	16	895:28	3.28	3	8	4	2	0	49	401	0.891
	TEAM TOTALS	80	4895:59	2.71	31	35	14	7	4	221	2180	0.908



2003-04 Regular Season Stats

#	PLAYER	POS	GP	G	A	PTS	+/-	PIM	PPG	SHG	GWG	FG	SHOTS	SPCT
39	Pittis, Domenic	C	75	20	57	77	+10	137	8	2	3	3	219	.091
15	Pominville, Jason	RW	66	34	30	64	-1	30	22	0	4	8	227	.150
42	Cullen, David	D	75	12	35	47	-15	26	9	0	1	1	176	.068
19	Milley, Norm	RW	77	18	19	37	+2	60	2	0	3	2	175	.103
18	Botterill, Jason	LW	46	16	17	33	-1	68	5	1	2	4	138	.116
14	Gaustad, Paul	C	78	9	22	31	-9	169	6	1	3	4	175	.051
10	Bartovic, Milan	LW	52	18	11	29	+1	52	4	1	5	5	139	.129
43	Dawe, Jason	RW	41	9	20	29	-9	23	4	0	3	1	78	.115
12	Taylor, Chris	C	24	9	18	27	0	20	4	1	2	0	63	.143
21	Roy, Derek	C	26	10	16	26	+6	20	2	0	1	3	67	.149
16	Thorburn, Chris	RW	58	6	16	22	0	77	2	0	2	1	124	.048
20	Lingren, Steve	D	69	4	13	17	+7	127	2	0	1	1	101	.040
3	Janik, Doug	D	74	2	14	16	-6	109	0	0	0	0	105	.019
25	Novotny, Jiri	C	48	1	14	15	-14	16	0	0	0	0	50	.020
5	Mrozik, Rick	D	72	4	10	14	+6	47	1	0	1	1	126	.032
27	Ryan, Michael	LW	45	3	9	12	-4	31	0	0	0	1	79	.038
11	Peters, Geoff	C	46	7	4	11	+1	109	0	0	2	2	78	.090
22	Chapman, Brian	D	75	5	5	10	+9	71	0	0	0	1	65	.077
29	Paetsch, Nathan	D	54	5	5	10	+2	49	0	1	2	1	71	.070
2	Ricci, Scott	D	75	3	7	10	+4	26	0	0	1	0	68	.044
17	Mosovsky, Karel	RW	46	5	1	6	-5	52	0	1	1	0	40	.125
24	Gardiner, Pete	RW	18	3	2	5	+1	19	0	0	0	0	10	.300
28	Hutchins, Jeff	LW	22	1	4	5	-1	72	0	0	0	0	26	.038
	(TOTALS)	LW	24	1	4	5	-2	74	0	0	0	0	28	.036
24	Smith, Don	C	11	2	2	4	+1	21	0	1	0	0	20	.100
4	Delmore, Andy	D	8	0	2	2	-3	2	0	0	0	0	18	.000
26	Paolini, Sam	LW	4	1	0	1	0	2	0	0	0	0	2	.500
30	Miller, Ryan	G	60	0	1	1	0	2	0	0	0	0	0	.000
7	Jorde, Ryan	D	18	0	1	1	-2	30	0	0	0	0	4	.000
23	McMorrow, Sean	RW	57	0	0	0	-6	287	0	0	0	0	14	.000
35	Askey, Tom	G	21	0	0	0	0	0	0	0	0	0	0	.000
31	Gardner, Greg	G	0	0	0	0	0	0	0	0	0	0	0	.000
	TOTALS		80	207	355	562	-	1776	71	9	37	39	2458	.084

2003-04 Regular Season Goaltender Stats

No.	Goaltender	GP	MIN	W	L	T	SO	GA	GAA	SAVES	SPCT
30	Miller, Ryan	60	3579:11	27	25	7	5	132	2.21	1628	.925
35	Askey, Tom	21	1272:46	10	8	3	1	48	2.26	545	.919
31	Gardner, Greg	0	0:00	0	0	0	0	0	.00	0	.000
	TOTALS	80	-	37	33	10	6	188	2.35	2173	.920

YEAR-BY-YEAR STATISTICS



2004-05 Regular Season Stats

No.	Player	POS	GP	G	A	PTS	+/-	PIM	PPG	SHG	GWG	FG	OTG	UAG	ENG	SHOG	SHOA	SHO%	Shots	SPCT
12	Taylor, Chris	C	79	21	58	79	+2	50	10	2	2	5	0	2	0	0	3	.000	186	.113
26	Vanek, Thomas	LW	74	42	26	68	-3	62	25	0	6	6	1	2	0	5	10	.500	271	.155
15	Pominville, Jason	RW	78	30	38	68	+1	43	11	0	7	5	1	1	2	5	13	.385	266	.113
21	Roy, Derek	C	67	16	45	61	-4	60	7	0	6	4	1	1	0	4	11	.364	151	.106
14	Gaustad, Paul	C	76	18	25	43	+2	192	7	0	5	5	0	4	0	1	2	.500	141	.128
19	Milley, Norm	RW	72	12	21	33	+1	46	1	0	2	2	0	0	0	2	5	.400	140	.086
40	Paille, Daniel	LW	79	14	15	29	+4	54	0	3	3	2	0	2	1	0	0	.000	111	.126
34	Jillson, Jeff	D	78	12	17	29	+6	46	8	0	4	6	0	1	0	0	0	.000	160	.075
16	Thorburn, Chris	RW	73	12	17	29	+10	185	0	0	1	0	0	0	2	0	0	.000	116	.103
10	Bartovic, Milan	LW	69	10	18	28	+8	83	1	1	4	2	0	2	0	1	6	.167	190	.053
25	Novotny, Jiri	C	61	5	20	25	+8	36	1	0	1	1	0	0	1	0	4	.000	62	.081
4	Paetsch, Nathan	D	80	4	19	23	+15	150	1	0	0	3	0	0	0	0	1	.000	96	.042
17	Ryan, Michael	LW	59	11	11	22	+4	20	2	0	0	1	0	0	1	0	1	.000	129	.085
42	Cullen, David	D	43	2	19	21	-11	25	1	0	2	0	1	0	0	0	0	.000	70	.029
27	Smith, Brandon	D	67	4	14	18	-1	32	1	0	0	0	0	1	0	0	0	.000	124	.032
11	Peters, Geoff	C	57	9	8	17	+4	125	0	1	1	4	0	0	0	0	0	.000	95	.095
3	Janik, Doug	D	76	2	10	12	+18	196	0	0	0	0	0	0	0	0	0	.000	101	.020
18	Botterill, Jason	LW	8	6	2	8	-4	9	4	0	1	1	0	0	0	0	0	.000	24	.250
23	McMorrow, Sean	RW	59	3	3	6	0	288	0	0	0	2	0	1	0	0	0	.000	24	.136
20	Lingren, Steve	D	52	1	4	5	+5	74	0	0	0	1	0	0	0	0	0	.000	47	.021
5	Jorde, Ryan	D	36	1	3	4	-2	52	0	0	0	0	0	1	0	0	0	.000	17	.059
24	Paolini, Sam	LW	5	0	0	0	-2	4	0	0	0	0	0	0	0	0	0	.000	6	.000
	(TOTALS)		11	0	3	3	-6	4	0	0	0	0	0	0	0	0	0	.000	10	.000
8	Fitzpatrick, Rory	D	20	1	1	2	-8	18	0	1	0	0	0	0	0	0	0	.000	24	.042
5	Dufresne, Sylvain	D	29	0	2	2	+6	15	0	0	0	0	0	0	0	0	0	.000	26	.000
32	Iggulden, Mike	C	6	1	0	1	-1	7	0	0	0	0	0	0	0	0	0	.000	6	.167
28	Hutchins, Jeff	LW	3	1	0	1	-1	0	0	0	1	0	0	0	0	0	0	.000	2	.500
35	Askey, Tom	G	20	0	1	1	0	4	0	0	0	0	0	0	0	0	0	.000	0	.000
22	Rohloff, Todd	D	12	0	1	1	-7	4	0	0	0	0	0	0	0	0	0	.000	19	.000
30	Miller, Ryan	G	63	0	0	0	0	12	0	0	0	0	0	0	0	0	0	.000	0	.000
29	Kinnie, Mike	RW	6	0	0	0	0	0	0	0	0	0	0	0	0	0	1	.000	10	.000
28	Bennett, Ryan	LW	6	0	0	0	0	7	0	0	0	0	0	0	0	0	0	.000	7	.000
29	Hildenbrand, Steve	C	3	0	0	0	0	2	0	0	0	0	0	0	0	0	0	.000	2	.000
24	Sheppard, Scott	RW	2	0	0	0	-1	0	0	0	0	0	0	0	0	0	0	.000	0	.000
22	Trovato, Peter	LW	1	0	0	0	-1	0	0	0	0	0	0	0	0	0	0	.000	0	.000
41	Ehgoetz, Barret	C	1	0	0	0	0	0	0	0	0	0	0	0	0	0	0	.000	0	.000
	TOTALS		80	243	398	641	-	1,923	80	8	51	50	9	23	7	18	57	.316	2,626	.093

2004-05 Regular Season Goaltender Stats

No.	Goaltender	GP	MIN	W	L	SOL	SO	GA	GAA	SHOW	SHO	SHOGA	SHOAA	SAVES	SPCT
30	Miller, Ryan	63	3740:57	41	17	4	8	153	2.45	5	9	15	49	1814	.922
35	Askey, Tom	20	1118:15	10	6	2	1	46	2.47	0	2	5	8	513	.918
	TOTALS	80	-	51	23	6	9	208	2.60	5	11	20	57	2,327	.918



2005-06 Regular Season Stats

#	PLAYER	POS	GP	G	A	PTS	+/-	PIM	PPG	SHG	GW	OTG	SOG	SPCT
25	Jiri Novotny	C	66	17	37	54	+2	40	10	0	2	0	137	12.4
41	Clarke MacArthur*	LW	69	21	32	53	-1	71	8	1	4	0	128	16.4
16	Chris Thorburn	RW	77	23	27	50	-1	134	11	0	2	1	207	11.1
4	Nahan Paetsch	D	72	11	39	50	+3	90	7	0	1	0	202	5.4
26	Mark Mancari*	RW	71	18	24	42	-1	80	6	0	2	0	169	10.6
17	Michael Ryan	LW	56	14	23	37	-6	75	5	2	0	0	182	7.7
12	Chris Taylor	C	32	11	26	37	-3	34	5	0	1	0	89	12.4
42	David Cullen	D	68	5	28	33	+4	72	4	0	1	0	134	3.7
28	Kamil Kreps	C	61	13	19	32	-13	20	1	0	2	0	114	11.4
2	Jeff Jillson	D	73	10	20	30	-2	94	7	0	3	0	141	7.1
10	Stefan Meyer*	C/LW	68	12	16	28	+2	139	2	2	3	0	73	16.4
20	Daniel Paille	LW	45	14	13	27	+7	29	4	3	1	0	91	15.4
19	Matt Hendricks*	C	56	13	14	27	+6	84	2	1	4	0	110	11.8
15	Jason Pominville	RW	18	19	7	26	+2	11	9	1	1	0	78	24.4
3	Doug Janik	D	71	5	19	24	+8	161	2	1	0	0	120	4.2
21	Derek Roy	C	8	7	13	20	-4	10	7	0	1	0	33	21.2
7	Drew Larman*	C	44	7	8	15	+4	24	1	1	0	0	49	14.3
18	Rob Globke	RW	52	6	9	15	-13	52	1	0	1	0	83	7.2
27	Brandon Smith	D	39	4	10	14	-1	39	0	0	0	0	65	6.2
32	Scott Sheppard	RW	21	5	7	12	-1	10	3	0	0	0	35	14.3
22	Greg Jacina	RW	35	7	4	11	+1	152	0	1	0	0	87	8.0
5	Sylvain Dufresne	D	61	2	7	9	-6	78	0	0	0	0	48	4.2
33	Dan Focht	D	54	2	5	7	-12	146	0	0	0	0	44	4.5
11	Gregory Campbell	LW	11	3	3	6	+1	30	0	1	0	0	23	13.0
24	Anthony Stewart*	RW	4	2	3	5	0	0	0	0	1	0	12	16.7
11	Sam Paolini	RW	14	1	2	3	0	27	0	0	1	0	21	4.8
8	Martin Lojek*	D	15	1	1	2	-3	16	0	1	0	0	7	14.3
14	Dustin Johner	C	21	1	1	2	-4	10	0	0	0	0	22	4.5
	Rochester		16	1	1	2	-2	8	0	0	0	0	18	5.6
	Omaha		5	0	0	0	-2	2	0	0	0	0	4	0.0
23	Sean McMorrow	RW	40	1	1	2	-5	130	1	0	0	0	9	11.1
38	Martin Tuma*	D	12	0	2	2	-3	38	0	0	0	0	17	0.0
34	Dominic Noel*	C	5	0	1	1	0	4	0	0	0	0	12	0.0
14	Ken Magowan	LW	6	0	1	1	+1	0	0	0	0	0	5	0.0
	Philadelphia		4	0	0	0	+1	0	0	0	0	0	5	0.0
	Rochester		2	0	1	1	0	0	0	0	0	0	1	0.0
49	Michael Leighton	G	40	0	1	1	0	23	0	0	0	0	0	0.0
8	Chris Mann*	D	1	0	0	0	0	4	0	0	0	0	0	0.0
29	Phil Osaer	G	1	0	0	0	0	0	0	0	0	0	0	0.0
34	Grant McNeill	D	2	0	0	0	0	0	0	0	0	0	0	0.0
30	Ryan Miller	G	2	0	0	0	0	0	0	0	0	0	0	0.0
29	Mika Noronen	G	2	0	0	0	0	0	0	0	0	0	0	0.0
34	Alexei Semenov	D	3	0	0	0	-2	7	0	0	0	0	3	0.0
34	Victor Uchevatov	D	4	0	0	0	-1	10	0	0	0	0	1	0.0
38	Jeremy Swanson	D	11	0	0	0	+3	23	0	0	0	0	8	0.0
35	Jean-Marc Pelletier	G	39	0	0	0	0	4	0	0	0	0	0	0.0
	BENCH		80				22							
	Totals:		80	261	423	684	--	1,988	95	15	37	1	2,551	--
	Opponents Totals:		80	270	458	728	--	1,826	106	14	41	2	2,377	--

2005-06 Regular Season Goaltender Stats

No.	Goaltender	GP	MIN	GA	EN	SO	GAA	W	L	SOL	SV	SV%
30	Ryan Miller	2	120	5	1	0	2.50	1	1	0	40	.889
29	Mika Noronen	2	121	6	0	0	2.99	0	2	0	53	.898
29	Phil Osaer	1	60	3	0	0	3.02	0	1	0	33	.917
49	Michael Leighton	40	2,316	124	4	2	3.21	15	22	1	978	.887
35	Jean-Marc Pelletier	39	2,198	120	5	0	3.28	21	15	1	1,003	.893
	Totals:	80	4,848	270	2	2	3.34	37	43	2	2,107	.886
	Opponents Totals:	80	4,848	261	6	6	3.23	43	37	6	2,295	.900



2006-07 Regular Season Stats

No.	Player	POS	GP	G	A	PTS	+/-	PIM	PP	PPA	SH	SHA	GW	FG	IG	OT	UA	EN	SOG	SOA	S0%	SHOTS	SH%
41	Clarke MacArthur	LW	51	21	42	63	8	57	10	1	3	1	3	0	0	1	2	4	0.500	1.24	1.12	118	0.178
33	Janis Sprukts	C	58	18	41	59	8	60	9	0	4	2	3	1	2	0	2	0.000	1.02	1.03	97	0.186	
26	Mark Mancari	RW	64	23	34	57	1	49	6	0	6	3	2	1	3	1	1	1.000	0.89	0.77	163	0.141	
17	Michael Ryan	LW	50	28	23	51	15	68	12	1	6	4	2	1	2	0	2	5	0.400	1.02	1.36	159	0.176
27	Brandon Smith	D	71	9	36	45	9	54	3	0	1	1	0	1	0	0	0	0	---	0.63	0.76	128	0.070
14	Drew Stafford	RW	34	22	22	44	16	30	6	1	3	3	2	0	3	0	3	4	0.750	1.29	0.88	128	0.172
23	Marek Zagrapan	C	71	17	21	38	-1	39	10	0	2	6	1	0	0	0	0	0	---	0.54	0.55	107	0.159
22	Greg Jacina	RW	61	15	20	35	-3	96	1	2	1	1	3	0	0	0	1	3	0.333	0.57	1.57	146	0.103
28	Kamil Kreps	C	50	14	21	35	4	16	5	0	2	1	0	1	0	1	0	3	0.000	0.7	0.32	110	0.127
7	Drew Larman	C	54	17	11	28	0	35	5	2	4	3	1	0	2	0	1	1	1.000	0.52	0.65	149	0.114
19	Dylan Hunter	LW	67	8	20	28	-1	42	0	2	1	0	0	0	0	0	0	1	0.000	0.42	0.63	89	0.090
24	Anthony Stewart	RW	62	13	14	27	-8	64	3	0	1	3	2	0	0	1	0	1	0.000	0.44	1.03	137	0.095
45	Noah Welch	D	38	7	20	27	12	45	4	0	2	1	0	0	0	0	0	0	---	0.71	1.18	85	0.082
	WBS		27	5	16	21	8	24	3	0	2	1	0	0	0	0	0	0	---	0.78	0.89	59	0.078
	ROC		11	2	4	6	4	21	1	0	0	0	0	0	0	0	0	0	---	0.55	1.91	26	0.071
5	Timo Helbling	D	69	1	24	25	8	156	1	0	0	0	1	0	0	0	0	1	0.000	0.36	2.26	77	0.013
	HER		49	1	16	17	12	106	1	0	0	0	1	0	0	0	0	1	0.000	0.35	2.16	57	0.017
	ROC		20	0	8	8	-4	50	0	0	0	0	0	0	0	0	0	0	---	0.4	2.5	20	0.000
10	Stefan Meyer	LW	63	13	9	22	-9	90	4	0	2	2	2	0	0	1	0	0	---	0.35	1.43	103	0.126
20	Daniel Paille	LW	29	7	14	21	12	12	1	1	4	1	1	0	0	1	0	0	---	0.72	0.41	57	0.123
32	Mikko Lehtonen	D	56	5	16	21	1	38	3	0	1	3	0	0	0	0	2	4	0.500	0.38	0.68	118	0.042
	MIL		35	4	8	12	-1	28	3	0	1	2	0	0	0	0	2	4	0.500	0.34	0.8	77	0.049
	ROC		21	1	8	9	2	10	0	0	0	1	0	0	0	0	0	0	---	0.43	0.48	41	0.024
8	Martin Lojek	D	69	6	13	19	4	87	0	1	0	0	0	0	0	1	0	0	---	0.28	1.26	69	0.087
42	Andrej Sekera	D	54	3	16	19	14	28	2	0	1	0	0	0	0	0	0	0	---	0.35	0.52	68	0.044
18	Rob Globke	RW	48	7	11	18	5	37	0	0	2	0	1	0	0	1	0	0	---	0.38	0.77	92	0.076
25	Patrick Kaleta	RW	58	5	10	15	1	133	1	1	0	1	1	0	2	1	0	0	---	0.26	2.29	55	0.091
12	David Booth	LW	25	7	7	14	8	26	0	2	0	2	0	0	2	0	0	1	0.000	0.56	1.04	70	0.100
2	Mike Card	D	50	1	8	9	1	38	0	0	0	0	0	0	0	0	0	0	---	0.18	0.76	34	0.029
34	David Brine	C	22	4	4	8	-4	4	1	0	1	1	1	0	0	0	0	0	---	0.36	0.18	47	0.085
4	Mike Funk	D	61	2	5	7	-4	57	2	0	0	0	0	0	0	0	0	0	---	0.11	0.93	43	0.047
5	Ari Vallin	D	24	0	7	7	-2	20	0	0	0	0	0	0	0	0	0	0	---	0.29	0.83	25	0.000
16	Rostislav Olesz	LW	4	1	2	3	1	4	1	0	0	0	1	0	0	0	0	0	---	0.75	1	18	0.056
32	Franklin MacDonald	D	11	0	2	2	0	12	0	0	0	0	0	0	0	0	1	1	1.000	0.18	1.09	8	0.000
3	Jeremy Swanson	D	47	0	2	2	1	47	0	0	0	0	0	0	0	0	0	0	---	0.04	1	25	0.000
21	Chaz Johnson	RW	9	1	0	1	-4	13	0	0	0	0	0	0	0	0	0	0	---	0.11	1.44	5	0.200
	MIL		1	0	0	0	0	0	0	0	0	0	0	0	0	0	0	0	---	0	0	0	---
	ROC		8	1	0	1	-4	13	0	0	0	0	0	0	0	0	0	0	---	0.13	1.63	5	0.167
15	Tanner Glass	LW	4	0	1	1	3	5	0	0	0	0	0	0	0	0	0	0	---	0.25	1.25	4	0.000
29	Adam Dennis	G	36	0	1	1	0	10	0	0	0	0	0	0	0	0	0	0	---	0.03	0.28	0	---
16	Dustin Johner	C	2	0	0	0	2	0	0	0	0	0	0	0	0	0	0	0	---	0	0	1	0.000
11	Jonathan Lehun	C	2	0	0	0	-1	0	0	0	0	0	0	0	0	0	0	0	---	0	0	2	0.000
35	David Shantz	G	2	0	0	0	0	0	0	0	0	0	0	0	0	0	0	0	---	0	0	0	---
35	Jean-Marc Pelletier	G	4	0	0	0	0	0	0	0	0	0	0	0	0	0	0	0	---	0	0	0	---
21	Alexei Semenov	D	4	0	0	0	6	6	0	0	0	0	0	0	0	0	0	0	---	0	1.5	4	0.000
16	Adam Taylor	RW	5	0	0	0	-1	2	0	0	0	0	0	0	0	0	0	0	---	0	0.4	3	0.000
31	Adam Berkhoel	G	6	0	0	0	0	0	0	0	0	0	0	0	0	0	0	0	---	0	0	0	---
15	Martin Tuma	D	23	0	0	0	-2	33	0	0	0	0	0	0	0	0	0	0	---	0	1.43	17	0.000
30	Craig Anderson	G	34	0	0	0	0	8	0	0	0	0	0	0	0	0	0	0	---	0	0.24	0	---
	BENCH		80	4		4		32															
	TOTALS		80	269	437	706	81	1363	83	14	44	36	26	5	16	9	11	27	0.407	0.49	0.95	2368	0.101

2006-07 Regular Season Goaltender Stats

No.	Goaltender	GP	MINS	W	L	SOL	SO	EN	GA	GAA	SOGP	SOW	SOL	SOGA	SOA	S0%	SA	SVS	SV%
35	Jean-Marc Pelletier	4	244	4	0	0	0	0	10	2.46	1	1	0	1	4	0.750	120	110	0.917
30	Craig Anderson	34	2060	23	10	1	1	4	88	2.56	4	3	1	5	21	0.762	1087	999	0.919
31	Adam Berkhoel	6	316	2	3	0	0	1	17	3.22	0	0	0	0	0	---	169	152	0.899
29	Adam Dennis	35	2068	18	17	0	1	5	115	3.34	0	0	0	0	0	---	1084	969	0.894
35	David Shantz	2	120	1	1	0	0	0	9	4.51	0	0	0	0	0	---	75	66	0.880
	TOTALS	80	4808	48	31	1	2	10	239	2.98	5	4	1	6	25	0.760	2535	2296	0.906

YEAR-BY-YEAR STATISTICS



2007-08 Regular Season Stats

No.	Player	POS	GP	G	A	PTS	+/-	PIM	PP	PPA	SH	SHA	GW	FG	IG	OT	UA	EN	SOG	SOA	SO%	SHOTS	SH%
26	Mark Mancari	RW	80	21	36	57	-7	78	7	20	0	0	2	2	1	0	3	1	1	5	0.200	226	0.093
21	Marc-Andre Gragnani	LW	78	14	38	52	-24	38	6	21	4	0	2	3	3	0	2	0	3	9	0.333	161	0.087
19	Dylan Hunter	LW	70	20	27	47	-10	69	6	13	1	1	1	2	2	0	0	2	0	2	0.000	120	0.167
41	Clarke MacArthur	LW	43	14	28	42	-18	26	9	17	1	0	2	3	2	0	0	0	2	6	0.333	127	0.110
10	Stefan Meyer	LW	70	21	19	40	-26	77	12	11	0	0	1	2	0	0	1	0	1	5	0.200	143	0.147
23	Marek Zagraban	C	76	18	22	40	-22	66	9	7	0	0	2	4	1	0	0	0	0	3	0.000	148	0.122
24	Anthony Stewart	RW	54	13	18	31	-12	61	2	7	0	0	2	3	1	1	0	1	0	1	0.000	134	0.097
7	Drew Larman	C	54	10	12	22	-14	44	2	3	0	0	0	2	0	0	0	0	2	4	0.500	106	0.094
18	Rob Globke	RW	64	9	12	21	-27	42	2	3	0	3	0	2	0	0	0	0	1	3	0.333	113	0.080
34	David Brine	C	66	9	11	20	-19	26	1	1	1	0	2	4	0	1	1	0	0	1	0.000	124	0.073
42	Andrej Sekera	D	40	2	15	17	-3	22	2	7	0	1	0	0	1	0	0	0	0	0	0.000	68	0.029
45	*Franklin MacDonald	D	51	1	13	14	-3	49	0	2	0	0	0	0	0	0	0	0	0	2	0.000	70	0.014
3	*Mike Weber	D	59	1	13	14	-8	178	0	2	0	0	1	0	0	0	0	0	0	0	0.000	59	0.017
12	*Peter Aston	D	56	3	10	13	-16	35	1	2	0	0	1	1	0	0	0	0	0	1	0.000	70	0.043
33	*Tanner Glass	LW	43	6	5	11	-10	84	0	0	0	2	0	2	0	0	0	0	0	1	0.000	50	0.120
8	Martin Lojck	D	72	6	5	11	-19	97	1	1	0	1	0	0	1	0	0	1	0	0	0.000	77	0.078
17	*Dan Collins	RW	35	5	6	11	-20	21	2	4	0	0	0	1	0	0	0	0	0	3	0.000	53	0.094
22	*Kenndal McArdle	LW	36	5	5	10	-17	31	2	1	1	0	0	2	0	0	0	0	0	0	0.000	42	0.119
4	Mike Funk	D	58	0	10	10	-15	104	0	3	0	0	0	0	0	0	0	0	0	0	0.000	24	0.000
16	*Yannick Tifu (total)	C	24	3	5	8	-3	15	0	2	0	0	0	1	0	0	0	0	0	0	0.000	35	0.086
	ALB		9	2	3	5	1	0	0	1	0	0	0	0	0	0	0	0	0	0	0.000	17	0.118
	RCH		15	1	2	3	-4	15	0	1	0	0	0	1	0	0	0	0	0	0	0.000	18	0.056
25	*Jordan Henry	D	49	3	5	8	-6	73	1	1	0	0	0	2	0	0	1	0	0	0	0.000	54	0.056
28	Kamil Kreps	C	6	1	5	6	2	6	1	4	0	0	0	0	0	0	0	0	0	2	0.000	22	0.045
11	*Tommy Goebel (total)	F	5	2	3	5	1	0	0	0	0	0	1	0	0	0	0	0	0	0	0.000	7	0.286
2	Mike Card	D	23	1	4	5	-8	32	1	0	0	0	1	0	0	0	0	0	0	0	0.000	19	0.053
15	*Brady Calla	RW	6	2	2	4	3	2	0	0	0	0	1	0	0	0	0	0	0	0	0.000	12	0.167
5	*Paul Baier (total)	D	9	1	3	4	-2	5	0	0	0	0	0	0	0	0	0	0	0	0	0.000	11	0.091
27	Patrick Kaleta	RW	29	1	3	4	-2	109	0	0	0	0	0	0	0	0	0	0	0	0	0.000	25	0.040
32	*Adam Taylor	RW	51	1	1	2	-11	25	0	0	0	0	0	1	0	0	0	0	0	0	0.000	58	0.017
28	*Derek Whitmore	C	8	1	0	1	-5	2	0	0	0	0	0	0	0	0	0	0	0	1	0.000	17	0.059
5	Jassen Cullimore	D	3	0	1	1	1	4	0	1	0	0	0	0	0	0	0	0	0	0	0.000	4	0.000
20	*Johann Kroll	D	4	0	1	1	-3	4	0	0	0	0	0	0	0	0	0	0	0	0	0.000	1	0.000
22	David Jarram	RW	6	0	1	1	-1	38	0	0	0	0	0	0	0	0	0	0	0	0	0.000	1	0.000
15	*Justin Aikins	RW	8	0	1	1	-1	8	0	0	0	0	0	0	0	0	0	0	0	0	0.000	6	0.000
15	*Mathieu Beaudoin	RW	1	0	0	0	-2	0	0	0	0	0	0	0	0	0	0	0	0	0	0.000	1	0.000
36	*Pierre-Luc Faubert	RW	1	0	0	0	-2	0	0	0	0	0	0	0	0	0	0	0	0	0	0.000	1	0.000
20	*Chaz Johnson	RW	1	0	0	0	0	0	0	0	0	0	0	0	0	0	0	0	0	0	0.000	0	0.000
15	Mike Kostka	D	1	0	0	0	1	2	0	0	0	0	0	0	0	0	0	0	0	0	0.000	1	0.000
20	*Joe Grimaldi	D	2	0	0	0	-1	5	0	0	0	0	0	0	0	0	0	0	0	0	0.000	4	0.000
14	Bobby Robins	C	5	0	0	0	-3	13	0	0	0	0	0	0	0	0	0	0	0	0	0.000	2	0.000
16	Luke Beaverson	D	6	0	0	0	-2	13	0	0	0	0	0	0	0	0	0	0	0	0	0.000	1	0.000
30	David Shantz	G	14	0	0	0	0	2	0	0	0	0	0	0	0	0	0	0	0	0	0.000	0	0.000
31	*Tyler Plante	G	25	0	0	0	0	21	0	0	0	0	0	0	0	0	0	0	0	0	0.000	0	0.000
53	Adam Dennis	G	46	0	0	0	0	10	0	0	0	0	0	0	0	0	0	0	0	0	0.000	0	0.000
	BENCH		80	5				34															
	TOTALS		80	197	337	529	-335	1537	67	132	8	8	19	37	12	2	8	5	10	49	0.204	2180	0.081

2007-08 Regular Season Goaltender Stats

No.	Goaltender	GP	MINS	W	L	SOL	SO	EN	GA	GAA	SOGP	SOW	SOL	SOGA	SOA	SO%	SA	SVS	SV%
53	Adam Dennis	46	2601	17	26	2	3	6	138	3.18	6	4	2	5	32	0.844	1337	1199	0.897
31	*Tyler Plante	25	1451	6	16	1	0	3	86	3.56	2	1	1	1	9	0.889	751	665	0.885
30	David Shantz	14	780	1	10	1	0	1	53	4.07	1	0	1	2	4	0.500	387	334	0.863
	TOTALS	80	4832	24	52	4	3	10	277	3.44	9	5	4	8	45	0.822	2475	2198	0.888

YEAR-BY-YEAR STATISTICS



2008-09 Regular Season Stats

No.	Player	POS	GP	G	A	PTS	+/-	PIM	PP	PPA	SH	SHA	GW	FG	IG	OT	UA	EN	SOG	SOA	SO%	SHOTS	SH%	
26	* Michal Repik	RW	75	19	30	49	-13	58	9	11	1	1	1	1	2	0	1	1	3	16	0.188	189	0.101	
5	Janis Sprukts	C	59	16	31	47	-10	20	3	18	2	1	1	2	1	0	2	0	4	12	0.333	106	0.151	
10	Stefan Meyer	LW	65	18	22	40	-2	57	6	8	0	0	3	3	1	0	0	0	0	5	0.000	159	0.113	
3	* Jason Garrison	D	75	8	27	35	-14	68	4	17	0	0	1	0	0	1	0	0	0	0	0.000	159	0.050	
34	David Brine	C	79	8	23	31	-3	35	3	3	2	1	2	0	1	0	1	0	0	5	0.000	147	0.054	
19	Karl Stewart	LW	72	20	8	28	-3	70	5	2	2	1	1	6	0	0	1	1	4	9	0.444	124	0.161	
14	* Michael Duco	LW	68	14	14	28	-19	147	4	1	0	0	1	2	1	0	0	0	2	3	0.667	112	0.125	
22	Kenndal McArdle	LW	58	12	12	24	-4	79	2	1	1	2	1	1	1	0	1	1	0	1	0.000	92	0.130	
7	Drew Larman	C	61	10	13	23	4	40	0	1	2	0	2	2	1	0	1	0	0	2	0.000	95	0.105	
8	* Keaton Ellerby	D	75	3	20	23	-8	44	1	7	0	3	0	2	0	0	0	0	0	0	0.000	93	0.032	
21	* Shawn Matthias	C	61	10	10	20	-34	16	2	2	1	0	2	1	1	0	1	0	0	3	0.000	112	0.089	
42	Randall Gelech (total)	RW	61	9	9	18	-10	35	2	3	0	1	3	2	1	1	0	1	1	3	0.333	88	0.102	
	GR	RW	5	0	0	0	-1	2	0	0	0	0	0	0	0	0	0	0	0	0	0.000	6	0.000	
	RCH	RW	56	9	9	18	-9	33	2	3	0	1	3	2	1	1	0	1	1	3	0.333	82	0.110	
41	*X-Jacob Micflikier	LW	39	4	12	16	-2	12	2	2	0	0	3	0	0	0	0	0	3	5	0.600	48	0.083	
25	Jordan Henry	D	69	4	12	16	-8	111	1	3	1	0	1	2	0	0	1	0	0	0	0.000	82	0.049	
4	Rory Fitzpatrick	D	46	4	10	14	-25	37	3	9	0	0	1	0	0	0	0	0	0	0	0.000	71	0.056	
15	Tanner Glass	LW	44	4	9	13	-4	100	0	0	0	1	0	1	0	0	0	0	0	0	0.000	65	0.062	
12	Peter Aston	D	53	2	8	10	-10	24	1	2	0	0	0	2	0	0	0	0	0	0	0.000	81	0.025	
2	* Michael Caruso	D	73	1	9	10	-10	66	0	0	0	1	0	0	0	0	0	0	0	0	0.000	41	0.024	
32	Franklin MacDonald	D	61	1	8	9	1	28	0	0	1	1	0	0	0	0	0	0	0	1	0.000	57	0.018	
17	Dan Collins	RW	56	5	2	7	-11	25	1	1	0	0	0	2	0	0	0	0	0	0	0.000	51	0.098	
28	X-Cory Murphy	D	5	2	4	6	2	2	1	2	0	0	0	0	0	0	0	0	0	1	2	0.500	15	0.133
24	Matt Duffy	D	9	2	4	6	2	4	1	3	0	0	1	0	0	0	0	0	0	0	0.000	19	0.105	
28	*X-Judd Blackwater (total)	C	21	4	1	5	1	9	2	0	0	0	0	0	1	1	0	0	0	1	2	0.500	20	
0.200	RFD	C	9	3	0	3	-1	9	2	0	0	0	0	1	1	0	0	0	1	1	1.000	9	0.333	
	RCH	C	12	1	1	2	2	0	0	0	0	0	0	0	0	0	0	0	0	1	0.000	11	0.091	
24	X-Ross Carlson (total)	LW	6	2	1	3	-4	2	0	0	0	0	0	0	0	0	1	0	1	1	1.000	13	0.154	
	PEO	LW	3	1	0	1	-2	2	0	0	0	0	0	0	0	0	0	0	0	0	0.000	5	0.200	
	RCH	LW	3	1	1	2	-2	0	0	0	0	0	0	0	0	0	1	0	1	1	1.000	8	0.125	
18	*X-Andrew Sweetland	LW	48	1	2	3	-4	12	0	0	0	0	0	0	0	0	0	0	0	0	0.000	34	0.029	
11	*X-Jarret Lukin	C	6	0	3	3	-2	0	0	0	0	0	0	0	0	0	0	0	0	0	0.000	6	0.000	
23	X-Noah Welch	D	7	0	3	3	-2	10	0	1	0	0	0	0	0	0	0	0	0	0	0.000	14	0.000	
27	X-Doug O'Brien	D	12	0	2	2	-11	8	0	1	0	0	0	0	0	0	0	0	0	0	0.000	31	0.000	
9	*X-Mathieu (R.) Roy	LW	1	0	1	1	0	0	0	1	0	0	0	0	0	0	0	0	0	0	0.000	2	0.000	
11	*X-Brady Calla	RW	8	0	1	1	0	9	0	0	0	0	0	0	0	0	0	0	0	0	0.000	5	0.000	
33	X-Neil Clark	LW	8	0	1	1	-1	17	0	0	0	0	0	0	0	0	0	0	0	0	0.000	3	0.000	
20	* Luke Beaverson	D	15	0	1	1	-3	21	0	0	0	0	0	0	0	0	0	0	0	0	0.000	3	0.000	
23	X-Kevin Baker	RW	1	0	0	0	-1	0	0	0	0	0	0	0	0	0	0	0	0	0	0.000	0	0.000	
16	Kyle Hagel	D	3	0	0	0	0	5	0	0	0	0	0	0	0	0	0	0	0	0	0.000	1	0.000	
33	* Drew Paris	D	5	0	0	0	1	0	0	0	0	0	0	0	0	0	0	0	0	0	0.000	8	0.000	
27	Brett Parnham	C	7	0	0	0	0	0	0	0	0	0	0	0	0	0	0	0	1	2	0.500	1	0.000	
30	David Shantz	G	12	0	0	0	0	0	0	0	0	0	0	0	0	0	0	0	0	0	0.000	0	0.000	
35	Tyler Plante	G	19	0	0	0	0	0	0	0	0	0	0	0	0	0	0	0	0	0	0.000	0	0.000	
35	Chris Beckford-Tseu	G	22	0	0	0	0	0	0	0	0	0	0	0	0	0	0	0	0	0	0.000	0	0.000	
29	Mike Brodeur	G	38	0	0	0	0	0	0	0	0	0	0	0	0	0	0	0	0	0	0.000	0	0.000	
45	* Riley Emmerson	RW	42	0	0	0	-6	107	0	0	0	0	0	0	0	0	0	0	0	0	0.000	10	0.000	
	BENCH		80	5				28														5		
	TOTALS		80	184	313	492	-209	1293	51	99	13	13	24	29	10	2	10	4	20	71	0.282	2142	0.084	

2008-09 Regular Season Goaltender Stats

No.	Goaltender	GP	MINS	W	L	SOL	SO	EN	GA	GAA	SOGP	SOW	SOL	SOGA	SOA	SO%	SA	SVS	SV%
29	Mike Brodeur	38	2127	18	13	4	2	3	87	2.45	9	5	4	14	44	0.682	1095	1008	0.921
30	David Shantz	12	690	3	6	2	1	3	30	2.61	2	0	2	7	11	0.364	389	359	0.923
35	Tyler Plante	19	904	5	10	1	0	4	49	3.25	1	0	1	2	6	0.667	501	452	0.902
35	Chris Beckford-Tseu	22	1112	3	14	1	0	2	73	3.94	1	0	1	1	4	0.750	551	478	0.868
	TOTALS	80	4833	29	43	8	3	12	239	2.97	13	5	8	24	65	0.631	2536	2297	0.906

x - inactive, * - rookie



2009-10 Regular Season Stats

No.	Player	POS	GP	G	A	PTS	+/-	PIM	PP	PPA	SHG	SHA	GW	FG	IG	OT	UA	EN	SOG	SOA	SGW	SO%	SH	SH%
10	Jamie Johnson	C	80	27	44	71	-7	24	6	16	0	1	3	2	5	0	0	2	1	5	0	0.200	139	0.194
12	Chris Taylor	C	80	17	44	61	-2	89	7	16	2	1	2	5	0	1	0	1	0	1	0	0.000	144	0.118
5	Clay Wilson	D	75	14	46	60	22	58	8	24	1	1	3	3	0	0	0	0	0	0	0	0.000	191	0.073
20	Jeff Taffe	LW	61	28	28	56	0	47	7	11	0	0	5	3	2	1	2	2	2	4	1	0.500	178	0.157
26	Michal Repik	RW	60	22	31	53	14	57	5	9	3	3	6	1	2	1	2	5	1	2	1	0.500	151	0.146
16	Mike York	LW	45	14	27	41	-3	8	8	12	0	1	1	3	5	0	1	1	2	4	1	0.500	77	0.182
32	*x Evgeny Dadonov	LW	76	17	23	40	9	36	2	4	0	0	1	3	3	0	2	1	3	4	1	0.750	146	0.116
21	Graham Mink	RW	67	20	17	37	-3	86	8	7	0	0	5	5	2	0	1	0	0	1	0	0.000	166	0.120
34	David Brine	C	69	14	18	32	14	14	0	0	3	3	2	2	2	1	2	1	0	0	0	0.000	129	0.109
25	Jordan Henry	D	76	13	18	31	22	104	2	2	0	0	3	3	1	0	3	0	0	0	0	0.000	163	0.080
24	x Daniel Steiner (total)	RW	28	6	14	20	-1	10	2	4	0	0	1	1	0	0	0	0	1	1	0	1.000	68	0.088
	ADK	RW	1	0	0	0	0	0	0	0	0	0	0	0	0	0	0	0	0	0	0	0.000	0	0.000
	RCH	RW	27	6	14	20	-1	10	2	4	0	0	1	1	0	0	0	0	1	1	0	1.000	68	0.088
14	Michael Duco	LW	59	9	10	19	-4	111	3	5	0	0	2	3	0	0	1	0	0	0	0	0.000	65	0.138
8	x Keaton Ellerby	D	58	6	13	19	-2	34	3	6	0	0	0	1	2	0	0	1	0	0	0	0.000	60	0.100
3	x Jason Garrison	D	38	3	16	19	-13	33	3	6	0	2	1	0	2	0	0	0	0	0	0	0.000	102	0.029
15	*x Victor Oreskovich	RW	34	6	9	15	2	18	1	1	0	0	0	1	0	0	0	0	0	0	0	0.000	60	0.100
19	*x Shawn Matthias	C	27	6	7	13	4	12	1	2	1	0	0	1	0	0	0	0	0	0	0	0.000	43	0.140
18	Andrew Sweetland	LW	51	5	8	13	-4	10	0	0	0	0	2	1	0	0	0	0	0	0	0	0.000	44	0.114
2	Michael Caruso	D	67	1	10	11	4	42	0	0	0	0	0	0	0	0	0	0	0	0	0	0.000	61	0.016
23	*x Maxime Gratchev (total)	LW	30	4	5	9	0	16	1	1	0	0	2	1	0	0	0	0	1	1	0	1.000	57	0.070
	BNG	LW	17	2	3	5	-1	10	1	0	0	0	1	1	0	0	0	0	0	0	0	0.000	38	0.053
	RCH	LW	13	2	2	4	1	6	0	1	0	0	1	0	0	0	0	0	1	1	0	1.000	19	0.105
22	Kenndal McArdle	LW	18	3	5	8	4	63	0	0	1	1	0	0	0	0	0	0	0	0	0	0.000	24	0.125
27	Jimmy Bonneau	LW	57	4	2	6	-3	187	1	0	0	0	1	2	0	0	0	0	0	0	0	0.000	31	0.129
11	*x Brady Calla	RW	33	1	5	6	-7	14	0	0	0	0	1	0	0	0	0	0	0	0	0	0.000	30	0.033
45	John de Gray	D	41	1	5	6	-1	31	0	0	0	0	0	0	0	0	0	0	0	0	0	0.000	36	0.028
4	Rory Fitzpatrick	D	44	0	6	6	-1	37	0	0	0	0	0	0	0	0	0	0	0	0	0	0.000	59	0.000
7	x Matt Duffy	D	11	1	4	5	-4	0	1	3	0	0	0	1	0	0	0	0	0	0	0	0.000	16	0.063
7	x Ernie Hartlieb	LW	9	2	2	4	0	0	0	0	0	0	0	0	0	0	0	0	0	0	0	0.000	16	0.125
22	Mathieu Roy (total)	D	15	0	4	4	-7	32	0	1	0	0	0	0	0	0	0	0	0	0	0	0.000	25	0.000
	SYR	D	14	0	4	4	-7	32	0	1	0	0	0	0	0	0	0	0	0	0	0	0.000	25	0.000
	RCH	D	1	0	0	0	0	0	0	0	0	0	0	0	0	0	0	0	0	0	0	0.000	0	0.000
45	x Nick Tarnasky	C	5	3	0	3	1	7	0	0	0	0	0	1	0	0	0	0	0	0	0	0.000	7	0.429
31	*Alexander Salak	G	46	0	3	3	0	14	0	0	0	2	0	0	0	0	0	0	0	0	0	0.000	0	0.000
23	*x Scott Hotham	D	9	2	0	2	1	6	0	0	0	0	0	0	1	0	0	0	0	0	0	0.000	10	0.200
24	x Ville Koistinen	D	8	1	1	2	-3	4	0	1	0	0	0	0	0	0	0	0	0	0	0	0.000	12	0.083
17	x Dylan Hunter	LW	10	1	1	2	-5	2	0	0	0	0	0	1	0	0	0	0	0	0	0	0.000	6	0.167
15	x Daniel Tkaczuk	C	7	0	2	2	-1	4	0	0	0	0	0	0	0	0	0	0	0	0	0	0.000	2	0.000
28	*John Scott Dickson	LW	9	0	2	2	1	0	0	0	0	0	0	0	0	0	0	0	0	0	0	0.000	7	0.000
35	x Tyler Plante	G	26	0	2	2	0	11	0	1	0	0	0	0	0	0	0	0	0	0	0	0.000	0	0.000
38	*Luke Beaverson	D	29	0	2	2	-2	22	0	0	0	0	0	0	0	0	0	0	0	0	0	0.000	12	0.000
33	x Steve MacIntyre	LW	34	0	2	2	-2	86	0	0	0	0	0	0	0	0	0	0	0	0	0	0.000	14	0.000
22	x David Schulz	D	4	0	1	1	0	2	0	0	0	0	0	0	0	0	0	0	0	0	0	0.000	4	0.000
11	Corey Syvret	D	4	0	1	1	-1	0	0	0	0	0	0	0	0	0	0	0	0	0	0	0.000	6	0.000
30	x Chris Beckford-Tseu	G	6	0	1	1	0	0	0	0	0	0	0	0	0	0	0	0	0	0	0	0.000	0	0.000
17	x Dan Collins	RW	1	0	0	0	0	2	0	0	0	0	0	0	0	0	0	0	0	0	0	0.000	1	0.000
28	*x Jon Landry	D	1	0	0	0	1	0	0	0	0	0	0	0	0	0	0	0	0	0	0	0.000	0	0.000
28	x Colt King	LW	2	0	0	0	-2	0	0	0	0	0	0	0	0	0	0	0	0	0	0	0.000	0	0.000
15	x Jordan Fox	C	3	0	0	0	-2	0	0	0	0	0	0	0	0	0	0	0	0	0	0	0.000	0	0.000
23	Andrew Lord	C	3	0	0	0	0	17	0	0	0	0	0	0	0	0	0	0	0	0	0	0.000	1	0.000
17	*Carl Hudson	D	7	0	0	0	-3	16	0	0	0	0	0	0	0	0	0	0	0	0	0	0.000	5	0.000
29	x Ryan Mior	G	7	0	0	0	0	0	0	0	0	0	0	0	0	0	0	0	0	0	0	0.000	0	0.000
28	*x A.J. Thelen	D	9	0	0	0	-9	6	0	0	0	0	0	0	0	0	0	0	0	0	0	0.000	13	0.000
23	x Peter Aston	D	17	0	0	0	-3	4	0	0	0	0	0	0	0	0	0	0	0	0	0	0.000	13	0.000
	BENCH		80	4				18															4	
	TOTALS		80	253	432	681	38	1352	68	131	11	15	40	43	27	4	14	14	11	23	4	0.478	2335	0.107

2009-10 Regular Season Goaltender Stats

No.	Goaltender	GP	MINS	W	L	SOL	SO	EN	GA	GAA	SOGP	SOW	SOL	SOGA	SOA	SO%	SA	SVS	SV%
35	x Tyler Plante	27	1487	12	12	1	3	3	66	2.66	2	1	1	1	8	0.875	767	701	0.914
31	*Alexander Salak	48	2557	29	14	0	1	2	123	2.89	3	3	0	6	15	0.600	1368	1245	0.910
29	x Ryan Mior	7	416	3	4	0	0	2	21	3.03	0	0	0	0	0	0.000	227	206	0.907
29	*Alex Petizian	1	60	0	1	0	0	1	4	4.02	0	0	0	0	0	0.000	30	26	0.867
30	x Chris Beckford-Tseu	6	296	0	4	0	0	1	23	4.66	0	0	0	0	0	0.000	175	152	0.869
	TOTALS	80	4816	44	35	1	4	9	237	2.95	5	4	1	7	23	0.696	2567	2330	0.908

x - inactive * - rookie



2010-11 Regular Season Stats

No.	Player	POS	GP	G	A	PTS	+/-	PIM	PP	PPA	SHG	SHA	GW	FG	IG	OT	UA	EN	SOG	SOA	SGW	SO%	SH	SH%
28	Mike Kostka	D	80	16	38	54	-9	46	11	20	0	2	1	1	2	0	1	1	0	1	0	0.000	199	8.0
12	Chris Taylor	C	72	10	41	51	-13	38	1	24	0	1	3	1	0	0	0	0	0	0	0	0.000	118	8.5
40	Tim Kennedy (total)	C	67	12	37	49	6	52	6	14	0	2	3	3	1	2	3	1	2	11	1	0.182	104	11.5
	CT		53	12	30	42	3	44	6	14	0	2	3	3	1	2	3	1	1	9	1	0.111	90	13.3
	RCH		14	0	7	7	3	8	0	0	0	0	0	0	0	0	0	0	1	2	0	0.500	14	0.0
5	Clay Wilson	D	66	12	36	48	-11	24	8	17	0	3	0	0	1	0	2	0	0	3	0	0.000	141	8.5
26	x Michal Repik	RW	53	11	34	45	-9	38	7	13	0	1	2	2	0	0	0	1	3	7	0	0.429	181	6.1
33	Patrick Rissmiller (total)	LW	57	14	27	41	-6	22	7	14	1	0	3	3	1	0	2	3	3	6	1	0.500	135	10.4
	CHI		6	1	0	1	-1	6	0	0	0	0	0	0	0	0	0	0	0	0	0	0.000	4	25.0
	LE		43	11	19	30	-5	10	5	10	1	0	2	3	1	0	2	3	3	5	1	0.600	108	10.2
	RCH		8	2	8	10	0	6	2	4	0	0	1	0	0	0	0	0	0	1	0	0.000	23	8.7
20	Bill Thomas	RW	53	16	20	36	-19	12	4	12	4	0	0	5	1	0	4	1	3	6	1	0.500	128	12.5
14	Michael Duco	LW	67	20	11	31	-16	126	11	4	0	0	0	5	0	0	0	0	0	4	0	0.000	122	16.4
22	Kenndal McArdle	LW	54	14	12	26	-5	106	4	2	2	1	2	2	1	0	1	0	1	2	1	0.500	97	14.4
38	Jordan Knackstedt (total)	RW	66	12	14	26	-1	38	1	1	0	0	2	0	1	0	0	0	1	4	1	0.250	96	12.5
	PRO		22	7	5	12	-1	12	1	1	0	0	1	0	0	0	0	0	1	2	1	0.500	39	17.9
	RCH		44	5	9	14	0	26	0	0	0	0	1	0	1	0	0	0	0	2	0	0.000	57	8.8
25	* Colby Robak	D	76	7	17	24	-12	22	1	5	0	1	1	0	0	0	0	0	0	0	0	0.000	87	8.0
32	*x Scott Timmins	C	45	10	12	22	10	18	0	0	2	0	0	0	0	0	2	0	0	1	0	0.000	74	13.5
10	*A.J. Jenks	LW	63	8	13	21	3	48	0	1	1	2	2	2	0	0	0	0	4	10	3	0.400	98	8.2
18	Jeff LoVecchio (total)	LW	73	8	11	19	3	34	0	0	0	1	1	3	0	0	0	0	0	1	0	0.000	120	6.7
	PRO		22	0	3	3	-3	9	0	0	0	1	0	0	0	0	0	0	0	0	0	0.000	38	0.0
	RCH		51	8	8	16	6	25	0	0	0	0	1	3	0	0	0	0	0	1	0	0.000	82	9.8
27	x Evgeny Dadonov	LW	24	8	8	16	-3	4	2	3	0	0	2	2	1	0	0	1	0	0	0	0.000	47	17.0
34	* Eric Selleck	LW	67	5	11	16	-4	214	0	0	0	0	0	0	1	0	0	0	0	0	0	0.000	70	7.1
11	P.J. Fenton	LW	56	5	10	15	-8	26	0	0	0	0	2	1	0	0	0	0	0	0	0	0.000	60	8.3
17	Mark Cullen	C	28	5	9	14	-10	6	1	5	0	0	0	1	1	0	0	0	2	4	0	0.500	40	12.5
45	Hugh Jessiman (total)	RW	50	8	5	13	-8	74	1	1	0	0	1	1	1	0	0	0	1	4	0	0.250	89	9.0
	RFD		25	3	2	5	-4	27	1	0	0	0	1	0	0	0	0	0	1	1	0	1.000	40	7.5
	RCH		25	5	3	8	-4	47	0	1	0	0	0	1	1	0	0	0	0	3	0	0.000	49	10.2
4	Evan Oberg (total)	D	43	7	6	13	-6	28	4	2	0	1	0	1	2	0	0	0	0	0	0	0.000	69	10.1
	MTB		38	6	5	11	-7	28	4	2	0	1	0	1	2	0	0	0	0	0	0	0.000	61	9.8
	RCH		5	1	1	2	1	0	0	0	0	0	0	0	0	0	0	0	0	0	0	0.000	8	12.5
21	Triston Grant	LW	56	7	6	13	-11	144	1	0	0	0	2	1	0	0	0	0	0	0	0	0.000	73	9.6
16	x Joe Callahan	D	48	4	9	13	-13	12	2	4	0	0	0	1	0	0	0	0	0	0	0	0.000	68	5.9
36	x Ryan Del Monte (total)	RW	39	4	6	10	-9	42	1	0	0	0	1	1	0	0	0	0	0	0	0	0.000	39	10.3
	RCH		24	3	3	6	-12	29	1	0	0	0	1	1	0	0	0	0	0	0	0	0.000	19	15.8
	WOR		15	1	3	4	3	13	0	0	0	0	0	0	0	0	0	0	0	0	0	0.000	20	5.0
7	Paul Baier	D	65	2	8	10	-7	80	0	0	0	0	0	0	0	0	1	0	0	0	0	0.000	52	3.8
2	Michael Caruso	D	75	5	4	9	-3	77	0	0	0	0	0	1	1	0	0	0	0	0	0	0.000	51	9.8
	Michael Nylander	C	7	4	2	6	-3	8	0	1	1	0	2	0	1	0	0	0	0	0	0	0.000	8	50.0
8	x Keaton Ellerby	D	17	2	3	5	8	8	1	0	0	0	1	0	0	1	0	0	0	0	0	0.000	19	10.5
24	* Adam Comrie	D	44	0	5	5	-15	18	0	0	0	0	0	0	0	0	0	0	0	0	0	0.000	53	0.0
15	x Brady Calla	RW	17	2	2	4	-2	0	0	0	0	0	0	0	0	0	0	0	0	0	0	0.000	25	8.0
23	*x Chris Clackson	LW	17	2	2	4	0	27	0	0	0	0	0	0	0	0	0	0	0	0	0	0.000	15	13.3
41	* Anthony Luciani	RW	3	2	1	3	2	2	0	0	0	0	0	0	0	0	0	0	0	0	0	0.000	9	22.2
19	x Michael Dubuc	LW	5	2	1	3	2	0	0	0	0	0	0	1	0	0	0	0	0	0	0	0.000	8	25.0
36	Mike Hedden (total)	LW	6	1	2	3	2	17	0	0	0	0	0	0	0	0	0	0	0	0	0	0.000	4	25.0
	GR		3	0	1	1	0	2	0	0	0	0	0	0	0	0	0	0	0	0	0	0.000	2	0.0
	RFD		1	0	0	0	1	0	0	0	0	0	0	0	0	0	0	0	0	0	0	0.000	0	0.0
	RCH		2	1	1	2	1	15	0	0	0	0	0	0	0	0	0	0	0	0	0	0.000	2	50.0
4	x Nathan Paetsch	D	9	1	2	3	-2	2	0	2	0	0	0	0	0	0	0	0	0	0	0	0.000	9	11.1
23	x Brian O'Hanley (total)	D	19	1	2	3	5	8	1	1	0	0	0	0	0	0	0	0	0	0	0	0.000	11	9.1
	RCH		3	1	0	1	0	0	1	0	0	0	0	0	0	0	0	0	0	0	0	0.000	2	50.0
	POR		16	0	2	2	5	8	0	1	0	0	0	0	0	0	0	0	0	0	0	0.000	9	0.0
33	x Bates Battaglia	LW	20	1	2	3	-8	12	0	1	0	0	0	0	0	0	1	0	0	3	0	0.000	16	6.3
40	x David Marshall	F	9	2	0	2	1	6	0	0	0	0	1	0	0	0	1	0	0	1	0	0.000	16	12.5
10	x Scott Reynolds	RW	6	1	1	2	-2	2	1	0	0	0	0	0	0	0	0	0	0	0	0	0.000	6	16.7
41	x Kyle Rank	RW	2	0	2	2	1	0	0	0	0	0	0	0	0	0	0	0	0	0	0	0.000	3	0.0
36	x Ben Gordon	F	6	0	2	2	1	2	0	1	0	0	0	0	0	0	0	0	0	1	0	0.000	10	0.0



2010-11 Regular Season Stats *continued*

23	* Andrew Hotham	D	6	0	2	2	2	7	0	0	0	0	0	0	0	0	0	0	0	0	0.000	4	0.0	
41	*x Cory Conacher	LW	2	1	0	1	0	2	0	0	0	0	0	0	0	0	0	0	0	0	0.000	2	50.0	
23	*x Aaron Bendickson	RW	7	1	0	1	1	12	0	0	0	0	1	0	0	0	0	0	0	0	0.000	3	33.3	
3	T.J. Fast	D	13	1	0	1	1	12	1	0	0	0	0	0	0	0	0	0	0	0	0.000	12	8.3	
30	Jacob Markstrom	G	37	0	1	1	0	10	0	0	0	0	0	0	0	0	0	0	0	0	0.000	0	0.0	
23	x Barret Ehgoetz	C	2	0	0	0	-1	0	0	0	0	0	0	0	0	0	0	0	0	0	0.000	1	0.0	
	x Andrew Peters	LW	2	0	0	0	-1	4	0	0	0	0	0	0	0	0	0	0	0	0	0.000	1	0.0	
31	* Alex Petizian (total)	G	3	0	0	0	0	0	0	0	0	0	0	0	0	0	0	0	0	0	0.000	0	0.0	
	POR		2	0	0	0	0	0	0	0	0	0	0	0	0	0	0	0	0	0	0.000	0	0.0	
	RCH		1	0	0	0	0	0	0	0	0	0	0	0	0	0	0	0	0	0	0.000	0	0.0	
38	x Sean Zimmerman	D	7	0	0	0	-4	0	0	0	0	0	0	0	0	0	0	0	0	0	0.000	6	0.0	
23	*x Matt Pierce	LW	8	0	0	0	-5	0	0	0	0	0	0	0	0	0	0	0	0	0	0.000	6	0.0	
29	* Marc Cheverie	G	15	0	0	0	0	0	0	0	0	0	0	0	0	0	0	0	0	0	0.000	0	0.0	
35	Tyler Plante	G	35	0	0	0	0	15	0	0	0	0	0	0	0	0	0	0	0	0	0.000	0	0.0	
	BENCH		80	5			14															5		
	TOTALS		80	218	367	580	-169	1360	60	120	10	11	26	31	12	1	13	4	14	52	5	0.269	2199	0.097

2010-11 Regular Season Goaltender Stats

No.	Goaltender	GP	MINS	W	L	SOL	SO	EN	GA	GAA	SOGP	SOW	SOL	SOGA	SOA	SO%	SA	SVS	SV%
30	* Jacob Markstrom	37	2174	16	20	1	1	3	108	2.98	3	2	1	3	13	0.769	1159	1051	0.907
35	Tyler Plante	35	1942	13	17	2	1	4	101	3.12	5	3	2	4	24	0.833	1104	1003	0.909
31	* Alex Petizian (total)	3	102	0	1	1	0	0	6	3.56	1	0	1	2	7	0.714	59	53	0.898
	POR	2	62	0	1	0	0	0	5	4.88	0	0	0	0	0	0.000	46	41	0.891
	RCH	1	40	0	0	1	0	0	1	1.51	1	0	1	2	7	0.714	13	12	0.923
29	* Marc Cheverie	15	675	2	7	1	0	0	44	3.91	1	0	1	3	7	0.571	394	350	0.888
	TOTALS	80	4831	31	44	5	2	7	254	3.15	10	5	5	12	51	0.765	2670	2416	0.905

x - inactive, * - rookie



2011-12 Regular Season Stats

No.	Player	POS	GP	G	A	PTS	+/-	PIM	PP	PPA	SHG	SHA	GW	FG	IG	OT	UA	EN	SOG	SOA	SGW	SO%	SH	SH%	
22	* Phil Varone	C	76	11	41	52	17	42	3	9	2	2	2	3	1	0	0	0	3	4	2	0.750	120	9.2	
38	Paul Szczechura	C	57	21	25	46	16	26	3	8	1	0	4	7	1	2	3	1	2	7	0	0.286	137	15.3	
21	Derek Whitmore	LW	75	28	16	44	-1	25	8	5	0	0	3	6	4	0	3	0	1	7	0	0.143	241	11.6	
71	* Marcus Foligno	LW	60	16	23	39	19	78	2	5	0	1	5	2	2	0	0	2	1	3	0	0.333	110	14.5	
27	Mark Voakes	C	75	8	26	34	0	36	1	5	1	0	0	3	0	0	0	0	1	5	0	0.200	75	10.7	
10	Colin Stuart	LW	51	13	19	32	3	32	3	4	1	0	2	1	1	0	0	0	0	3	0	0.000	147	8.8	
3	T.J. Brennan	D	52	16	14	30	5	39	7	8	0	0	2	3	0	0	1	0	1	6	1	0.167	150	10.7	
7	* Brayden McNabb	D	45	5	25	30	15	31	1	8	0	2	1	1	0	1	0	0	0	2	0	0.000	68	7.4	
15	Evan Rankin	RW	35	15	14	29	9	12	3	1	1	0	0	1	3	0	2	1	0	1	0	0.000	72	20.8	
11	Travis Turnbull	RW	63	12	15	27	4	117	3	2	0	1	0	2	2	0	1	0	0	1	0	0.000	102	11.8	
54	*x Zack Kassian	RW	30	15	11	26	4	31	2	6	1	0	1	3	2	0	0	0	2	4	0	0.500	94	16.0	
4	Alex Biega	D	65	5	18	23	10	47	1	1	0	1	1	0	1	0	3	0	0	0	0	0.000	90	5.6	
14	Corey Tropp	RW	27	9	13	22	1	46	1	4	0	0	0	2	0	0	0	0	1	4	0	0.250	60	15.0	
20	Nick Crawford	D	70	6	16	22	-2	26	2	7	0	0	1	2	0	0	0	0	0	2	0	0.000	82	7.3	
83	Jacob Lagace	LW	58	10	10	20	2	25	0	2	0	0	1	1	0	0	1	0	1	4	0	0.250	65	15.4	
29	Maxime Legault	RW	62	8	9	17	0	19	0	0	1	2	0	1	0	0	1	1	0	0	0	0.000	95	8.4	
26	Shaone Morrisonn	D	65	4	11	15	-1	44	2	3	0	0	1	2	0	0	0	0	0	0	0	0.000	83	4.8	
72	Luke Adam	C	27	4	9	13	-2	18	0	3	0	1	2	0	0	0	0	0	0	2	0	0.000	80	5.0	
44	x Drew Schiestel	D	43	2	10	12	-3	12	1	4	0	1	1	0	0	1	0	0	0	0	0	0.000	47	4.3	
23	* Shawn Szydlowski	RW	53	0	8	8	-7	21	0	0	0	0	0	0	0	0	0	0	1	3	1	0.333	41	0.0	
8	Dennis Persson	D	39	3	4	7	-5	10	3	1	0	0	2	0	1	0	0	0	0	1	0	0.000	43	7.0	
24	* Jonathan Parker	RW	37	3	3	6	-14	6	1	1	0	0	1	0	1	0	0	0	4	4	1	1.000	36	8.3	
2	* Joe Finley	D	57	1	5	6	7	143	0	0	0	0	0	1	0	0	0	0	0	0	0	0.000	46	2.2	
18	Igor Gongalsky (total)	LW	50	2	2	4	-12	107	0	0	1	1	0	0	0	0	0	0	1	2	1	0.500	62	3.2	
	POR	LW	13	0	1	1	-2	29	0	0	0	0	0	0	0	0	0	0	0	0	0	0.000	15	0.0	
	RCH	LW	37	2	1	3	-10	78	0	0	1	1	0	0	0	0	0	0	1	2	1	0.500	47	4.3	
19	Michael Ryan	LW	8	1	3	4	1	19	0	2	0	0	0	0	0	0	0	0	0	0	0	0.000	13	7.7	
5	* Corey Fienhage	D	20	0	4	4	2	20	0	0	0	0	0	0	0	0	0	0	0	0	0	0.000	12	0.0	
47	* Matt MacKenzie	D	20	0	4	4	-1	16	0	0	0	0	0	0	0	0	0	0	0	0	0	0.000	16	0.0	
45	*x Riley Boychuk	LW	26	0	2	2	0	18	0	0	0	0	0	0	0	0	0	0	0	0	0	0.000	17	0.0	
33	David Leggio	G	54	0	2	2	0	4	0	1	0	1	0	0	0	0	0	0	0	0	0	0.000	0	0.0	
17	*x Brock Matheson	D	3	0	1	1	-1	4	0	0	0	0	0	0	0	0	0	0	0	0	0	0.000	2	0.0	
16	* Brian Flynn	RW	5	0	1	1	-2	2	0	0	0	0	0	0	0	0	0	0	0	0	0	0.000	8	0.0	
25	*x Scott Campbell	LW	1	0	0	0	0	0	0	0	0	0	0	0	0	0	0	0	0	0	0	0.000	0	0.0	
15	x Chris Clackson	LW	1	0	0	0	0	0	0	0	0	0	0	0	0	0	0	0	0	0	0	0.000	1	0.0	
16	*x Kyle Ostrow	RW	2	0	0	0	0	0	0	0	0	0	0	0	0	0	0	0	0	0	0	0.000	3	0.0	
17	* Ryan Grimshaw	D	3	0	0	0	3	2	0	0	0	0	0	0	0	0	0	0	0	0	0	0.000	1	0.0	
16	*x Maury Edwards (tot)	D	4	0	0	0	0	-3	0	0	0	0	0	0	0	0	0	0	0	0	0	0	0.000	2	0.0
0.0	PEO	D	3	0	0	0	-1	0	0	0	0	0	0	0	0	0	0	0	0	0	0	0.000	2	0.0	
	RCH	D	1	0	0	0	-2	0	0	0	0	0	0	0	0	0	0	0	0	0	0	0.000	0	0.0	
12	* Kyle Bailey	C	5	0	0	0	-3	4	0	0	0	0	0	0	0	0	0	0	0	0	0	0.000	5	0.0	
17	x Rob Bordson	F	8	0	0	0	1	2	0	0	0	0	0	0	0	0	0	0	0	0	0	0.000	7	0.0	
31	Drew MacIntyre	G	23	0	0	0	0	0	0	0	0	0	0	0	0	0	0	0	0	0	0	0.000	0	0.0	
	BENCH		76	6				12															5		
	TOTALS		76	224	363	581	65	1067	47	90	9	13	30	41	19	4	15	5	19	65	6	0.292	2222	0.098	

2011-12 Regular Season Goaltender Stats

No.	Goaltender	GP	MINS	W	L	SOL	SO	EN	GA	GAA	SOGP	SOW	SOL	SOGA	SOA	SO%	SA	SVS	SV%
33	David Leggio	54	3243:16	28	24	2	2	0	142	2.63	8	6	2	10	50	0.800	1721	1579	0.917
31	Drew MacIntyre	23	1375:03	8	12	2	1	2	73	3.19	2	0	2	7	16	0.563	725	652	0.899
	EMPTY NET		18:05						2										
	TOTALS	76	4636:24	36	36	4	3	2	217	2.81	10	6	4	17	66	0.742	2448	2231	0.911

x - inactive, * - rookie

YEAR-BY-YEAR STATISTICS



2012-13 Regular Season Stats

No.	Player	POS	GP	G	A	PTS	+/-	PIM	PP	PPA	SHG	SHA	GW	FG	IG	OT	UA	EN	SOG	SOA	SGW	SO%	SH	SH%
25	Mark Mancari	RW	76	22	39	61	-9	68	7	18	1	1	4	3	1	0	2	1	4	7	1	0.571	279	7.9
12	x Kevin Porter	C	48	15	29	44	8	38	3	8	1	1	2	2	5	0	0	0	0	1	0	0.000	83	18.1
26	* Johan Larsson (total)	C	69	16	25	41	-2	40	6	7	1	2	4	3	1	1	1	2	4	7	3	0.571	99	16.2
	HOU	C	62	15	22	37	0	38	6	6	1	1	4	3	1	1	1	2	2	4	1	0.500	89	16.9
	RCH	C	7	1	3	4	-2	2	0	1	0	1	0	0	0	0	0	0	2	3	2	0.667	10	10.0
72	Luke Adam	C	67	15	22	37	-10	57	6	9	0	0	1	3	1	0	0	0	0	1	0	0.000	141	10.6
7	Brayden McNabb	D	62	5	31	36	-1	50	4	13	0	3	1	2	0	0	0	0	0	2	0	0.000	111	4.5
3	x T.J. Brennan	D	36	14	21	35	-4	57	7	12	2	1	1	1	3	0	0	0	2	4	1	0.500	132	10.6
22	Phil Varone	C	62	11	24	35	-3	42	4	6	1	4	2	1	2	1	2	1	2	6	0	0.333	101	10.9
10	*x Brian Flynn	RW	45	16	16	32	-3	18	6	6	0	2	2	5	0	0	1	1	1	3	1	0.333	99	16.2
15	Evan Rankin	RW	48	14	17	31	-10	20	5	6	0	0	1	2	4	0	0	0	0	0	0	0.000	86	16.3
71	x Marcus Foligno	LW	33	10	17	27	7	38	3	6	0	0	3	0	0	1	0	0	2	4	0	0.500	77	13.0
74	Nick Tarnasky	LW	74	16	10	26	-21	138	5	1	0	0	2	4	1	0	1	0	0	1	0	0.000	114	14.0
4	Alex Biega	D	72	5	20	25	-4	59	0	0	1	0	1	0	0	0	0	0	3	4	3	0.750	101	5.0
32	Rick Schofield	C	58	7	16	23	1	12	0	0	0	1	3	3	0	0	0	0	1	3	0	0.333	89	7.9
19	x Cody Hodgson	C	19	5	14	19	-3	10	2	9	1	0	1	1	1	0	0	0	1	3	1	0.333	50	10.0
20	Nick Crawford	D	53	5	14	19	-1	18	4	5	1	1	1	0	1	0	0	1	0	1	0	0.000	64	7.8
29	Maxime Legault	RW	60	11	7	18	2	26	1	0	2	1	2	2	2	0	1	0	0	0	0	0.000	88	12.5
13	*x Mark Pysyk	D	57	4	14	18	8	20	0	8	0	0	0	1	0	0	0	0	0	0	0	0.000	67	6.0
28	* Zemgus Girgensons	LW	61	6	11	17	-7	28	1	2	1	0	0	2	0	0	0	0	0	0	0	0.000	91	6.6
11	Patrick Rissmiller (total)	LW	31	3	12	15	1	10	3	5	0	0	0	2	0	0	1	0	1	4	0	0.250	43	7.0
	WOR	LW	6	0	2	2	-2	2	0	0	0	0	0	0	0	0	0	0	0	1	0	0.000	7	0.0
	RCH	LW	25	3	10	13	3	8	3	5	0	0	0	2	0	0	1	0	1	3	0	0.333	36	8.3
92	* Kevin Sundher	C	38	4	9	13	-4	26	0	0	0	0	1	1	1	0	0	0	0	0	0	0.000	26	15.4
37	Matt Ellis	LW	32	7	5	12	6	6	2	1	1	0	1	2	2	0	0	1	0	0	0	0.000	75	9.3
8	Cody McCormick	C	25	6	5	11	-8	42	2	3	1	0	1	2	1	0	0	0	0	1	0	0.000	46	13.0
91	* Frederick Roy	LW	64	8	2	10	-3	62	0	0	0	0	0	3	0	0	0	1	0	0	0	0.000	56	14.3
55	x Adam Pardy	D	21	2	7	9	1	22	0	1	0	1	1	0	0	0	0	0	0	0	0	0.000	20	10.0
34	* Jerome Gauthier-Leduc	D	48	3	4	7	-9	8	0	1	0	0	1	0	1	0	0	0	0	0	0	0.000	50	6.0
24	Jonathan Parker	RW	28	3	2	5	1	11	0	0	0	0	0	0	0	0	0	0	0	3	0	0.000	21	14.3
2	x Joe Finley	D	36	1	4	5	3	81	0	0	0	0	0	1	0	0	0	0	0	0	0	0.000	24	4.2
14	Corey Tropp	RW	6	2	2	4	-1	7	0	0	0	0	0	1	0	0	0	0	1	1	0	1.000	10	20.0
47	Matt MacKenzie	D	30	0	4	4	-1	66	0	0	0	2	0	0	0	0	0	0	0	0	0	0.000	29	0.0
43	* Dan Catenacci	LW	2	1	2	3	3	0	0	0	0	0	1	0	0	0	0	0	0	0	0	0.000	6	16.7
17	* Colin Jacobs	C	11	1	2	3	0	0	0	0	0	0	0	0	0	0	0	0	3	4	1	0.750	9	11.1
44	Drew Schiestel	D	35	1	2	3	2	16	0	0	0	0	0	0	0	0	0	0	0	0	0	0.000	26	3.8
16	* Nick Bailen	D	9	0	3	3	-5	0	0	2	0	0	0	0	0	0	0	0	0	0	0	0.000	18	0.0
18	* Jason Beattie	D	1	0	1	1	2	5	0	0	0	0	0	0	0	0	0	0	0	0	0	0.000	2	0.0
49	* Connor Knapp	G	7	0	1	1	0	0	0	1	0	0	0	0	0	0	0	0	0	0	0	0.000	0	0.0
38	Michael Wilson (total)	D	10	0	1	1	1	10	0	0	0	0	0	0	0	0	0	0	0	0	0	0.000	10	0.0
	WOR	D	10	0	1	1	1	10	0	0	0	0	0	0	0	0	0	0	0	0	0	0.000	10	0.0
39	Matt Hackett (total)	G	46	0	1	1	0	10	0	0	0	1	0	0	0	0	0	0	0	0	0	0.000	0	0.0
	HOU	G	43	0	0	0	0	10	0	0	0	0	0	0	0	0	0	0	0	0	0	0.000	0	0.0
	RCH	G	3	0	1	1	0	0	0	0	0	1	0	0	0	0	0	0	0	0	0	0.000	0	0.0
16	x Hunter Bishop	LW	1	0	0	0	0	0	0	0	0	0	0	0	0	0	0	0	0	0	0	0.000	0	0.0
5	*x Corey Fienhage	D	3	0	0	0	0	0	0	0	0	0	0	0	0	0	0	0	0	0	0	0.000	1	0.0
83	Jacob Lagace	LW	4	0	0	0	-1	2	0	0	0	0	0	0	0	0	0	0	0	0	0	0.000	3	0.0
31	* Nathan Lieuwen	G	4	0	0	0	0	2	0	0	0	0	0	0	0	0	0	0	0	0	0	0.000	0	0.0
23	x Shawn Szydowski	RW	7	0	0	0	-3	4	0	0	0	0	0	0	0	0	0	0	0	1	0	0.000	5	0.0
33	David Leggio	G	64	0	0	0	0	8	0	0	0	0	0	0	0	0	0	0	0	0	0	0.000	0	0.0
	BENCH		76	10				16															10	
	TOTALS		76	234	391	615	-66	1093	65	124	13	20	33	44	26	2	8	6	23	56	10	0.411	2256	0.100



2012-13 Regular Season Goaltender Stats

No.	Goaltender	GP	MINS	W	L	SOL	SO	EN	GA	GAA	SOGP	SOW	SOL	SOGA	SOA	SO%	SA	SVS	SV%
33	David Leggio	64	3799:30	38	24	1	4	8	162	2.56	10	9	1	11	54	0.796	2119	1957	0.924
39	Matt Hackett (total)	46	2758:54	22	20	3	0	9	119	2.59	9	6	3	12	41	0.707	1332	1213	0.911
	HOU	43	2574:02	19	20	3	0	9	114	2.66	8	5	3	12	38	0.684	1222	1108	0.907
	RCH	3	184:52	3	0	0	0	0	5	1.62	1	1	0	0	3	1.000	110	105	0.955
31	* Nathan Lieuwen	4	204:02	1	2	0	1	0	9	2.65	0	0	0	0	0	0.000	111	102	0.919
49	* Connor Knapp	7	413:25	1	6	0	0	1	23	3.34	0	0	0	0	0	0.000	214	191	0.893
	Empty Net		30:35						9								9		
	TOTALS	76	4632:24	43	32	1	5	9	208	2.69	11	10	1	11	57	0.807	2563	2355	0.919

x - inactive, * - rookie



Season Opening Game Results

Year	Season Opener	Home Opener	Year	Season Opener	Home Opener
1956-57	3-6 @ Cleveland	2-2 -Cleveland (OT)	1985-86	4-3 vs. Binghamton	4-3 -Binghamton
1957-58	5-4 @ Buffalo	2-4 -Hershey	1986-87	5-4 @ Baltimore (SO)	5-1 -Binghamton
1958-59	2-3 @ Buffalo (OT)	8-3 -Cleveland	1987-88	2-4 @ Maine	5-3 -Newmarket
1959-60	2-0 vs. Quebec	2-0 -Quebec	1988-89	3-7 vs. Hershey	3-7 -Hershey
1960-61	4-6 @ Buffalo (OT)	7-1 -Buffalo	1989-90	6-5 vs. Utica (OT)	6-5 -Utica
1961-62	3-2 vs. Buffalo (OT)	3-2 -Buffalo	1990-91	3-5 vs. Newmarket	3-5 -Newmarket
1962-63	6-1 vs. Cleveland	6-1 -Cleveland	1991-92	2-5 vs. Adirondack	2-5 -Adirondack
1963-64	9-1 vs. Baltimore	9-1 -Baltimore	1992-93	7-3 @ Hamilton	5-6 -Utica
1964-65	2-3 @ Buffalo	5-2 -Cleveland	1993-94	2-6 vs. Albany	2-6 -Albany
1965-66	2-3 @ Providence (OT)	3-6 -Quebec	1994-95	5-1 vs. Adirondack	5-1 -Adirondack
1966-67	1-3 @ Pittsburgh	5-2 -Hershey	1995-96	4-5 @ Cape Breton	4-2 -Cornwall
1967-68	5-4 @ Buffalo	5-1 -Baltimore	1996-97	3-2 @ Providence	4-1 -Binghamton
1968-69	4-1 vs. Quebec	4-1 -Quebec	1997-98	2-1 @ Albany	3-2 -Syracuse (@ Buffalo)
1969-70	2-2 vs. Montreal	2-2 -Montreal	1998-99	1-2 @ Adirondack	7-2 -Hershey
1970-71	3-5 @ Baltimore	4-3 -Montreal	1999-00	6-2 vs. Springfield	6-2 -Springfield
1971-72	3-6 @ Cincinnati	4-0 -Baltimore	2000-01	3-0 vs. Albany	3-0 -Albany
1972-73	3-7 vs. Providence	3-7 -Providence	2001-02	0-3 vs. Bridgeport	0-3 -Bridgeport
1973-74	3-3 @ Boston	4-9 -Providence	2002-03	2-2 vs. Albany	2-2 vs. Albany
1974-75	4-4 vs. Richmond	4-4 -Richmond	2003-04	2-1 vs. Hamilton	2-1 vs. Hamilton
1975-76	6-3 vs. Nova Scotia	6-3 -Nova Scotia	2004-05	2-7 vs. Manitoba	2-7 vs. Manitoba
1976-77	3-3 vs. Nova Scotia	3-3 -Nova Scotia	2005-06	8-5 vs. Toronto	8-5 vs. Toronto
1977-78	4-2 vs. Nova Scotia	4-2 -Nova Scotia	2006-07	6-0 vs. Albany	6-0 vs. Albany
1978-79	7-6 vs. Nova Scotia (OT)	7-6 -Nova Scotia (OT)	2007-08	6-4 vs. Syracuse	6-4 vs. Syracuse
1979-80	5-3 @ New Haven	3-4 -Adirondack (OT)	2008-09	3-4 vs. Syracuse	3-4 vs. Syracuse
1980-81	4-4 @ New Haven	4-4 -New Haven	2009-10	2-3 vs. Lake Erie (OT)	2-3 vs. Lake Erie (OT)
1981-82	2-2 @ New Brunswick	8-3 -Erie	2010-11	4-2 @ Toronto	3-4 vs. Hershey
1982-83	2-4 vs. Baltimore	2-4 -Baltimore	2011-12	2-5 @ Hamilton	1-5 vs. Wilkes-Barre/Scranton
1983-84	8-2 vs. New Haven	8-2 -New Haven	2012-13	6-5 vs. Syracuse (SO)	6-5 vs. Syracuse (SO)
1984-85	6-5 @ Binghamton (OT)	3-2 -New Haven			
			Record	28-22-7	34-17-6
			Goals	214-194	237-178



Amerks Season Attendance from 1956-2013

Season	Total Attendance	Average Attendance	League Average	Rank
56-57	177,205	5,358	NA	NA
57-58	136,841	3,910	NA	NA
58-59	139,162	3,976	NA	NA
59-60	144,000	4,000	NA	NA
60-61	110,000	3,056	NA	NA
61-62	109,000	3,114	NA	NA
62-63	119,505	3,320	4,747	9
63-64	120,081	3,336	4,824	8
64-65	153,401	4,261	4,376	4
65-66	189,250	5,257	4,433	3
66-67	178,077	4,947	4,447	3
67-68	195,688	5,436	4,873	3
68-69	158,146	4,274	4,439	4
69-70	141,381	3,927	4,440	6
70-71	146,074	4,058	4,621	6
71-72	138,888	3,655	5,100	9
72-73	197,151	5,188	4,143	3
73-74	201,428	5,301	3,364	1
74-75	209,371	5,510	4,439	2
75-76	180,899	4,761	3,747	2
76-77	172,722	4,318	3,677	3
77-78	186,120	4,653	3,871	1
78-79	141,923	3,548	3,813	6
79-80	166,936	4,173	3,860	4
80-81	165,307	4,132	3,920	4
81-82	197,345	4,933	3,847	3
82-83	218,720	5,468	3,717	1
83-84	220,866	5,522	3,528	1
84-85	255,585	6,390	3,558	1
85-86	243,142	6,079	3,366	1
86-87	242,112	6,052	3,527	1
87-88	254,601	6,365	3,541	1
88-89	255,776	6,394	3,879	1
89-90	260,277	6,507	4,029	1
90-91	255,470	6,387	3,853	1
91-92	242,820	6,070	3,789	1
92-93	222,920	5,573	4,030	3
93-94	225,264	5,632	4,312	4
94-95	244,156	6,104	4,942	4
95-96	243,663	6,091	4,763	5
96-97	231,472	5,787	5,282	7
97-98	253,659	6,341	5,650	6
98-99	336,284	8,407	5,460	2
99-00	337,199	8,430	6,107	2
00-01	341,169	8,529	5,473	2
01-02	307,299	7,682	5,895	6
02-03	265,619	6,640	5,679	9
03-04	297,020	7,425	5,594	6
04-05	337,894	8,447	5,960	5
05-06	279,539	6,988	5,921	7
06-07	293,545	7,338	5,472	6
07-08	273,404	6,835	5,270	6
08-09	163,188	4,080	5,114	20
09-10	169,459	4,236	5,099	17
10-11	154,890	3,872	5,379	25
11-12	212,605	5,595	5,638	13
12-13	239,914	6,314	5,711	10

AMERKS ATTENDANCE

- Total Attendance for 57 years: **12,055,432** (2,201 home games)
- Average per season: **211,499**
- Seating capacity at the renovated Blue Cross Arena expanded from 7,650 to 11,200 for the 1998-99 season.
- Blue Cross Arena single game high: **11,200** - 4/7/00 vs. Hartford; 3/30/01 vs. Springfield; 4/01/05 vs. Cleveland
- Largest crowd to see an Amerks' home game (First Niagara Center): **19,070** - 12/28/12 vs. Lake Erie
- Second-largest crowd to see an Amerks' home game (HSBC Arena): **17,898** - 12/28/04 vs. Edmonton



Games Played

Ranking	Player	Games Played
1	JODY GAGE	653
2	DICK GAMBLE	569
3	NORM ARMSTRONG	566
4	CHRIS TAYLOR	519
5	DARRYL SLY	517
6	STAN SMRKE	513
7	SCOTT METCALFE	499
8	BRONCO HORVATH	473
9	GERRY EHMAN	465
10	DAN FRAWLEY	456
11	LES DUFF	399
12	DON CHERRY	390
13	DOUG JANIK	376
14	NORM MILLEY	367
15	RANDY CUNNEYWORTH	366
16	JIM JACKSON	360
17	GEORDIE ROBERTSON	359
18	DAVE FENYVES	358
19	DEAN MELANSON	353
20	DON McSWEEN	348

Goals

Ranking	Player	Goals
1	JODY GAGE	351
2	DICK GAMBLE	300
3	GERRY EHMAN	237
4	BRONCO HORVATH	199
5	STAN SMRKE	197
6	NORM ARMSTRONG	166
7	GEORDIE ROBERTSON	164
8	MAL DAVIS	155
9	BOB MONGRAIN	153
10	CHRIS TAYLOR	142
11	SCOTT METCALFE	137
12	BARRY MERRELL	134
	JIM PAPPIN	134
14	RON GARWASIUK	130
15	GORDIE CLARK	123
16	CRAIG CHARRON	121
17	CLAUDE VERRET	111
18	KEN PRIESTLAY	102
19	RANDY CUNNEYWORTH	101
20	STEVE LANGDON	97

Penalty Minutes

Ranking	Player	Penalty Minutes
1	SCOTT METCALFE	1,424
2	JIM HOFFORD	1,212
3	DAN FRAWLEY	1,060
4	SEAN McMORROW	1,015
5	NORM ARMSTRONG	983
6	DEAN MELANSON	850
7	SCOTT NICHOL	813
8	ROB RAY	796
9	RUMUN NDUR	795
10	CHRIS LANGEVIN	750
11	ANDREW PETERS	733
12	DOUG JANIK	686
13	KEVIN KERR	680
14	DOUG HOUDA	669
15	BRAD RUBACHUK	665
16	RON GARWASIUK	653
17	BRAD MILLER	642
18	SEAN O'DONNELL	637
19	RAY MALUTA	608
20	LOU CRAWFORD	589

Points

Ranking	Player	Points
1	JODY GAGE	728
2	DICK GAMBLE	565
3	BRONCO HORVATH	542
4	GERRY EHMAN	520
5	CHRIS TAYLOR	481
6	STAN SMRKE	436
7	GEORDIE ROBERTSON	395
8	NORM ARMSTRONG	391
9	SCOTT METCALFE	349
10	BOB MONGRAIN	339
11	BARRY MERRELL	321
12	CRAIG CHARRON	311
13	RON GARWASIUK	308
14	GORDIE CLARK	302
15	JIM JACKSON	298
16	MAL DAVIS	287
17	TODD SIMON	268
18	CLAUDE VERRET	259
19	JIM PAPPIN	258

Assists

Ranking	Player	Assists
1	JODY GAGE	377
2	BRONCO HORVATH	343
3	CHRIS TAYLOR	339
4	GERRY EHMAN	283
5	DICK GAMBLE	265
6	STAN SMRKE	239
7	GEORDIE ROBERTSON	231
8	NORM ARMSTRONG	225
9	SCOTT METCALFE	211
10	JIM JACKSON	205
11	CRAIG CHARRON	190
12	BARRY MERRELL	187
13	BOB MONGRAIN	186
14	TODD SIMON	183
15	GORDIE CLARK	179
16	RON GARWASIUK	178
17	DOMINIC PITTIS	171
18	DON McSWEEN	170
19	STEVE KRAFTCHECK	156
20	RICK PAGNUTTI	149

Goaltending Wins

Ranking	Player	Goaltending Wins
1	BOBBY PERREAULT	108
2	GERRY CHEEVERS	101
3	JACQUES CLOUTIER	96
4	RYAN MILLER	92
5	DARCY WAKALUK	81

Coaching Wins

Ranking	Player	Coaching Wins
1	JOHN VanBOXMEER	333
2	RANDY CUNNEYWORTH	306
3	JOE CROZIER	260
4	BRIAN McCUTCHEON	128
5	MIKE KEENAN	116



Single Season Team Record

Category	Years	Record
MOST POINTS:	2004-05 (51-19-4-6)	112
MOST WINS:	1998-99	52
MOST LOSSES:	2007-08	52
MOST TIES (no overtime):	1969-70	16
MOST TIES:	1993-94, 2001-02	15
MOST HOME POINTS:	1987-88 (30-6-4)	64
MOST HOME WINS:	1987-88	30
MOST HOME LOSSES:	2010-11	22
MOST HOME TIES:	1969-70, 2002-03	9
MOST ROAD POINTS:	1998-99 (25-10-4-1)	55
MOST ROAD WINS:	1998-99	25
MOST ROAD LOSSES:	1962-63	30
MOST ROAD TIES:	2001-02	9
FEWEST POINTS:	1969-70 (18-38-16)	52
FEWEST WINS:	1969-70	18
FEWEST LOSSES:	1964-65, 1965-66, 1973-74	21
FEWEST TIES (no overtime):	1967-68	9
FEWEST TIES:	1963-64, 1983-84	2
FEWEST HOME POINTS:	2010-11 (14-22-4)	34
FEWEST HOME WINS:	1969-70, 2010-11 (14-22-4)	14
FEWEST HOME LOSSES:	1965-66	4
FEWEST HOME TIES:	1959-60, 1964-65	0
FEWEST ROAD POINTS:	1962-63 (4-30-2)	10
FEWEST ROAD WINS:	1962-63, 1969-70	4
FEWEST ROAD LOSSES:	1998-99	11
FEWEST ROAD TIES:	1956-57, 1963-64, 1983-84	1*
MOST SHOOTOUT WINS:	2012-13	10
MOST SHOOTOUT LOSSES:	2008-09	8
FEWEST SHOOTOUT LOSSES:	2009-10, 2012-13	1
MOST SCORING POINTS:	1982-83	1,043

Single Season Team Record

Category	Years	Record
MOST GOALS SCORED:	1982-83	389
MOST ASSISTS:	1982-83	654
MOST POWER-PLAY GOALS:	1992-93	109
MOST SHORTHANDED GOALS:	1982-83, 1988-89, 1989-90	19
MOST HOME GOALS:	1982-83	220
FEWEST GOALS SCORED:	2008-09	184
MOST PENALTY MINUTES:	1995-96	2,588
FEWEST PENALTY MINUTES:	1966-67	693
MOST GOALS SCORED AGAINST:	1978-79	349
FEWEST GOALS SCORED AGAINST:	1998-99	176*
FEWEST ROAD GOALS AGAINST:	1998-99	86*
MOST FORTY GOAL SCORERS:	1974-75, 1982-83, 1989-90	3
MOST THIRTY GOAL SCORERS:	1964-65, 1981-82, 1982-83	5
MOST TWENTY GOAL SCORERS:	1973-74, 1977-78, 1982-83	8
MOST SHUTOUTS:	2004-05 (Ryan Miller - 8, Tom Askey - 1)	9
LONGEST WINNING STREAK:	Oct. 11-Nov. 2, 1984 April 14-May 19, 1996 Oct. 12-Nov. 10, 2009	11
LONGEST HOME WIN STREAK:	Dec. 12, 2004-Mar. 4, 2005	16
LONGEST UNBEATEN STREAK:	1965-66 (13-0-1) Oct. 24-Dec. 4, 1965 1999-2000 (12-0-2) Feb. 6-Mar. 10, 2000	14
LONGEST LOSING STREAK:	Feb. 6-Feb. 21, 1981 Oct. 2-Oct. 29, 1988 Dec. 1-Dec. 26, 2007	10
LONGEST WINLESS STREAK:	Mar. 20-Apr. 5, 1970 (0-10-4)	14

*AHL Record

Bold indicates records set or tied during the 2012-13 season.



Team Game Record

Category	Game	Record
MOST GOALS:	vs. Cleveland Nov. 24, 1966	14
MOST GOALS ON ROAD:	vs. Springfield April 1, 1972	10
	vs. Fredericton Nov. 24, 1981	
	vs. Maine Dec. 29, 1982	
MOST ASSISTS:	vs. St. Catharines April 7, 1985	25
MOST POINTS:	vs. St. Catharines April 7, 1985	38
MOST TOTAL GOALS:	Rochester 14 - Cleveland 6 Nov. 24, 1966	20
GREATEST WINNING MARGIN:	Rochester 13 - New Haven 1 Jan. 17, 1975	12
GREATEST LOSING MARGIN:	Rochester 3 - Providence 15 Feb. 13, 1972	12
	Rochester 1 - Nova Scotia 13 Feb. 15, 1980	
	Rochester 0 - Baltimore 12 Nov. 23, 1984	
SCORELESS TIES:	vs. Buffalo, Nov. 7, 1964 vs. Pittsburgh, Mar. 31, 1967 vs. Baltimore, Feb. 26, 1971 vs. Richmond, Feb. 11, 1972 vs. Virginia, Jan. 27, 1974 at Halifax, Nov. 20, 1991 vs. Adirondack, Nov. 10, 1997	

Season Team Record

Category	Game	Record
DIVISION CHAMPIONSHIPS:	1964-65, 1965-66, 1967-68 1973-74, 1977-78, 1982-83 1986-87, 1989-90, 1990-91 1996-97, 1998-99, 1999-2000, 2000-01, 2004-05	14
OVERALL REGULAR SEASON POINT CHAMPIONSHIP:	1964-65, 1967-68, 1973-74 1982-83, 1990-91, 2004-05	6
CALDER CUP CHAMPIONSHIPS:	1964-65, 1965-66, 1967-68 1982-83, 1986-87, 1995-96	6

Bold indicates records set or tied during the 2012-13 season.



Single Season Individual Record

Category	Player	Record	Year
MOST GOALS:	Paul Gardner	61	(1985-86)
MOST ASSISTS:	Geordie Robertson	73	(1982-83)
MOST POINTS:	Geordie Robertson	119	(1982-83)
MOST PENALTY MINUTES:	Rob Ray	446	(1988-89)
MOST GOALS BY CENTER:	Paul Gardner	61	(1985-86)
MOST ASSISTS BY CENTER:	Geordie Robertson	73	(1982-83)
MOST POINTS BY CENTER:	Geordie Robertson	119	(1982-83)
MOST GOALS BY RIGHT WING:	Jody Gage	60	(1987-88)
MOST ASSISTS BY RIGHT WING:	Ed Litzenberger	61	(1964-65)
MOST POINTS BY RIGHT WING:	Jody Gage	104	(1987-88)
MOST GOALS BY LEFT WING:	Murray Kuntz	51	(1973-74)
MOST ASSISTS BY LEFT WING:	Stan Smrke	59	(1964-65)
MOST POINTS BY LEFT WING:	Dick Gamble	98	(1965-66)
	Mike Donnelly	98	(1989-90)
MOST GOALS BY DEFENSEMAN:	Rick Pagnutti	18	(1972-73)
MOST ASSISTS BY DEFENSEMAN:	Bob Hess	58	(1980-81)
MOST POINTS BY DEFENSEMAN:	Bob Hess	75	(1980-81)
MOST GOALS BY GOALTENDER:	Darcy Wakaluk	1	(1987-88)*
	Robb Stauber	1	(1995-96)
MOST ASSISTS BY GOALTENDER:	Darcy Wakaluk	7	(1989-90)*
	David Littman	7	(1990-91)
MOST POINTS BY GOALTENDER:	Darcy Wakaluk	7	(1989-90)*
	David Littman	7	(1990-91)

Single Season Individual Record

Category	Player	Record	Year
MOST PIMs BY CENTER:	Brad Rubachuk	246	(1993-94)
MOST PIMs BY RIGHT WING:	Kevin Kerr	352	(1987-88)
MOST PIMs BY LEFT WING:	Rob Ray	446	(1988-89)
MOST PIMs BY DEFENSEMAN:	Jim Hofford	322	(1987-88)
MOST PIMs BY GOALTENDER:	Jim Pettie	55	(1976-77)
MOST GOALS BY A ROOKIE:	Thomas Vanek	42	(2004-05)
	Donald Audette	42	(1989-90)
MOST ASSISTS BY A ROOKIE:	Todd Simon	66	(1992-93)
MOST POINTS BY A ROOKIE:	Peter Ciavaglia	98	(1991-92)
MOST PIMs BY A ROOKIE:	Rob Ray	446	(1988-89)
MOST POWER-PLAY GOALS:	Thomas Vanek	25	(2004-05)
	Paul Gardner	25	(1985-86)
MOST SHORT-HANDED GOALS:	Gary McAdam	11	(1982-83)*
MOST GAME-WINNING GOALS:	Dean Sylvester	10	(1998-99)
MOST UNASSISTED GOALS:	Paul O'Neil	9	(1975-76)
LONGEST POINT STREAK:	Peter Ciavaglia (22+26=48)	25 games	(1992-93)
HIGHEST SHOOTING PERCENTAGE:	Dane Jackson	27.0	(1995-96)*

*AHL Record

Bold indicates records set or tied during the 2012-13 season.



Single-Season Individual Goaltenders Records

Category	Player	Record	Year
MOST GAMES PLAYED BY A GOALTENDER:	Gerry Cheevers	72	(1964-65)
MOST MINUTES PLAYED BY A GOALTENDER:	Gerry Cheevers	4,359	(1964-65)
MOST WINS BY A GOALTENDER:	Gerry Cheevers	48	(1964-65)*
MOST TIES:	Mika Noronen	12	(2001-02)
MOST LOSSES:	Ed Walsh Jacques Cloutier	27 27	(1979-80) (1980-81)
MOST TIES/SHOOTOUT LOSSES:	Vince Tremblay	8	(1984-85)
MOST SHUTOUTS BY A GOALTENDER:	Ryan Miller Bob Perreault Martin Biron Mika Noronen	8 6 6 6	(2004-05) (1967-68) (1998-99) (1999-00)
LOWEST GOALS-AGAINST AVERAGE:	Martin Biron	2.07	(1998-99)
HIGHEST SAVE PERCENTAGE:	Martin Biron	.930	(1998-99)#

*AHL Record #Tied for AHL Record

Amerks Individual Game Records

Category	Record	Date
LARGEST CROWD:	19,070 First Niagara Center (Buffalo, NY)	[12/28/12] (Rochester 3, Lake Erie 1)
MOST GOALS:	5 5 5 4 4 4 4 4 4 4 4 4 4 4 4 4 4 4	(10/21/05) (10/29/89) (1/17/75) (2/14/82, 1/2/83, 10/5/83) (10/18/85, 10/26/85, 3/14/90) (3/7/82, 4/3/83) (10/16/66, 10/29/66) (11/3/78) (10/17/75) (3/23/84) (3/10/89) (11/3/90) (12/1/72) (11/25/11)
TWO FASTEST SHG'S:	Jody Gage	8 seconds (3/25/89)*
MOST ASSISTS:	6 6 6 6	(10/21/05) (2/6/59) (1/24/65) (12/26/83)
MOST ASSISTS BY A GOALTENDER:	Lynn Zimmerman	3 (1972-73)*
MOST POINTS:	7 7 7	(2/24/67) (12/26/83) (1/31/91)
MOST PIM:	Wally Weir	54 (4 misconducts, 2 majors, 2 minors)

Bold indicates records set or tied during the 2012-13 season.



Amerks 20 - Goal Scorers

<p>1956-57</p> <p>Bronco Horvath 37 Eddie Mazur 24 Paul Mashick 24 Gordie Hannigan 21 Ab McDonald 21 Earl Balfour 21</p>	<p>1957-58</p> <p>Ab McDonald 30 Earl Balfour 27 Eddie Mazur 22 Stan Smrke 20 Skippy Burchell 20</p>	<p>1958-59</p> <p>Bill Hicke 41 Gary Aldcorn 37 Cecil Hoekstra 26 Rudy Migay 24 Guy Rousseau 20</p>
<p>1959-60</p> <p>Stan Smrke 40 Bob Nevin 32 Pat Hannigan 29 Hank Ciesla 27 Dave Creighton 25 Dick Van Impe 25 Bill Saunders 24</p>	<p>1960-61</p> <p>Gerry Ehman 32 Hank Ciesla 30 Dave Creighton 30 Guy Rousseau 26 Duke Edmondson 25 Wally Boyer 24 Dick Van Impe 21</p>	<p>1961-62</p> <p>Dick Gamble 39 Gerry Ehman 29 Jim Pappin 28 Bruce Draper 25 Wally Boyer 20</p>
<p>1962-63</p> <p>Dick Gamble 35 Jim Pappin 34 Gerry Ehman 30 Gene Ubriaco 22 Stan Smrke 22 John MacMillan 22</p>	<p>1963-64</p> <p>Gerry Ehman 36 Dick Gamble 34 Bronco Horvath 25 Stan Smrke 23 Wally Boyer 20</p>	<p>1964-65</p> <p>Dick Gamble 48 Bronco Horvath 38 Gerry Ehman 38 Stan Smrke 33 Norm Armstrong 32 Ed Litzenberger 25 Wally Boyer 20</p>
<p>1965-66</p> <p>Dick Gamble 47 Gerry Ehman 39 Jim Pappin 36 Mike Walton 35 Bronco Horvath 27</p>	<p>1966-67</p> <p>Dick Gamble 46 Gerry Ehman 33 Ed Joyal 32 Stan Smrke 31 Bronco Horvath 29 Don Blackburn 20</p>	<p>1967-68</p> <p>Bob Barlow 43 Bryan Hextall 24 Bob Cook 22 Dick Gamble 20</p>
<p>1968-69</p> <p>Ron Ward 35 Tom McCarthy 31 Dick Gamble 30 Norm Armstrong 29</p>	<p>1969-70</p> <p>Norm Armstrong 30 John Gofton 27 Bob Cook 26 Rene Robert 23 Jack Stanfield 21</p>	<p>1970-71</p> <p>Duke Harris 29 Ralph Stewart 27 Don Blackburn 25 Ron Ward 23 Bob Cook 22</p>
<p>1971-72</p> <p>Duke Harris 27 Bob Walton 25 Doug Brindley 20</p>	<p>1972-73</p> <p>Barry Merrell 32 Bob Kelly 27 Gene Sobchuk 22</p>	<p>1973-74</p> <p>Murray Kuntz 51 Barry Merrell 28 Bob Ellett 26 Gary Bredin 26 Art Stratton 24 Ron Dussiaume 23 Ross Butler 21 Larry McKillop 21</p>



Amerks 20 - Goal Scorers

1974-75		1975-76		1976-77	
Doug Gibson	44	Dave Hynes	37	Doug Gibson	41
Barry Merrell	44	Paul O'Neil	35	Gordie Clark	34
Dave Hynes	42	Gordie Clark	30	Ron Garwasiuk	32
Ron Garwasiuk	36	Barry Merrell	28	Rick Adduono	29
Gordie Clark	22	Rene Drolet	23	Rene Drolet	28
				Mike Byers	25
				Jim Jones	24
1977-78		1978-79		1979-80	
Rick Adduono	38	Bill Bennett	33	Chris Halyk	28
Gordie Clark	37	Brian McGregor	25	Geordie Robertson	26
Steve Langdon	30	Steve Langdon	25	Bob Mongrain	25
Ron Garwasiuk	29	Steve West	24	Paul Crowley	24
Earl Anderson	26	Barry Smith	23	Joe Kowal	20
Rene Drolet	24	Tom Songin	21		
Sean Shanahan	20	Daryl Drader	20		
Brian McGregor	20				
1980-81		1981-82		1982-83	
Ron Carter	31	Bob Mongrain	37	Geordie Robertson	46
Jean-Francois Sauve	29	Chris Halyk	36	Mal Davis	43
Paul Crowley	24	Kai Suikkanen	34	Gary McAdam	40
Bob Mongrain	21	Mal Davis	32	Kai Suikkanen	33
Peter Horachek	20	Gilles Hamel	31	Jean-Francois Sauve	30
		Dave Gorman	26	Bob Mongrain	29
				Yvon Lambert	26
				Randy Cunneynworth	23
1983-84		1984-85		1985-86	
Mal Davis	55	Claude Verret	40	Paul Gardner	61
Bob Mongrain	41	Randy Cunneynworth	30	Jody Gage	42
Claude Verrett	39	Warren Harper	29	Doug Trapp	21
Geordie Robertson	37	Ted Nolan	28	Mal Davis	21
Yvon Lambert	27	Geordie Robertson	27		
Warren Harper	25	Gates Orlando	26		
		Gary Burns	22		
1986-87		1987-88		1988-89	
Bob Logan	30	Jody Gage	60	Ken Priestlay	56
Don Lever	29	Ken Priestlay	27	Mike Donnelly	32
Doug Trapp	27	Benoit Hogue	24	Jody Gage	31
Jody Gage	26	Jim Jackson	23	Scott Metcalfe	20
Gates Orlando	22	Bob Logan	23	Kevin Kerr	20
1989-90		1990-91		1991-92	
Jody Gage	45	Jody Gage	42	Jody Gage	40
Mike Donnelly	43	Don Biggs	31	Peter Ciavaglia	37
Donald Audette	42	Scott McCrory	27	Dan Frawley	28
Francois Guay	28	Darrin Shannon	26	Jiri Sejba	27
Steve Ludzik	25	Joel Savage	25	Jason Winch	23
Darrin Shannon	20	Francois Guay	24		
		Steve Ludzik	22		



Amerks 20 - Goal Scorers

1992-93		1993-94		1994-95	
Jody Gage	40	Todd Simon	33	Viktor Gordiouk	31
Peter Ciavaglia	35	Viktor Gordiouk	28	Jason Dawe	27
Scott Thomas	32	Doug MacDonald	25	Todd Simon	25
Todd Simon	27	Jason Dawe	22	Matthew Barnaby	21
Jozef Cierny	27			Doug MacDonald	21
Doug MacDonald	25			Scott Thomas	21
Jason Young	20				
1995-96		1996-97		1997-98	
Craig Charron	43	Terry Yake	34	Vaclav Varada	30
Dixon Ward	38	Scott Metcalfe	32	Craig Charron	25
Dane Jackson	27	Craig Charron	24		
Barrie Moore	26	Dane Jackson	24		
Rob Conn	22	Vaclav Varada	23		
Scott Metcalfe	21	Scott Nichol	22		
		Curtis Brown	22		
1998-99		1999-00		2000-01	
Domenic Pittis	38	Denis Hamel	30	Jeremy Adduono	24
Dean Sylvester	35	Jeremy Adduono	23	Francois Methot	22
Mike Harder	31	Jason Cipolla	23	Norm Milley	20
Craig Fisher	29	Chris Taylor	21	Joe Murphy	20
Matt Davidson	26	Darren VanOene	20	Chris Taylor	20
2001-02		2002-03		2003-04	
Christian Matte	22	Jason Botterill	37	Jason Pominville	34
Chris Taylor	21	Denis Hamel	27	Domenic Pittis	20
Norm Milley	20				
2004-05		2005-06		2006-07	
Thomas Vanek	42	Chris Thorburn	23	Michael Ryan	28
Jason Pominville	30	Clarke MacArthur	21	Mark Mancari	23
Chris Taylor	21			Drew Stafford	22
				Clarke MacArthur	21
2007-08		2008-09		2009-10	
Mark Mancari	21	Karl Stewart	20	Jeff Taffe	28
Stefan Meyer	21			Jamie Johnson	27
Dylan Hunter	20			Michal Repik	22
				Graham Mink	20
2010-11		2011-2012		2012-2013	
Michael Duco	20	Derek Whitmore	28	Mark Mancari	22
		Paul Szczechura	21		



85 - Point Performance

YEAR	PLAYER	GP	G	A	PTS
82-83	Geordie Robertson	72	46	73	119
74-75	Doug Gibson	75	44	72	116
85-86	Paul Gardner	71	61	51	112
64-65	Bronco Horvath	72	38	68	106
87-88	Jody Gage	76	60	44	104
98-99	Domenic Pittis	76	38	66	104
83-84	Mal Davis	71	55	48	103
92-93	Peter Ciavaglia	64	35	67	102
96-97	Terry Yake	78	34	67	101
85-86	Jody Gage	73	42	57	99
82-83	Jean-Francois Sauve	73	30	69	99
65-66	Dick Gamble	71	47	51	98
89-90	Mike Donnelly	68	43	55	98
77-78	Rick Adduono	76	38	60	98
91-92	Peter Ciavaglia	77	37	61	98
76-77	Doug Gibson	78	41	56	97
58-59	Billy Hicke	69	41	56	97
95-96	Craig Charron	72	43	52	95
67-68	Bob Barlow	72	43	52	95
73-74	Art Stratton	76	24	71	95
95-96	Dixon Ward	71	38	56	94
88-89	Ken Priestlay	64	56	37	93
84-85	Claude Verret	76	40	53	93
92-93	Todd Simon	67	27	66	93
64-65	Stan Smrke	71	33	59	92
83-84	Geordie Robertson	64	37	54	91
83-84	Claude Verrett	65	39	51	90
94-95	Todd Simon	69	25	65	90
89-90	Donald Audette	70	42	46	88
65-66	Gerry Ehman	70	39	49	88
77-78	Gordie Clark	75	37	51	88
90-91	Don Biggs	65	31	57	88
64-65	Gerry Ehman	70	38	49	87
65-66	Jim Pappin	63	36	51	87
73-74	Barry Merrell	75	28	59	87
65-66	Mike Walton	68	35	51	86
64-65	Ed Litzenberger	72	25	61	86
74-75	Barry Merrell	74	44	41	85
90-91	Jody Gage	73	42	43	85
83-84	Bob Mongrain	78	41	44	85
63-64	Gerry Ehman	66	36	49	85
93-94	Todd Simon	55	33	52	85

Performances in bold won the John B. Sollenberger Trophy as the AHL's leading scorer.



AHL Affiliate of
the Buffalo Sabres



2013 ROCHESTER AMERICANS 2014

PLAYOFFS

Rochester Americans PLAYOFF NOTES



AMERKS.com

All-Time Playoff Notes

43 Playoffs

81 Series:	44 wins	37 losses
406 Games Played:	210 wins	196 losses
203 Home Games:	125 wins	78 losses
203 away games:	87 wins	116 losses
68 Overtime Games:	29 wins	39 losses
31 Home OT Games:	18 wins	13 losses
37 OT Away Games:	11 wins	26 losses
	1,355 goals for	1,275 goals against
Home:	751 goals for	613 goals against
Away:	604 goals for	662 goals against

Number of Games Opponents Shut Out:	19
Number of Games Were Shut Out by Opponents:	14

6 – CALDER CUP CHAMPIONSHIPS: 1964-65 vs. Hershey, 1965-66 vs. Cleveland, 1967-68 vs. Quebec, 1982-83 vs. Maine, 1986-87 vs. Sherbrooke, 1995-96 vs. Portland

10 – Calder Cup Runners-up: 1956-57 vs. Cleveland, 1959-60, 1989-90, 1990-91 vs. Springfield, 1966-67 vs. Pittsburgh, 1976-77 vs. Nova Scotia, 1983-84 vs. Maine, 1992-93 vs. Cape Bretons, 1998-99 vs. Providence, 1999-00 vs. Hartford

First Place Teams to Win Playoffs: 1964-65, 1965-66, 1967-68, 1982-83, 1986-87

Amerks Leaders in Playoff Scoring - Calder Cup Years

Year	Player	GP	G	A	PTS
1964-65	Billy Harris	10	5	12	17
1965-66	Mike Walton	12	8	4	12
1982-83	J-F Sauve	16	7	21	28
1986-87	Gates Orlando	18	9	13	22
1990-91	Don Biggs	15	9	14	23
1995-96	Dixon Ward	19	11	24	35



Amerks Playoff Records

All-time leading scorers:	Willie Marshall Jody Gage	112 GP 48+71=119 113 GP 51+59=110
Most goals scored in one playoff:	Sean McKenna Jody Gage J.P. Dumont	14 goals in 16 games (1982-83) 14 goals in 17 games (1986-87) 14 goals in 21 games (1999-00)
Most goals by a rookie in one playoff:	Sean McKenna	14 goals in 16 games (1982-83, tied AHL Record)
Most assists in one playoff:	Domenic Pittis	26 in 21 games (1999-00) (Tied AHL Record)
Most points in one playoff:	Dixon Ward	35 points in 19 games (1995-96)
Most wins by a goaltender in one playoff:	Steve Shields	15 (1995-96) (Tied AHL Record)
Most losses by a goaltender in one playoff:	Jacques Cloutier	9 (1983-84)
Most shutouts in one playoff:	Mika Noronen	6 (1999-00) (AHL Record)
Lowest GAA in one playoff (minimum of 5 games):	Mika Noronen	1.80 (1999-00)
Highest Save Percentage in one playoff (minimum of 5 games):	Mika Noronen	.935 (1999-00)
Most defeats in succession in one playoff – 4		1973-74, 1975-76, 1979-80, 1984-85, 1990-91, 1992-93, 1993-94

Biggest Comeback: 1959-60 playoff series, down 3-0 vs. Cleveland and won series 4-3. The 1959-60 edition of the Rochester Americans was the first team to win a best-of-seven series after losing the first three games. The Amerks fell behind the Cleveland Barons, 3-0, in the semifinals of the Calder Cup playoffs in '59-60. After losing 2-0, 2-1 and 7-5, the Amerks recorded 5-3, 4-1, 5-3 and 4-1 victories. The Amerks went on to lose the final to Springfield, 4-1. Adirondack (Red Wings) came back against Hershey to win its series 4-3 after being down 3-0 in the 1988-89 playoffs.

*AHL Record



Amerks Calder Cup Championship Teams

1964-65 Rochester Americans: Coach **Joe Crozier**, Al Arbour, Norman "Red" Armstrong, Wally Boyer, Don Cherry, Les Duff, Gerry Ehman, Dick Gamble, Billy Harris, Larry Hillman, Bronco Horvath, Ed Litzenberger, Jim Pappin, Duane Rupp, Darryl Sly, Stan Smrke, Gerry Cheevers (G)

1965-66 Rochester Americans: Coach **Joe Crozier**, Al Arbour, Norman "Red" Armstrong, Don Cherry, Brian Conacher, Les Duff, Gerry Ehman, Darryl Edestrand, Dick Gamble, Bronco Horvath, Larry Jeffrey, Ed Litzenberger, Jim Pappin, Duane Rupp, Darryl Sly, Stan Smrke, Bobby Perreault (G), Gary Smith (G)

1967-68 Rochester Americans: Coach **Joe Crozier**, Norman "Red" Armstrong, Bob Barlow, Don Cherry, Bob Cook, Les Duff, Dick Gamble, Murray Hall, George Harris, Bryan Hextall, Bronco Horvath, Don Johns, Len Lunde, Jim McKenny, Jim Pappin, Marc Reaume, Darryl Sly, Ted Taylor, Bobby Perreault (G), Carl Wetzel (G)

1982-83 Rochester Americans: Coach **Mike Keenan**, Lou Crawford, Randy Cunneyworth, Steve Dykstra, Clint Fehr, Jere Gilles, Val James, Don Keller, Yvon Lambert, Chris Langevin, Heikki Leime, Gary McAdam, Sean McKenna, Mike Moller, Bob Mongrain, Daniel Naud, Geordie Robertson, Dirk Rueter, Jean-Francois Sauve, Venci Sebek, Kai Suikkonen, Kari Souraniemi, Jim Wiemer, Jacques Cloutier (G), Paul Harrison (G)

1986-87 Rochester Americans: Coach **John Van Boxmeer**, Mikael Andersson, Jack Brownschidle, Paul Brydges, Al Conroy, Richie Dunn, Jay Fraser, Dave Fenyves (Playoff MVP), Jody Gage, Richard Hajdu, Bob Halkidis, Jim Hofford, Benoit Hogue, Jim Jackson, Don Lever, Bob Logan, Gates Orlando, Jayson Meyer, Jeff Parker, Ken Priestlay, Andy Ristau, Ray Sheppard, Doug Trapp, Claude Verret, Daren Puppa (G), Darcy Wakaluk (G)

1995-96 Rochester Americans: Coach **John Tortorella**, Curtis Brown, Craig Charron, Jason Cirone, Rob Conn, David Cooper, Scott Feasby, Dan Frawley, Terry Hollinger, Brian Holzinger, Doug Houda, Dane Jackson, Steve Junker, Sergei Klimentiev, Jamie Leach, Dean Melanson, Scott Metcalfe, Barrie Moore, Rumun Ndur, Scott Nichol, Wayne Primeau, Vaclav Varada, Dixon Ward (Playoff MVP), Bob Westerby, Shayne Wright, John Blue (G), Steve Shields (G)





Calder Cup Champions

Season	Champion	Losing Finalist	Series
1936-37	Syracuse Stars	Philadelphia Ramblers	3-1
1937-38	Providence Reds	Syracuse Stars	3-1
1938-39	Cleveland Barons	Philadelphia Ramblers	3-1
1939-40	Providence Reds	Pittsburgh Hornets	3-0
1940-41	Cleveland Barons	Hershey Bears	3-2
1941-42	Indianapolis Capitals	Hershey Bears	3-2
1942-43	Buffalo Bisons	Indianapolis Capitals	3-0
1943-44	Buffalo Bisons	Cleveland Barons	4-0
1944-45	Cleveland Barons	Hershey Bears	4-2
1945-46	Buffalo Bisons	Cleveland Barons	4-0
1946-47	Hershey Bears	Pittsburgh Hornets	4-3
1947-48	Cleveland Barons	Buffalo Bisons	4-0
1948-49	Providence Reds	Hershey Bears	4-3
1949-50	Indianapolis Capitals	Cleveland Barons	4-0
1950-51	Cleveland Barons	Pittsburgh Hornets	4-3
1951-52	Pittsburgh Hornets	Providence Reds	4-2
1952-53	Cleveland Barons	Pittsburgh Hornets	4-3
1953-54	Cleveland Barons	Hershey Bears	4-2
1954-55	Pittsburgh Hornets	Buffalo Bisons	4-2
1955-56	Providence Reds	Cleveland Barons	4-0
1956-57	Cleveland Barons	Rochester Americans	4-1
1957-58	Hershey Bears	Springfield Indians	4-2
1958-59	Hershey Bears	Buffalo Bisons	4-2
1959-60	Springfield Indians	Rochester Americans	4-1
1960-61	Springfield Indians	Hershey Bears	4-0
1961-62	Springfield Indians	Buffalo Bisons	4-1
1962-63	Buffalo Bisons	Hershey Bears	4-3
1963-64	Cleveland Barons	Quebec Aces	4-0
1964-65	Rochester Americans	Hershey Bears	4-1
1965-66	Rochester Americans	Cleveland Barons	4-2
1966-67	Pittsburgh Hornets	Rochester Americans	4-0
1967-68	Rochester Americans	Quebec Aces	4-2
1968-69	Hershey Bears	Quebec Aces	4-1
1969-70	Buffalo Bisons	Springfield Kings	4-0
1970-71	Springfield Kings	Providence Reds	4-0
1971-72	Nova Scotia Voyageurs	Baltimore Clippers	4-2
1972-73	Cincinnati Swords	Nova Scotia Voyageurs	4-1
1973-74	Hershey Bears	Providence Reds	4-1
1974-75	Springfield Indians	New Haven Nighthawks	4-1
1975-76	Nova Scotia Voyageurs	Hershey Bears	4-1
1976-77	Nova Scotia Voyageurs	Rochester Americans	4-2
1977-78	Maine Mariners	New Haven Nighthawks	4-1
1978-79	Maine Mariners	New Haven Nighthawks	4-0
1979-80	Hershey Bears	New Brunswick Hawks	4-2
1980-81	Adirondack Red Wings	Maine Mariners	4-2
1981-82	New Brunswick Hawks	Binghamton Whalers	4-1
1982-83	Rochester Americans	Maine Mariners	4-0
1983-84	Maine Mariners	Rochester Americans	4-1
1984-85	Sherbrooke Canadiens	Baltimore Skipjacks	4-2
1985-86	Adirondack Red Wings	Hershey Bears	4-2
1986-87	Rochester Americans	Sherbrooke Canadiens	4-3
1987-88	Hershey Bears	Fredericton Express	4-0
1988-89	Adirondack Red Wings	New Haven Nighthawks	4-1
1989-90	Springfield Indians	Rochester Americans	4-2
1990-91	Springfield Indians	Rochester Americans	4-2
1991-92	Adirondack Red Wings	St. John's Maple Leafs	4-3
1992-93	Cape Breton Oilers	Rochester Americans	4-1



Calder Cup Champions

Season	Champion	Losing Finalist	Series
1993-94	Portland Pirates	Moncton Hawks	4-2
1994-95	Albany River Rats	Fredericton Canadiens	4-0
1995-96	Rochester Americans	Portland Pirates	4-3
1996-97	Hershey Bears	Hamilton Bulldogs	4-1
1997-98	Philadelphia Phantoms	Saint John Flames	4-2
1998-99	Providence Bruins	Rochester Americans	4-1
1999-00	Hartford Wolf*Pack	Rochester Americans	4-2
2000-01	Saint John Flames	Wilkes-Barre/Scranton Penguins	4-2
2001-02	Chicago Wolves	Bridgeport Sound Tigers	4-1
2002-03	Houston Aeros	Hamilton Bulldogs	4-3
2003-04	Milwaukee Admirals	Wilkes-Barre/Scranton Penguins	4-0
2004-05	Philadelphia Phantoms	Chicago Wolves	4-0
2005-06	Hershey Bears	Milwaukee Admirals	4-2
2006-07	Hamilton Bulldogs	Hershey Bears	4-1
2007-08	Chicago Wolves	Wilkes-Barre/Scranton Penguins	4-2
2008-09	Hershey Bears	Manitoba Moose	4-2
2009-10	Hershey Bears	Texas Stars	4-2
2010-11	Binghamton Senators	Houston Aeros	4-2
2011-12	Norfolk Admirals	Toronto Marlies	4-0
2012-13	Grand Rapids Griffins	Syracuse Crunch	4-2



AMERICANS vs. Abbotsford Heat

Series: 0-1 2009-10	Games: 7 Division Semifinals	Wins: 3	Losses: 4 Abbotsford won 4-3
-------------------------------	--	----------------	--

AMERICANS vs. Adirondack Red Wings (inactive)

Series: 2-2 1987-88 1991-92 1995-96 1998-99	Games: 16 Quarterfinal: League Semi: Division Semi: Quarterfinal:	Wins: 10 AMERICANS won 3-0 AMERICANS won 3-0	Losses: 6 Adirondack won 4-3 Adirondack won 2-1
--	--	---	--

AMERICANS vs. Albany River Rats (inactive)

Series: 1-1 1996-97 1999-00	Games: 12 Division Final: Quarterfinal:	Wins: 6 AMERICANS won 3-2	Losses: 6 Albany won 4-3
--	--	--	------------------------------------

AMERICANS vs. Baltimore Clippers (inactive)

Series: 1-0 1966-67	Games: 4 Semifinal:	Wins: 3 AMERICANS won 3-1	Losses: 1
-------------------------------	-------------------------------	--	------------------

AMERICANS vs. Baltimore Skipjacks (inactive)

Series: 2-1 1983-84 1984-85 1989-90	Games: 17 Semifinal: Quarterfinal: Semifinal:	Wins: 9 AMERICANS won 4-2 AMERICANS won 4-2	Losses: 8 Baltimore won 4-1
---	---	--	---------------------------------------

AMERICANS vs. Binghamton Rangers (inactive)

Series: 3-1 1990-91 1991-92 1992-93 1994-95	Games: 23 Semifinal: Division Final: Division Final: Division Semi:	Wins: 13 AMERICANS won 4-0 AMERICANS won 4-3 AMERICANS won 4-3	Losses: 10 Binghamton won 4-1
--	--	---	---

AMERICANS vs. Binghamton Whalers (inactive)

Series: 2-1 1981-82 1982-83 1986-87	Games: 16 Semifinal: Quarterfinal: Semifinal:	Wins: 9 AMERICANS won 4-1 AMERICANS won 4-2	Losses: 7 Binghamton won 4-1
---	---	--	--

AMERICANS vs. Boston Braves (inactive)

Series: 0-1 1972-73	Games: 6 Quarterfinal:	Wins: 2	Losses: 4 Boston won 4-2
-------------------------------	----------------------------------	----------------	------------------------------------

AMERICANS vs. Buffalo Bisons (inactive)

Series: 0-2 1958-59 1961-62	Games: 7 Semifinal: Quarterfinal:	Wins: 1	Losses: 6 Buffalo won 4-1 Buffalo won 2-0
--	--	----------------	--

AMERICANS vs. Cape Breton Oilers (inactive)

Series: 0-1 1992-93	Games: 5 CC Final:	Wins: 1	Losses: 4 Cape Breton won 4-1
-------------------------------	------------------------------	----------------	---

AMERICANS vs. Cornwall Aces (inactive)

Series: 1-0 1995-96	Games: 4 Division Final:	Wins: 4 AMERICANS won 4-0	Losses: 0
-------------------------------	------------------------------------	--	------------------



AMERICANS vs. Cleveland Barons (inactive)

Series: 3-3	Games: 27	Wins: 12	Losses: 15
1956-57	CC Final:		Cleveland won 4-1
1959-60	Semifinal:	AMERICANS won 4-3	
1962-63	Quarterfinal:		Cleveland won 2-0
1963-64	Quarterfinal:		Cleveland won 2-0
1965-66	CC Final:	AMERICANS won 4-2	
1966-67	Quarterfinal:	AMERICANS won 3-2	

AMERICANS vs. Hamilton Bulldogs

Series: 4-1	Games: 26	Wins: 18	Losses: 8
1998-99	Division Semi:	AMERICANS won 4-2	
1999-00	Semifinal:	AMERICANS won 4-2	
2003-04	Division Finals:	AMERICANS won 4-0	
2004-05	Division Semifinal:	AMERICANS won 4-0	
2006-07	Division Semifinal:		Hamilton won 4-2

AMERICANS vs. Hartford Wolf*Pack (inactive)

Series: 0-1	Games: 6	Wins: 2	Losses: 4
1999-00	CC Final:		Hartford won 4-2

AMERICANS vs. Hershey Bears

Series: 6-1	Games: 34	Wins: 24	Losses: 10
1964-65	CC Final:	AMERICANS won 4-1	
1967-68	Quarterfinal:	AMERICANS won 4-1	
1986-87	Quarterfinal:	AMERICANS won 4-1	
1990-91	Quarterfinal:	AMERICANS won 4-1	
1991-92	Division Semi:	AMERICANS won 4-2	
1993-94	Division Semi:		Hershey won 4-0
1999-00	Conference Finals:	AMERICANS won 4-0	

AMERICANS vs. Maine Mariners (inactive)

Series: 1-1	Games: 9	Wins: 5	Losses: 4
1982-83	CC Final:	AMERICANS won 4-0	
1983-84	CC Final:		Maine won 4-1

AMERICANS vs. Manitoba Moose (inactive)

Series: 0-1	Games: 5	Wins: 1	Losses: 4
2004-05	Division Final:		Manitoba won 4-1

AMERICANS vs. Milwaukee Admirals

Series: 0-2	Games: 8	Wins: 2	Losses: 6
2002-03	Conference Qualifier:		Milwaukee won 2-1
2003-04	Conference Finals:		Milwaukee won 4-1

AMERICANS vs. New Haven Nighthawks (inactive)

Series: 3-3	Games: 33	Wins: 15	Losses: 18
1973-74	Quarterfinal:		New Haven won 4-2
1976-77	Semifinal:	AMERICANS won 4-2	
1977-78	Quarterfinal:		New Haven won 4-2
1979-80	Quarterfinal:		New Haven won 4-0
1981-82	Quarterfinal:	AMERICANS won 3-1	
1982-83	Semifinal:	AMERICANS won 4-3	

AMERICANS vs. Nova Scotia Voyageurs/Oilers (inactive)

Series: 1-2	Games: 16	Wins: 6	Losses: 10
1974-75	Quarterfinal:	AMERICANS won 4-2	
1975-76	Semifinal:		Nova Scotia won 4-0
1976-77	CC Final:		Nova Scotia won 4-2



AMERICANS vs. Philadelphia Phantoms (inactive)

Series: 1-3	Games: 16	Wins: 6	Losses: 10
1997-98	Division Semi:		Philadelphia won 3-1
1998-99	WC Final:	AMERICANS won 4-2	
2000-01	Quarterfinal:		Philadelphia won 3-1
2001-02	Conference Qualifier:		Philadelphia won 2-0

AMERICANS vs. Pittsburgh Hornets (inactive)

Series: 0-1	Games: 4	Wins: 0	Losses: 4
1966-67	CC Final:		Pittsburgh won 4-0

AMERICANS vs. Portland Pirates

Series: 0-1	Games: 7	Wins: 4	Losses: 3
1995-96	CC Final:	AMERICANS won 4-3	

AMERICANS vs. Providence Bruins

Series: 0-1	Games: 5	Wins: 1	Losses: 4
1998-99	CC Final:		Providence won 4-1

AMERICANS vs. Providence Reds (inactive)

Series: 2-0	Games: 8	Wins: 7	Losses: 1
1956-57	Semifinal:	AMERICANS won 4-1	
1975-76	Quarterfinal:	AMERICANS won 3-0	

AMERICANS vs. Quebec Aces (inactive)

Series: 3-0	Games: 17	Wins: 12	Losses: 5
1964-65	Semifinal:	AMERICANS won 4-1	
1965-66	Semifinal:	AMERICANS won 4-2	
1967-68	CC Final:	AMERICANS won 4-2	

AMERICANS vs. Sherbrooke Canadiens (inactive)

Series: 1-0	Games: 7	Wins: 4	Losses: 3
1986-87	CC Final:	AMERICANS won 4-3	

AMERICANS vs. Springfield Kings/Indians (inactive)

Series: 0-4	Games: 23	Wins: 7	Losses: 16
1959-60	CC Final:		Springfield won 4-1
1974-75	Semifinal:		Springfield won 4-2
1989-90	CC Final:		Springfield won 4-2
1990-91	CC Final:		Springfield won 4-2

AMERICANS vs. St. Catharines Saints (inactive)

Series: 1-0	Games: 7	Wins: 4	Losses: 3
1983-84	Quarterfinal:	AMERICANS won 4-3	

AMERICANS vs. Syracuse Crunch

Series: 3-0	Games: 15	Wins: 11	Losses: 4
1995-96	Conference Finals:	AMERICANS won 4-1	
1996-97	Division Semi:	AMERICANS won 3-0	
2003-04	Division Semifinals:	AMERICANS won 4-3	

AMERICANS vs. Toronto Marlies

Series: 0-2	Games: 6	Wins: 0	Losses: 6
2011-12	Conference Quarterfinals:		Toronto won 3-0
2012-13	Conference Quarterfinals:		Toronto won 3-0

AMERICANS vs. Utica Devils (inactive)

Series: 2-0	Games: 10	Wins: 8	Losses: 2
1989-90	Quarterfinal:	AMERICANS won 4-1	
1992-93	Division Semi:	AMERICANS won 4-1	



CALDER CUP FINALS: 16 series - 103 games - (48 wins - 55 losses)

CALDER CUP CHAMPIONSHIPS: 6

Against: Cleveland, Hershey, Maine, Portland, Quebec, Sherbrooke.

Calder Cup Runners-up: 10

Against: Cleveland, Cape Breton, Hartford, Maine, Nova Scotia, Pittsburgh, Providence, Springfield (3).

CONFERENCE FINALS: 4 series - 20 games - (13 wins - 7 losses)

Won: 3

Against: Hershey, Syracuse, Philadelphia.

Lost: 1

Against: Milwaukee.

LEAGUE SEMIFINALS: 19 series - 102 games - (58 wins - 44 losses)

Won: 13

Against: Baltimore (3), Binghamton (2), Cleveland, Hamilton, Hershey, New Haven (2), Providence, Quebec (2).

Lost: 6

Against: Adirondack, Buffalo, Binghamton, New Haven, Nova Scotia, Springfield.

DIVISION FINALS: 10 series - 53 games - (30 wins - 23 losses)

Won: 6

Against: Adirondack, Hamilton (2), Hershey and Syracuse (2).

Lost: 4

Against: Hamilton, Hershey, Binghamton, Philadelphia.

QUARTERFINALS: 22 series - 97 games (48 wins, 49 losses)

Won: 11

Against: Adirondack, Albany, Binghamton, Cleveland, Hershey (2), New Haven, Nova Scotia, Providence, St. Catharines, Utica.

Lost: 11

Against: Adirondack, Baltimore, Boston, Buffalo, Cleveland (2), New Haven (2), Philadelphia, Toronto (2)

QUALIFIER: 2 series - 5 games - (1 win - 4 losses)

Won: 0

Lost: 2

Against: Milwaukee, Philadelphia



Playoff History

Year	Series	Date	Away	Home	OT	Attendance
1957	Roch. 4 Prov. 1	March 26 - Game 1	Rochester 1	Providence 0		5,288
		March 28 - Game 2	Rochester 1	Providence 0		5,762
		March 29 - Game 3	Providence 4	Rochester 3		7,105
		March 30 - Game 4	Providence 1	Rochester 5		7,512
		April 3 - Game 5	Rochester 4	Providence 2		5,850
1957	Clev. 4 Roch. 1	April 9 - Game 1	Rochester 1	Cleveland 2	OT	4,818
		April 10 - Game 2	Cleveland 2	Rochester 5	OT	6,588
		April 13 - Game 3	Rochester 1	Cleveland 5		10,753
		April 14 - Game 4	Cleveland 6	Rochester 3		7,657
		April 17 - Game 5	Rochester 4	Cleveland 5	2 OT	9,505
1958	Amerks did not make the playoffs					
1959	Buff. 4 Roch. 1	March 25 - Game 1	Rochester 2	Buffalo 3		NA
		March 28 - Game 2	Rochester 0	Buffalo 2	OT	9,095
		April 3 - Game 3	Buffalo 1	Rochester 4		6,880
		April 5 - Game 4	Buffalo 3	Rochester 2	OT	7,091
		April 7 - Game 5	Rochester 2	Buffalo 3		NA
1960	Roch. 4 Clev. 3	March 30 - Game 1	Cleveland 2	Rochester 0		3,512
		April 1 - Game 2	Cleveland 2	Rochester 1		5,185
		April 2 - Game 3	Rochester 5	Cleveland 7		6,880
		April 3 - Game 4	Rochester 5	Cleveland 3		4,762
		April 5 - Game 5	Cleveland 1	Rochester 4		3,233
		April 9 - Game 6	Rochester 5	Cleveland 3		7,048
		April 10 - Game 7	Cleveland 1	Rochester 4		7,762
1960	Spr. 4 Roch. 1	April 13 - Game 1	Rochester 2	Springfield 3		4,310
		April 16 - Game 2	Rochester 2	Springfield 3		5,934
		April 17 - Game 3	Springfield 2	Rochester 7		6,341
		April 19 - Game 4	Springfield 3	Rochester 2		6,548
		April 22 - Game 5	Rochester 3	Springfield 6		5,543
Springfield Wins Calder Cup						
1961	Amerks did not make the playoffs					
1962	Buff. 2 Roch. 0	April 4 - Game 1	Rochester 2	Buffalo 3		4,399
		April 6 - Game 2	Buffalo 5	Rochester 1		4,493
1963	Clev. 2 Roch. 0	April 3 - Game 1	Rochester 3	Cleveland 6		2,543
		April 5 - Game 2	Cleveland 6	Rochester 3		3,403
1964	Clev. 2 Roch. 0	April 1 - Game 1	Cleveland 6	Rochester 3		5,101
		April 4 - Game 2	Rochester 1	Cleveland 4		6,340
1965/A	Roch. 4 Que. 1	March 31 - Game 1	Quebec 2	Rochester 4		4,816
		April 2 - Game 2	Quebec 1	Rochester 5		8,012
		April 4 - Game 3	Rochester 3	Quebec 5		9,676
		April 7 - Game 4	Rochester 5	Quebec 1		11,425
		April 8 - Game 5	Quebec 2	Rochester 5		7,424
1965/E	Roch. 4 Hers. 1	April 21 - Game 1	Hershey 1	Rochester 2	OT	5,319
		April 23 - Game 2	Hershey 3	Rochester 8		6,689
		April 24 - Game 3	Rochester 2	Hershey 5		7,219
		April 28 - Game 4	Rochester 3	Hershey 2		6,011
		April 30 - Game 5	Hershey 2	Rochester 6		7,556
Rochester wins Calder Cup						



Playoff History

Year	Series	Date	Away	Home	OT	Attendance
1966/A	Roch. 4 Que. 2	April 13 - Game 1	Rochester 3	Quebec 2		9,204
		April 17 - Game 2	Rochester 2	Quebec 5		10,017
		April 20 - Game 3	Quebec 5	Rochester 3@		3,062
		April 23 - Game 4	Quebec 2	Rochester 7@		5,350
		April 24 - Game 5	Rochester 4	Quebec 2		9,851
		April 27 - Game 6	Quebec 3	Rochester 6@		3,188
<i>@ Games played in Toronto</i>						
1966/E	Roch. 4 Clev. 2	April 30 - Game 1	Cleveland 0	Rochester 4@		3,323
		May 4 - Game 2	Rochester 1	Cleveland 2		3,767
		May 7 - Game 3	Rochester 1	Cleveland 5		8,045
		May 8 - Game 4	Cleveland 1	Rochester 3*		7,655
		May 10 - Game 5	Cleveland 0	Rochester 7@		1,894
		May 13 - Game 6	Rochester 3	Cleveland 2		6,117
Rochester wins Calder Cup						
<i>@ Games played in Toronto * Games played in Buffalo</i>						
1967/C	Roch. 3 Clev. 2	April 5 - Game 1	Cleveland 4	Rochester 1		3,202
		April 7 - Game 2	Cleveland 4	Rochester 1		5,349
		April 8 - Game 3	Rochester 3	Cleveland 2	OT	5,612
		April 11 - Game 4	Rochester 2	Cleveland 0		2,566
		April 12 - Game 5	Cleveland 1	Rochester 3		6,664
1967/D	Roch. 3 Balt. 1	April 16 - Game 1	Baltimore 3	Rochester 4	30T	6,449
		April 18 - Game 2	Baltimore 5	Rochester 3		5,347
		April 21 - Game 3	Rochester 4	Baltimore 0		9,475
		April 23 - Game 4	Rochester 7	Baltimore 5		5,542
1967/E	Pitts. 4 Roch. 0	April 26 - Game 1	Rochester 1	Pittsburgh 7		4,461
		April 28 - Game 2	Pittsburgh 2	Rochester 1		7,683
		April 29 - Game 3	Rochester 1	Pittsburgh 5		5,709
		April 30 - Game 4	Rochester 3	Pittsburgh 4	OT	5,000+
Pittsburgh wins Calder Cup						
1968/A	Roch. 4 Hers. 1	April 3 - Game 1	Hershey 2	Rochester 4		4,112
		April 5 - Game 2	Hershey 1	Rochester 4		NA
		April 6 - Game 3	Rochester 2	Hershey 1	OT	5,409
		April 10 - Game 4	Rochester 1	Hershey 7		3,453
		April 12 - Game 5	Hershey 2	Rochester 5		5,517
1968/D	Roch. 4 Que. 2	April 24 - Game 1	Quebec 2	Rochester 4		4,373
		April 26 - Game 2	Quebec 2	Rochester 4		7,898
		April 28 - Game 3	Rochester 3	Quebec 6		10,177
		April 30 - Game 4	Rochester 5	Quebec 6	OT	8,207
		May 3 - Game 5	Quebec 3	Rochester 4	OT	7,902
		May 4 - Game 6	Rochester 4	Quebec 2		11,711
Rochester Wins Calder Cup						
1969-72 Amerks did not make the playoffs						
1973	Bos. 4 Roch. 2	April 3 - Game 1	Rochester 2	Boston 3	OT	1,719
		April 7 - Game 2	Rochester 4	Boston 6		2,207
		April 8 - Game 3	Boston 4	Rochester 5		6,675
		April 11 - Game 4	Boston 3	Rochester 5		6,461
		April 13 - Game 5	Rochester 4	Boston 5		2,550
		April 15 - Game 6	Boston 6	Rochester 4		7,575
1974/A	N.H. 4 Roch. 2	April 3 - Game 1	New Haven 3	Rochester 4	OT	5,209
		April 5 - Game 2	New Haven 1	Rochester 2		7,370
		April 10 - Game 3	Rochester 2	New Haven 5		NA
		April 13 - Game 4	Rochester 4	New Haven 5		NA
		April 14 - Game 5	New Haven 4	Rochester 1		NA
		April 16 - Game 6	Rochester 3	New Haven 6		7,090



Playoff History

Year	Series	Date	Away	Home	OT	Attendance
1975/B	Roch. 4 N.S. 2	April 2 - Game 1	Nova Scotia 3	Rochester 2		4,776
		April 6 - Game 2	Nova Scotia 4	Rochester 5	OT	7,268
		April 9 - Game 3	Rochester 2	Nova Scotia 1	OT	5,352
		April 11 - Game 4	Rochester 2	Nova Scotia 1		4,160
		April 13 - Game 4	Nova Scotia 6	Rochester 3		7,370
		April 16 - Game 6	Rochester 5	Nova Scotia 2		5,155
1975/E	Spr. 4 Roch. 2	April 18 - Game 1	Springfield 2	Rochester 5		5,534
		April 20 - Game 2	Rochester 4	Springfield 5	OT	4,818
		April 22 - Game 3	Springfield 2	Rochester 4		4,870
		April 23 - Game 4	Rochester 1	Springfield 6		4,322
		April 25 - Game 5	Springfield 5	Rochester 2		5,463
		April 27 - Game 6	Rochester 3	Springfield 4		6,650
1976	Roch. 3 Prov. 0	April 4 - Game 1	Providence 3	Rochester 5		4,803
		April 7 - Game 2	Rochester 3	Providence 1		2,660
		April 9 - Game 3	Providence 4	Rochester 6		5,161
1976	N. S. 4 Roch. 0	April 12 - Game 1	Rochester 2	Nova Scotia 6		3,100
		April 14 - Game 2	Rochester 3	Nova Scotia 5		2,997
		April 16 - Game 3	Nova Scotia 5	Rochester 1		4,765
		April 18 - Game 4	Nova Scotia 6	Rochester 3		3,398
1977	Roch. 4 N. H. 2	April 2 - Game 1	Rochester 1	New Haven 2	OT	3,706
		April 3 - Game 2	New Haven 5	Rochester 3		5,022
		April 6 - Game 3	Rochester 5	New Haven 2		3,811
		April 8 - Game 4	New Haven 3	Rochester 6		5,702
		April 9 - Game 5	Rochester 6	New Haven 4		3,611
		April 10 - Game 6	New Haven 4	Rochester 5		5,822
1977	N.S. 4 Roch. 2	April 18 - Game 1	Rochester 4	Nova Scotia 3		4,006
		April 20 - Game 2	Rochester 1	Nova Scotia 5		2,909
		April 22 - Game 3	Nova Scotia 2	Rochester 3		7,229
		April 24 - Game 4	Nova Scotia 5	Rochester 3		7,248
		April 27 - Game 5	Rochester 1	Nova Scotia 3		4,071
		April 30 - Game 6	Nova Scotia 4	Rochester 3		7,228
1978	N.H. 4 Roch. 2	April 19 - Game 1	New Haven 1	Rochester 6		5,605
		April 20 - Game 2	Rochester 1	New Haven 2		3,072
		April 23 - Game 3	New Haven 4	Rochester 7		7,318
		April 25 - Game 4	Rochester 3	New Haven 4		3,518
		April 26 - Game 5	New Haven 4	Rochester 3		5,435
		April 28 - Game 6	Rochester 1	New Haven 2	OT	5,386
1979	Amerks did not make the playoffs					
1980/C	N. H. 4 Roch. 0	April 8 - Game 1	Rochester 1	New Haven 4		3,061
		April 10 - Game 2	New Haven 4	Rochester 2		3,583
		April 12 - Game 3	Rochester 4	New Haven 8		NA
		April 15 - Game 4	New Haven 6	Rochester 4		3,453
1981	Amerks did not make the playoffs					
1982/D	Roch. 3 N. H. 1	April 7 - Game 1	New Haven 3	Rochester 4		3,506
		April 8 - Game 2	New Haven 7	Rochester 8	2 OT	5,243
		April 10 - Game 3	Rochester 2	New Haven 3	4OT	2,599
		April 14 - Game 4	Rochester 5	New Haven 2		3,211



Playoff History

Year	Series	Date	Away	Home	OT	Attendance
1982/F	Bing. 4 Roch. 1	April 17 - Game 1	Rochester 3	Binghamton 5		4,016
		April 21 - Game 2	Rochester 3	Binghamton 5		3,553
		April 23 - Game 3	Binghamton 2	Rochester 4		7,232
		April 25 - Game 4	Binghamton 5	Rochester 1		7,025
		April 26 - Game 5	Rochester 3	Binghamton 5		4,003
1983/C	Roch. 4 Bing. 1	April 5 - Game 1	Binghamton 6	Rochester 5		4,818
		April 7 - Game 2	Rochester 5	Binghamton 3		3,908
		April 10 - Game 3	Binghamton 5	Rochester 7		7,257
		April 13 - Game 4	Rochester 4	Binghamton 3	OT	4,064
		April 14 - Game 5	Binghamton 2	Rochester 5		6,965
1983/F	Roch. 4 N.H. 3	April 20 - Game 1	New Haven 3	Rochester 6		5,677
		April 22 - Game 2	New Haven 3	Rochester 2	OT	7,271
		April 25 - Game 3	Rochester 5	New Haven 4	2OT	4,461
		April 26 - Game 4	Rochester 2	New Haven 1	2OT	3,158
		April 29 - Game 5	New Haven 4	Rochester		37,271
		May 3 - Game 6	Rochester 2	New Haven 4		4,784
		May 6 - Game 7	New Haven 2	Rochester 4		7,271
1983/G	Roch. 4 Maine 0	May 13 - Game 1	Maine 2	Rochester 3		7,271
		May 15 - Game 2	Maine 3	Rochester 4		7,271
		May 17 - Game 3	Rochester 5	Maine 1		5,251
		May 19 - Game 4	Rochester 3	Maine 1		5,002
Rochester Wins Calder Cup						
1984/D	Roch. 4 St.Cath. 3	April 5 - Game 1	St. Catharines 4	Rochester 3	OT	4,703
		April 6 - Game 2	Rochester 5	St. Catharines 3		3,357
		April 8 - Game 3	St. Catharines 3	Rochester 5		7,295
		April 11 - Game 4	Rochester 2	St. Catharines 3		3,430
		April 13 - Game 5	St. Catharines 4	Rochester 9		7,333
		April 16 - Game 6	Rochester 1	St. Catharines 4		3,102
		April 17 - Game 7	St. Catharines 2	Rochester 4		6,570
1984/F	Roch. 4 Balt. 2	April 20 - Game 1	Rochester 5	Baltimore 1		4,343
		April 22 - Game 2	Rochester 2	Baltimore 5		3,409
		April 25 - Game 3	Baltimore 6	Rochester 5		7,348
		April 27 - Game 4	Baltimore 4	Rochester 5	OT	7,343
		April 29 - Game 5	Rochester 7	Baltimore 3		3,982
		May 2 - Game 6	Baltimore 2	Rochester 3	OT	7,352
1984/G	Maine 4 Roch. 1	May 6 - Game 1	Maine 5	Rochester 6		7,360
		May 9 - Game 2	Maine 6	Rochester 5	OT	7,373
		May 11 - Game 3	Rochester 4	Maine 7		5,531
		May 12 - Game 4	Rochester 2	Maine 3	OT	6,888
		May 16 - Game 5	Maine 5	Rochester 2		7,372
Maine wins Calder Cup						
1985/D	Balt. 4 Roch. 1	April 11 - Game 1	Rochester 3	Baltimore 2	OT	3,039
		April 13 - Game 2	Rochester 5	Baltimore 6		4,045
		April 14 - Game 3	Baltimore 8	Rochester 5		6,373
		April 17 - Game 4	Baltimore 6	Rochester 5	OT	6,273
		April 20 - Game 5	Rochester 1	Baltimore 6		4,877
1986	Amerks did not make the playoffs					
1987/C	Roch. 4 Hers. 1	April 9 - Game 1	Hershey 2	Rochester 5		6,178
		April 11 - Game 2	Hershey 4	Rochester 5	OT	11,100
		April 12 - Game 3	Rochester 1	Hershey 3		4,657
		April 15 - Game 4	Rochester 6	Hershey 5		5,204
		April 17 - Game 5	Hershey 3	Rochester 7		7,199

Games 1&2 at Buffalo



Playoff History

Year	Series	Date	Away	Home	OT	Attendance
1987/F	Roch. 4 Bing. 2	April 23 - Game 1	Binghamton 0	Rochester 2		6,991
		April 24 - Game 2	Rochester 4	Binghamton 1		4,047
		April 26 - Game 3	Binghamton 5	Rochester 2		7,304
		April 27 - Game 4	Rochester 6	Binghamton 1		2,689
		April 29 - Game 5	Binghamton 3	Rochester 2	OT	7,101
		May 2 - Game 6	Binghamton 2	Rochester 4		7,317
1987/G	Roch. 4 Sher. 3	May 7 - Game 1	Rochester 5	Sherbrooke 7		2,795
		May 9 - Game 2	Rochester 4	Sherbrooke 3		4,439
		May 12 - Game 3	Sherbrooke 4	Rochester 6		7,340
		May 14 - Game 4	Sherbrooke 7	Rochester 3		7,319
		May 17 - Game 5	Rochester 1	Sherbrooke 6		5,172
		May 20 - Game 6	Sherbrooke 4	Rochester 7		7,335
Rochester Wins Calder Cup		May 23 - Game 7	Rochester 4	Sherbrooke 2		5,236
1988/D	Adir. 4 Roch. 3	April 8 - Game 1	Adirondack 4	Rochester 6		6,435
		April 10 - Game 2	Adirondack 3	Rochester 5		6,624
		April 13 - Game 3	Rochester 1	Adirondack 2		3,108
		April 15 - Game 4	Rochester 4	Adirondack 5	OT	4,066
		April 17 - Game 5	Adirondack 3	Rochester 5		7,341
		April 19 - Game 6	Rochester 4	Adirondack 5	OT	4,113
		April 21 - Game 7	Adirondack 6	Rochester 4		7,346
1989 Amerks did not make the playoffs						
1990/C	Roch. 4 Utica 1	April 5 - Game 1	Utica 4	Rochester 5		5,698
		April 7 - Game 2	Rochester 3	Utica 1		3,986
		April 10 - Game 3	Utica 1	Rochester 3		7,155
		April 11 - Game 4	Rochester 3	Utica 7		3,187
		April 13 - Game 5	Utica 2	Rochester 6		7,355
1990/F	Roch. 4 Balt. 2	April 17 - Game 1	Baltimore 4	Rochester 6		5,868
		April 20 - Game 2	Baltimore 1	Rochester 4		7,366
		April 21 - Game 3	Rochester 0	Baltimore 2		4,068
		April 23 - Game 4	Rochester 1	Baltimore 3		2,547
		April 25 - Game 5	Baltimore 4	Rochester 5	OT	6,632
		April 28 - Game 6	Rochester 8	Baltimore 5		2,830
1990/G	Spg. 4 Roch. 2	May 4 - Game 1	Springfield 7	Rochester 6		7,339
		May 6 - Game 2	Springfield 3	Rochester 1		7,354
		May 8 - Game 3	Rochester 5	Springfield 1		7,602
		May 11 - Game 4	Rochester 6	Springfield 5		7,602
		May 13 - Game 5	Springfield 2	Rochester 1	OT	7,360
Springfield wins Calder Cup		May 18 - Game 6	Rochester 3	Springfield 4	OT	7,602
1991/E	Roch. 4 Hers. 1	April 5 - Game 1	Hershey 4	Rochester 3	OT	5,489
		April 7 - Game 2	Hershey 1	Rochester 4		5,111
		April 9 - Game 3	Rochester 7	Hershey 4		3,535
		April 11 - Game 4	Rochester 5	Hershey 2		3,790
		April 13 - Game 5	Hershey 1	Rochester 4		6,768
1991/H	Roch. 4 Bing. 0	April 24 - Game 1	Binghamton 5	Rochester 8		5,740
		April 26 - Game 2	Rochester 4	Binghamton 1		4,325
		April 28 - Game 3	Binghamton 3	Rochester 4	OT	6,971
		May 1 - Game 4	Rochester 6	Binghamton 4		2,884



Playoff History

Year	Series	Date	Away	Home	OT	Attendance
1991/J	Spr. 4 Roch. 2	May 9 - Game 1	Springfield 3	Rochester 6		6,089
		May 11 - Game 2	Springfield 2	Rochester 3		7,348
		May 18 - Game 3	Rochester 1	Springfield 5		6,832
		May 20 - Game 4	Rochester 1	Springfield 2	OT	5,050
		May 22 - Game 5	Springfield 6	Rochester 3		7,114
		May 24 - Game 6	Rochester 3	Springfield 5		7,452
Springfield Wins Calder Cup						
1992/F	Roch. 4 Hers. 2	April 8 - Game 1	Hershey 3	Rochester 4	OT	3,612
		April 10 - Game 2	Hershey 3	Rochester 4		5,418
		April 12 - Game 3	Rochester 5	Hershey 3		4,328
		April 15 - Game 4	Rochester 4	Hershey 5	OT	3,603
		April 17 - Game 5	Hershey 2	Rochester 1		6,048
		April 18 - Game 6	Rochester 2	Hershey 0		4,734
1992/J	Roch. 4 Bing. 3	April 24 - Game 1	Rochester 1	Binghamton 6		4,074
		April 26 - Game 2	Binghamton 2	Rochester 4		5,040
		April 29 - Game 3	Rochester 1	Binghamton 3		3,127
		May 2 - Game 4	Binghamton 4	Rochester 2		5,484
		May 3 - Game 5	Rochester 4	Binghamton 2		4,187
		May 6 - Game 6	Binghamton 3	Rochester 4		5,191
		May 8 - Game 7	Rochester 4	Binghamton 2		4,803
1992/K	Adir. 2 Roch. 1	May 11 - Game 1	Rochester 2	Adirondack 3		3,368
		May 13 - Game 2	Adirondack 2	Rochester 3		5,192
		May 15 - Game 3	Adirondack 5	Rochester 3		7,112
1993/F	Roch. 4 Utica 1	April 16 - Game 1	Utica 3	Rochester 2	OT	3,652
		April 17 - Game 2	Utica 3	Rochester 9		4,461
		April 20 - Game 3	Rochester 6	Utica 4		2,224
		April 22 - Game 4	Rochester 4	Utica 3	OT	2,493
		April 24 - Game 5	Utica 2	Rochester 3		5,781
1993/J	Roch. 4 Bing. 3	May 3 - Game 1	Rochester 4	Binghamton 2		2,703
		May 5 - Game 2	Rochester 3	Binghamton 4	OT	3,369
		May 7 - Game 3	Binghamton 1	Rochester 5		5,772
		May 9 - Game 4	Binghamton 3	Rochester 2		4,908
		May 12 - Game 5	Rochester 2	Binghamton 4		3,948
		May 14 - Game 6	Binghamton 5	Rochester 7		5,232
		May 17 - Game 7	Rochester 3	Binghamton 2		4,803
1993/L	C.B. 4 Roch. 1	May 21 - Game 1	Cape Breton 4	Rochester 5	OT	7,292
		May 23 - Game 2	Cape Breton 6	Rochester 1		7,324
		May 26 - Game 3	Rochester 2	Cape Breton 5		4,810
		May 28 - Game 4	Rochester 3	Cape Breton 5		4,838
		May 30 - Game 5	Rochester 2	Cape Breton 7		4,886
Cape Breton Wins Calder Cup						
1994/E	Hers. 4 Roch. 0	April 13 - Game 1	Rochester 3	Hershey 5		3,346
		April 15 - Game 2	Rochester 4	Hershey 5	OT	4,538
		April 17 - Game 3	Hershey 4	Rochester 1		4,108
		April 20 - Game 4	Hershey 4	Rochester 3	OT	2,989
1995/E	Bing. 4 Roch. 1	April 12 - Game 1	Rochester 3	Binghamton 4		2,541
		April 14 - Game 2	Rochester 1	Binghamton 3		3,851
		April 15 - Game 3	Binghamton 2	Rochester 3		4,759
		April 19 - Game 4	Binghamton 8	Rochester 0		5,107
		April 21 - Game 5	Rochester 3	Binghamton 4	OT	4,361



Playoff History

Year	Series	Date	Away	Home	OT	Attendance
1996/H	Roch. 3 Adir. 0	April 19 - Game 1	Rochester 4	Adirondack 1		2,046
		April 20 - Game 2	Rochester 3	Adirondack 1		2,265
		April 26 - Game 3	Adirondack 0	Rochester 6		5,059
1996/M	Roch. 4 Corn. 0	May 1 - Game 1	Cornwall 2	Rochester 3		3,258
		May 3 - Game 2	Cornwall 3	Rochester 6		5,560
		May 5 - Game 3	Rochester 3	Cornwall 1		1,462
		May 7 - Game 4	Rochester 3	Cornwall 2	OT	1,142
1996/O	Roch. 4 Syr. 1	May 17 - Game 1	Syracuse 2	Rochester 5		5,793
		May 19 - Game 2	Syracuse 4	Rochester 6		5,141
		May 22 - Game 3	Rochester 2	Syracuse 4		5,522
		May 24 - Game 4	Rochester 4	Syracuse 1		6,321
		May 25 - Game 5	Syracuse 5	Rochester 6	OT	7,181
1996/P	Roch. 4 Port. 3	June 1 - Game 1	Portland 3	Rochester 5		6,785
		June 2 - Game 2	Portland 1	Rochester 5		6,916
		June 5 - Game 3	Rochester 2	Portland 3		5,340
		June 8 - Game 4	Rochester 4	Portland 5		7,322
		June 9 - Game 5	Rochester 5	Portland 4	OT	6,132
		June 11 - Game 6	Portland 5	Rochester 1		7,489
		June 13 - Game 7	Portland 1	Rochester 2		7,502
Rochester Wins Calder Cup						
1997/E	Roch. 3 Syr. 0	April 18 - Game 1	Syracuse 4	Rochester 7		4,258
		April 19 - Game 2	Syracuse 2	Rochester 6		4,560
		April 23 - Game 3	Rochester 3	Syracuse 2		4,079
1997/K	Alb. 4 Roch. 3	April 30 - Game 1	Albany 3	Rochester 2	OT	3,209
		May 2 - Game 2	Albany 5	Rochester 3		5,272
		May 4 - Game 3	Rochester 5	Albany 2		3,685
		May 7 - Game 4	Rochester 2	Albany 3	OT	2,741
		May 9 - Game 5	Albany 2	Rochester 4		4,942
		May 11 - Game 6	Rochester 6	Albany 2		2,596
		May 14 - Game 7	Albany 6	Rochester 2		6,784
1998/G	Phil. 3 Roch. 1	April 14 - Game 1	Rochester 2	Philadelphia 5		9,491
		April 16 - Game 2	Rochester 5	Philadelphia 2		11,036
		April 18 - Game 3	Philadelphia 5	Rochester 2		4,185
		April 19 - Game 4	Philadelphia 6	Rochester 3		3,102
1999/E	Roch. 3 Adir. 0	April 21 - Game 1	Adirondack 2	Rochester 3	OT	3,238
		April 23 - Game 2	Adirondack 2	Rochester 5		5,073
		April 23 - Game 3	Rochester 2	Adirondack 1		1,732
1999/L	Roch. 4 Ham. 2	May 5 - Game 1	Hamilton 1	Rochester 3		3,564
		May 7 - Game 2	Hamilton 2	Rochester 5		5,530
		May 8 - Game 3	Rochester 1	Hamilton 2	OT	4,658
		May 11 - Game 4	Rochester 2	Hamilton 3		3,515
		May 14 - Game 5	Hamilton 1	Rochester 3		5,847
		May 16 - Game 6	Rochester 4	Hamilton 2		4,351
1999/O	Roch. 4 Phil. 2	May 20 - Game 1	Rochester 2	Philadelphia 3	OT	4,971
		May 22 - Game 2	Rochester 2	Philadelphia 5		6,311
		May 26 - Game 3	Philadelphia 0	Rochester 3		4,133
		May 28 - Game 4	Philadelphia 1	Rochester 6		6,822
		May 30 - Game 5	Philadelphia 1	Rochester 2	OT	5,480
		June 1 - Game 6	Rochester 4	Philadelphia 2		5,677



Playoff History

Year	Series	Date	Away	Home	OT	Attendance
1999/P	Prov. 4 Roch. 1	June 5 - Game 1	Rochester 2	Providence 4		11,306
		June 6 - Game 2	Rochester 0	Providence 6		8,269
		June 9 - Game 3	Providence 3	Rochester 2	30T	6,736
		June 11 - Game 4	Providence 2	Rochester 4		8,802
		June 13 - Game 5	Rochester 1	Providence 5		11,909
Providence Wins Calder Cup						
2000/E	Roch. 3 Alb. 2	April 12 - Game 1	Albany 0	Rochester 4		4,029
		April 14 - Game 2	Albany 0	Rochester 4		5,173
		April 16 - Game 3	Rochester 1	Albany 5		2,394
		April 17 - Game 4	Rochester 0	Albany 2		2,056
		April 19 - Game 5	Albany 0	Rochester 2		5,563
2000/L	Roch. 4 Ham. 2	April 22 - Game 1	Hamilton 0	Rochester 4		7,494
		April 26 - Game 2	Rochester 1	Hamilton 3		3,071
		April 28 - Game 3	Hamilton 3	Rochester 4		8,238
		April 30 - Game 4	Rochester 3	Hamilton 0		4,104
		May 3 - Game 5	Hamilton 6	Rochester 5		5,179
May 5 - Game 6	Rochester 3	Hamilton 0		3,615		
2000/O	Roch. 4 Hers. 0	May 7 - Game 1	Hershey 1	Rochester 2		4,489
		May 9 - Game 2	Hershey 4	Rochester 8		4,627
		May 11 - Game 3	Rochester 3	Hershey 2		3,605
		May 13 - Game 4	Rochester 6	Hershey 1		4,632
2000/P	Hart. 4 Roch. 2	May 24 - Game 1	Rochester 0	Hartford 1		6,175
		May 26 - Game 2	Rochester 4	Hartford 1		11,168
		May 28 - Game 3	Hartford 3	Rochester 1		11,200
		May 31 - Game 4	Hartford 2	Rochester 4		9,106
		June 2 - Game 5	Rochester 0	Hartford 2		12,129
		June 4 - Game 6	Hartford 4	Rochester 1		11,051
Hartford Wins Calder Cup						
2001/E	Phil. 3 Roch. 1	April 11 - Game 1	Philadelphia 3	Rochester 4	OT	3,316
		April 13 - Game 2	Rochester 1	Philadelphia 2	OT	3,251
		April 14 - Game 3	Philadelphia 2	Rochester 0		5,092
		April 16 - Game 4	Rochester 2	Philadelphia 4		2,488
2002/Q2	Phil. 2 Roch. 0	April 9 - Game 1	Rochester 2	Philadelphia 4		1,685
		April 11 - Game 2	Rochester 2	Philadelphia 3		1,793
2003/Q1	Mil. 2 Roch. 1	April 10 - Game 1	Rochester 3	Milwaukee 4	OT	1,590
		April 12 - Game 2	Rochester 6	Milwaukee 3		2,652
		April 13 - Game 3	Rochester 1	Milwaukee 6		1,469
2004/F	Roch. 4 Syr. 3	April 16 - Game 1	Rochester 2	Syracuse 3		4,320
		April 17 - Game 2	Rochester 6	Syracuse 0		4,351
		April 21 - Game 3	Syracuse 3	Rochester 2		3,884
		April 23 - Game 4	Syracuse 3	Rochester 2		6,177
		April 25 - Game 5	Rochester 6	Syracuse 0		4,818
		April 28 - Game 6	Syracuse 5	Rochester 7		4,582
		May 1 - Game 7	Rochester 4	Syracuse 3	OT	6,182
2004/K	Roch. 4 Ham. 0	May 5 - Game 1	Rochester 2	Hamilton 0		2,331
		May 6 - Game 2	Rochester 4	Hamilton 1		2,239
		May 8 - Game 3	Hamilton 1	Rochester 5		8,486
		May 9 - Game 4	Hamilton 1	Rochester 3		5,784



Playoff History

Year	Series	Date	Away	Home	OT	Attendance
2004/N	Mil. 4 Roch. 1	May 18 - Game 1	Rochester 1	Milwaukee 2		2,488
		May 20 - Game 2	Rochester 4	Milwaukee 1		3,176
		May 22 - Game 3	Milwaukee 2	Rochester 1*	OT	8,462
		May 23 - Game 4	Milwaukee 3	Rochester 2*		6,857
		May 26 - Game 5	Milwaukee 4	Rochester 1		5,854
* Games played at HSBC Arena in Buffalo						
2005/E	Roch. 4 Ham. 0	April 20 - Game 1	Hamilton 1	Rochester 3		3,807
		April 22 - Game 2	Hamilton 1	Rochester 2		5,817
		April 24 - Game 3	Rochester 4	Hamilton 3		3,938
		April 26 - Game 4	Rochester 5	Hamilton 4		3,119
2005/K	Man. 4 Roch. 1	May 4 - Game 1	Manitoba 2	Rochester 4		4,052
		May 6 - Game 2	Manitoba 1	Rochester 0		6,709
		May 9 - Game 3	Rochester 4	Manitoba 5	OT	7,140
		May 11 - Game 4	Rochester 1	Manitoba 2		8,520
		May 13 - Game 5	Rochester 2	Manitoba 5		15,015
2006	Amerks did not make playoffs					
2007/F	Ham. 4 Roch. 2	April 19 - Game 1	Hamilton 2	Rochester 0		2,536
		April 21 - Game 2	Hamilton 1	Rochester 3		3,486
		April 22 - Game 3	Rochester 4	Hamilton 5	2OT	2,239
		April 24 - Game 4	Rochester 4	Hamilton 3		2,145
		April 26 - Game 5	Hamilton 4	Rochester 2		3,086
		April 28 - Game 4	Rochester 2	Hamilton 6		3,221
2008	Amerks did not make playoffs					
2009	Amerks did not make playoffs					
2010/F	Abb. 4 Roch. 3	April 15	Abbotsford 3	Rochester 2		2,296
		April 17	Abbotsford 1	Rochester 4		3,597
		April 19	Rochester 8	Abbotsford 4		3,010
		April 21	Rochester 6	Abbotsford 1		2,633
		April 23	Rochester 1	Abbotsford 3		2,223
		April 25	Abbotsford 5	Rochester 1		3,185
		April 27	Abbotsford 2	Rochester 0		3,159
2011	Amerks did not make playoffs					
2012/F	Tor. 3 Roch. 0	April 19	Rochester 3	Toronto 4		6,244
		April 21	Rochester 3	Toronto 4		7,816
		April 23	Toronto 3	Rochester 0		7,118
2013/F	Tor. 3 Roch. 0	April 28	Rochester 3	Toronto 6		5,544
		April 29	Rochester 0	Toronto 2		6,052
		May 1	Toronto 3	Rochester 2	OT	4,565

ALL-TIME TEAM PLAYOFF LEADERS



Games Played

1	JODY GAGE	81
2	DAN FRAWLEY	80
3	RANDY CUNNEYWORTH	67
4	SCOTT METCALFE	65
5	DOMENIC PITTIS	57
6	DEAN MELANSON	54
	DON McSWEEN	54
8	MIKE HURLBUT	51
9	DOUG HOUDA	49
10	DENIS HAMEL	48
11	JIM WIEMER	47
	STAN SMRKE	47

Goals

1	JODY GAGE	36
2	JIM PAPPIN	21
3	RAY SHEPPARD	20
4	DAN FRAWLEY	19
	GEORDIE ROBERTSON	19
6	RANDY CUNNEYWORTH	18
7	DOMENIC PITTIS	16
8	BRONCO HORVATH	15
	STAN SMRKE	15
	GATES ORLANDO	15
11	SCOTT METCALFE	14
	SEAN McKENNA	14
	BOB MONGRAIN	14

Penalty Minutes

1	RANDY CUNNEYWORTH	194
2	JIM HOFFORD	157
3	DAN FRAWLEY	155
4	SCOTT METCALFE	138
5	DALE DeGRAY	135
6	CHRIS LANGEVIN	130
7	BRAD MILLER	119
8	ROB RAY	115
9	GEORDIE ROBERTSON	104
10	LOU CRAWFORD	94

Goalie - Games Played

1	BOBBY PERREAULT	43
2	DARCY WAKALUK	36
3	JACQUES CLOUTIER	34
4	MIKA NORONEN	26
5	RYAN MILLER	24
	MARTIN BIRON	24
	DAVID LITTMAN	24
8	STEVE SHIELDS	20
9	DAREN PUPPA	18
10	OLAF KOLZIG	17
11	GERRY CHEEVERS	14
	JIM PETTIE	14

Points

1	JODY GAGE	79
2	DOMENIC PITTIS	70
3	DAN FRAWLEY	46
4	GATES ORLANDO	45
5	GEORDIE ROBERTSON	43
6	RANDY CUNNEYWORTH	42
	JIM WIEMER	42
8	BRONCO HORVATH	41
9	DIXON WARD	35
10	STAN SMRKE	33
11	PETER CIAVAGLIA	32
	DON McSWEEN	32

Assists

1	DOMENIC PITTIS	54
2	JODY GAGE	43
3	JIM WIEMER	34
4	GATES ORLANDO	30
5	DAN FRAWLEY	27
6	BRONCO HORVATH	26
7	GEORDIE ROBERTSON	24
	DIXON WARD	24
9	J.F. SAUVE	23
10	DON McSWEEN	22
11	PETER CIAVAGLIA	21

Goalie Goals Against Average (minimum 5 games played)

1	MIKA NORONEN	1.94
2	RYAN MILLER	2.37
3	GERRY McNEIL	2.40
4	MARTIN BIRON	2.47
5	STEVE SHIELDS	2.62
6	FRED DESCHENES	2.68
7	GERRY CHEEVERS	2.81
8	DAVE LITTMAN	2.89
	BOBBY PERREAULT	2.89
10	ED CHADWICK	2.92

Goalie Wins

1	BOBBY PERREAULT	25
2	DARCY WAKALUK	21
	JACQUES CLOUTIER	21
4	STEVE SHIELDS	15
5	MIKA NORONEN	14
6	RYAN MILLER	13
	MARTIN BIRON	13
8	DAVID LITTMAN	12
9	DAREN PUPPA	10
10	OLAF KOLZIG	9
11	GERRY CHEEVERS	8
12	JIM PETTIE	6
	DAVE REECE	6



All-Time Playoff Statistics

NAME	SEASON	GP	G	A	PTS	PIM
Adam, Luke	11-12	3	0	1	1	4
Adam, Luke	12-13	3	0	0	0	2
	TOTAL	6	0	1	1	6
Adduono, Jeremy	99-00	21	6	11	17	2
Adduono, Jeremy	00-01	4	1	0	1	4
Adduono, Jeremy	01-02	2	1	0	1	0
	TOTAL	27	8	11	19	6
Adduono, Rick	75-76	7	2	1	3	7
Adduono, Rick	76-77	8	3	1	4	2
Adduono, Rick	77-78	6	1	2	3	6
	TOTAL	21	6	4	10	15
Afinogenov, Maxim	99-00	8	3	1	4	4
Aldcorn, Gary	56-57	10	1	4	5	2
Aldcorn, Gary	58-59	5	0	2	2	0
	TOTAL	15	1	6	7	2
Aldred, Jim	83-84	11	2	0	2	33
Aldous, Chris	99-00	4	0	1	1	0
Ambroziak, Peter	92-93	12	4	3	7	16
Amodeo, Mike	75-76	3	0	1	1	0
Anderson, Brad	77-78	6	1	1	2	6
Anderson, Earl	77-78	6	1	2	3	2
Anderson, Craig	06-07	6	0	0	0	4
Anderson, Shawn	89-90	9	1	0	1	8
Andersson, Mikael	86-87	9	1	2	3	2
Angotti, Lou	63-64	2	1	1	2	0
Arbour, Al	62-63	2	0	2	2	2
Arbour, Al	63-64	2	1	0	1	2
Arbour, Al	65-66	12	0	2	2	8
	TOTAL	16	1	4	5	12
Armstrong, Norm	63-64	2	0	1	1	4
Armstrong, Norm	65-66	12	0	0	0	12
	TOTAL	14	0	1	1	16
Armstrong, Bob	62-63	2	1	0	1	4
Askey, Tom	01-02	1	0	0	0	0
Askey, Tom	03-04	2	0	0	0	0
	TOTAL	3	0	0	0	0
Astley, Mark	94-95	3	0	2	2	2
Audette, Donald	89-90	15	9	8	17	29
Bailen, Nick	12-13	3	0	0	0	0
Balfour, Earl	56-57	10	3	5	8	6
Balfour, Murray	58-59	1	0	0	0	0
Barrie, Mike	93-94	3	0	1	1	0
Bartovic, Milan	00-01	4	0	1	1	2
Bartovic, Milan	01-02	2	0	0	0	0
Bartovic, Milan	02-03	3	0	0	0	0
Bartovic, Milan	03-04	2	0	0	0	2
Bartovic, Milan	04-05	9	0	3	3	22
	TOTAL	20	0	4	4	26
Bavis, Mike	93-94	2	0	1	1	0
Bavis, Mike	94-95	5	0	1	1	9
	TOTAL	7	0	2	2	9
Bednar, Jared	99-00	1	0	0	0	0
Bennett, Bill	76-77	4	1	1	2	12
Bennett, Bill	77-78	6	0	4	4	14
	TOTAL	10	1	5	6	26
Bernhardt, Tim	81-82	9	0	0	0	0
Biega, Alex	11-12	2	0	2	2	6



All-Time Playoff Statistics

NAME	SEASON	GP	G	A	PTS	PIM
Biega, Alex	12-13	3	0	2	2	2
	TOTAL	5	0	4	4	8
Bianchi, Joe	99-00	1	0	0	0	0
Biggs, Don	90-91	15	9	14	23	14
Biron, Martin	97-98	4	0	0	0	0
Biron, Martin	98-99	20	0	3	3	10
	TOTAL	24	0	3	3	10
Black, James	93-94	4	2	3	5	0
Bodak, Bob	83-84	3	0	2	2	0
Boikov, Alexandre	98-99	17	1	3	4	24
Boland, Mike	79-80	4	1	1	2	6
Bolibruck, Kevin	00-01	3	0	0	0	0
Bolibruck, Kevin	02-03	3	0	0	0	10
	TOTAL	6	0	0	0	12
Booth, David	06-07	6	0	2	2	4
Botterill, Jason	02-03	3	1	1	2	21
Botterill, Jason	03-04	16	5	10	15	19
	TOTAL	19	6	11	17	40
Boucher, Phillippe	92-93	3	0	1	1	2
Boulton, Eric	99-00	17	2	1	3	53
Boyce, Ian	91-92	16	3	1	4	0
Boyer, Wally	61-62	2	0	0	0	0
Boyer, Wally	63-64	2	1	0	1	2
	TOTAL	4	1	0	1	2
Brassard, Gaston	62-63	1	0	0	0	0
Brennan, T.J.	11-12	3	2	0	2	6
Breen, Mike	79-80	4	0	1	1	4
Brindley, Ryan	01-02	2	0	0	0	0
Brine, David	09-10	7	0	1	1	2
Brown, Arnie	62-63	2	0	0	0	6
Brown, Curtis	95-96	12	0	1	1	2
Brown, Curtis	96-97	10	4	5	9	4
	TOTAL	22	4	6	10	6
Brown, Greg	90-91	14	1	4	5	8
Brown, Greg	91-92	15	1	5	6	4
Brown, Greg	92-93	16	3	8	11	14
	TOTAL	45	5	17	22	26
Brownschilde, Jack	86-87	12	1	3	4	0
Brydges, Paul	87-88	7	1	1	2	4
Buckley, Tom	99-00	4	1	0	1	0
Burns, Gary	84-85	2	0	1	1	6
Burrige, Randy	97-98	1	0	1	1	0
Byers, Mike	76-77	8	2	4	6	0
Campbell, Brian	98-99	2	0	0	0	0
Campbell, Brian	99-00	21	0	3	3	0
Campbell, Brian	00-01	4	0	1	1	0
	TOTAL	27	0	4	4	0
Capello, Jeff	87-88	7	1	4	5	4
Card, Mike	06-07	6	0	0	0	8
Carney, Keith	91-92	2	0	2	2	0
Carter, Bill	58-59	5	0	0	0	0
Casselman, Mike	97-98	4	1	1	2	2
Cherry, Don	63-64	2	0	0	0	4
Cherry, Don	65-66	12	2	5	7	14
	TOTAL	14	2	5	7	18
Chapman, Brian	03-04	16	1	0	1	18
Charron, Craig	95-96	19	7	10	17	12
Charron, Craig	96-97	10	2	7	9	4



All-Time Playoff Statistics

NAME	SEASON	GP	G	A	PTS	PIM
Charron, Craig	97-98	4	1	1	2	0
Charron, Craig	00-01	4	0	1	1	2
Charron, Craig	01-02	2	0	0	0	0
	TOTAL	39	10	19	29	18
Cheevers, Gerry	63-64	2	0	0	0	0
Ciavaglia, Peter	91-92	6	2	5	7	6
Ciavaglia, Peter	92-93	17	9	16	25	12
	TOTAL	23	11	21	32	18
Cielsa, Hank	59-60	11	3	7	10	14
Cipolla, Jason	99-00	21	4	4	8	27
Cipolla, Jason	00-01	4	0	0	0	2
	TOTAL	25	4	4	8	29
Clark, Gordie	75-76	7	2	3	5	5
Clark, Gordie	76-77	12	7	9	16	4
Clark, Gordie	77-78	6	2	0	2	0
	TOTAL	25	11	12	23	9
Cloutier, Jacques	82-83	16	0	1	1	2
Cloutier, Jacques	83-84	18	0	1	1	10
	TOTAL	34	0	2	2	12
Colley, Kevin	01-02	2	0	1	1	0
Conacher, Brian	65-66	12	6	0	6	18
Conn, Rob	95-96	19	7	6	13	10
Conroy, Al	86-87	13	1	3	4	50
Cooper, Dave	93-94	4	1	1	2	2
Cooper, Dave	95-96	8	0	1	1	12
	TOTAL	12	1	2	3	14
Copeland, Todd	94-95	5	1	0	1	14
Corkum, Bob	89-90	12	2	5	7	16
Corkum, Bob	90-91	15	4	4	8	4
Corkum, Bob	91-92	8	0	6	6	8
	TOTAL	35	6	15	21	28
Cote, Roger	61-62	2	0	0	0	4
Crawford, Lou	82-83	13	1	1	2	7
Crawford, Lou	83-84	17	2	4	6	87
	TOTAL	30	3	5	8	94
Crawford, Nick	11-12	3	0	1	1	0
Crawford, Nick	12-13	1	0	0	0	0
	TOTAL	4	0	1	1	0
Creighton, Adam	84-85	5	2	1	3	20
Creighton, Dave	58-59	5	1	3	4	4
Creighton, Dave	59-60	12	3	3	6	10
	TOTAL	17	4	6	10	14
Crowley, Paul	79-80	4	1	0	1	6
Crozier, Joe	59-60	12	0	2	2	11
Cullen, David	03-04	16	1	4	5	6
Cullen, David	04-05	9	2	3	5	4
	TOTAL	25	3	7	10	10
Cunneyworth, Randy	81-82	9	4	0	4	30
Cunneyworth, Randy	82-83	16	4	4	8	35
Cunneyworth, Randy	83-84	17	5	5	10	55
Cunneyworth, Randy	84-85	5	2	1	3	16
Cunneyworth, Randy	98-99	20	3	14	17	58
	TOTAL	67	18	24	42	194
Dadonov, Evgeny	09-10	7	0	1	1	0
Daubenspeck, Kirk	99-00	1	0	0	0	0
Davidson, Matt	97-98	3	1	0	1	2
Davidson, Matt	98-99	18	2	1	3	6



All-Time Playoff Statistics

NAME	SEASON	GP	G	A	PTS	PIM
Davidson, Matt	99-00	20	4	2	6	8
	TOTAL	41	7	3	10	16
Davis, Mal	81-82	9	2	3	5	2
Davis, Mal	83-84	15	6	9	15	33
	TOTAL	24	8	12	20	35
Dawe, Jason	92-93	3	1	0	1	0
Dawe, Jason	03-04	1	0	0	0	0
	TOTAL	4	1	0	1	0
DeGray, Dale	89-90	17	5	6	11	59
DeGray, Dale	90-91	15	3	4	7	76
de Gray, John	09-10	2	0	0	0	2
	TOTAL	32	8	10	18	135
Deslauriers, Jacque	56-57	2	0	1	1	0
Douglas, Kent	63-64	2	0	1	1	4
Donaldson, Mike	61-62	2	0	0	0	0
Donnelly, Mike	89-90	16	12	7	19	9
Drader, Daryl	79-80	4	0	3	3	4
Draper, Tom	98-99	2	0	0	0	0
Draper, Bruce	61-62	2	0	0	0	0
Draper, Bruce	62-63	2	0	1	1	0
	TOTAL	4	0	1	1	0
Drolet, Rene	75-76	7	0	1	1	0
Drolet, Rene	76-77	12	5	4	9	4
Drolet, Rene	77-78	6	5	1	6	2
	TOTAL	25	10	6	16	6
Duco, Michael	09-10	7	1	0	1	18
Duff, Les	63-64	2	0	1	1	0
Duff, Les	65-66	12	0	2	2	8
	TOTAL	14	0	3	3	8
Dufresne, Sylvain	04-05	1	0	0	0	0
Duncan, Bob	56-57	3	0	1	1	8
Dunn, Richie	86-87	18	1	6	7	6
Dunn, Richie	87-88	7	3	3	6	2
Dunn, Richie	89-90	7	0	4	4	4
	TOTAL	32	4	13	17	12
Dupuis, Marc	98-99	16	0	0	0	4
Dumont, J.P.	99-00	21	14	7	21	32
Dykstra, Steve	82-83	15	0	5	5	27
Dykstra, Steve	84-85	2	0	1	1	10
	TOTAL	17	0	6	6	37
Edestrand, Darryl	65-66	4	1	0	1	2
Edestrand, Darryl	76-77	12	1	3	4	8
	TOTAL	16	2	3	5	10
Ehman, Gerry	61-62	2	1	1	2	0
Ehman, Gerry	63-64	2	0	1	1	0
Ehman, Gerry	65-66	12	5	4	9	8
Ehman, Gerry	66-67	13	2	7	9	6
	TOTAL	29	8	13	21	14
Ellerby, Keaton	09-10	7	1	0	1	4
Ellis, Matt	12-13	3	0	0	0	2
Faulkner, Alex	61-62	2	1	1	2	0
Fehr, Clint	81-82	5	1	1	2	2
Fehr, Clint	82-83	4	0	1	1	24
	TOTAL	9	1	2	3	26
Fenyves, Dave	81-82	5	0	1	1	4
Fenyves, Dave	83-84	16	1	4	5	22
Fenyves, Dave	87-88	18	3	12	15	10
	TOTAL	39	4	17	21	36



All-Time Playoff Statistics

NAME	SEASON	GP	G	A	PTS	PIM
Ferner, Mark	87-88	7	1	4	5	31
Finley, Joe	11-12	3	0	0	0	0
Fischer, Ron	81-82	9	1	2	3	22
Fischer, Ron	83-84	15	4	3	7	19
TOTAL		24	5	5	10	41
Fisher, Craig	98-99	20	9	11	20	10
Fitzpatrick, Rory	01-02	2	0	1	1	0
Fitzpatrick, Rory	04-05	9	0	1	1	12
Fitzpatrick, Rory	09-10	2	0	0	0	0
TOTAL		13	0	2	2	12
Fleming, Reg	58-59	5	0	1	1	13
Flichel, Todd	92-93	16	2	4	6	22
Flynn, Brian	12-13	3	0	0	0	4
Foligno, Marcus	11-12	3	2	1	3	4
Forbes, Mike	77-78	6	0	1	1	24
Franceschetti, Lou	91-92	15	3	5	8	31
Floyd, Larry	81-82	7	1	1	2	0
Fraser, Jay	86-87	6	0	1	1	17
Frawley, Dan	90-91	14	4	7	11	34
Frawley, Dan	91-92	16	7	5	12	35
Frawley, Dan	92-93	17	1	7	8	70
Frawley, Dan	95-96	19	5	6	11	8
Frawley, Dan	96-97	10	2	2	4	6
Frawley, Dan	97-98	4	0	0	0	2
TOTAL		80	19	27	46	155
Funk, Mike	06-07	6	0	1	1	4
Gage, Jody	86-87	17	14	5	19	24
Gage, Jody	87-88	5	2	5	7	10
Gage, Jody	89-90	17	4	6	10	12
Gage, Jody	90-91	15	6	10	16	14
Gage, Jody	91-92	16	5	9	14	10
Gage, Jody	92-93	9	5	8	13	2
Gage, Jody	94-95	2	0	0	0	0
TOTAL		81	36	43	79	72
Gamble, Dick	61-62	2	0	2	2	0
Gamble, Dick	62-63	2	0	1	1	0
Gamble, Dick	63-64	2	0	0	0	0
Gamble, Dick	64-65	10	5	8	13	6
Gamble, Dick	65-66	12	2	9	11	16
TOTAL		28	7	20	27	22
Garrison, Jason	09-10	7	2	7	9	0
Garwasiuk, Ron	75-76	7	2	5	7	6
Garwasiuk, Ron	76-77	12	2	3	5	15
Garwasiuk, Ron	77-78	6	3	2	5	33
TOTAL		25	7	10	17	54
Gasseau, James	87-88	7	2	4	6	24
Gaustad, Paul	02-03	3	0	0	0	4
Gaustad, Paul	03-04	16	3	10	13	30
Gaustad, Paul	04-05	9	6	5	11	16
TOTAL		28	9	15	24	50
Gauthier-Leduc, Jerome	12-13	3	0	0	0	0
Germain, Eric	94-95	5	0	2	2	18
Gibson, Doug	76-77	12	5	10	15	2
Gilies, Jere	82-83	16	1	7	8	11
Girgensons, Zemgus	12-13	3	3	0	3	0
Globke, Rob	06-07	4	0	0	0	0
Gongalsky, Igor	11-12	3	0	0	0	0
Gordiouk, Viktor	92-93	17	9	9	18	4



All-Time Playoff Statistics

NAME	SEASON	GP	G	A	PTS	PIM
Gordiouk, Viktor	93-94	4	3	0	3	2
Gordiouk, Viktor	94-95	3	0	2	2	0
	TOTAL	24	12	11	23	6
Gorman, Dave	81-82	8	3	4	7	11
Gould, John	79-80	4	0	1	1	2
Graham, Rod	76-77	12	1	4	5	6
Graham, Rod	77-78	6	0	2	2	9
	TOTAL	18	1	6	7	15
Grand-Pierre, J-L	97-98	4	0	0	0	2
Grand-Pierre, J-L	99-00	17	0	1	1	40
	TOTAL	21	0	1	1	42
Gratchev, Maxime	09-10	2	0	0	0	0
Gray, Terry	58-59	5	1	2	3	2
Grigorenko, Mikhail	12-13	2	0	0	0	0
Grimshaw, Ryan	11-12	3	0	0	0	0
Guay, Francois	89-90	16	4	8	12	12
Guay, Francois	90-91	13	5	5	10	8
	TOTAL	29	9	13	22	20
Hackett, Matt	12-13	1	0	0	0	0
Hajdu, Richard	84-85	5	1	5	6	6
Hajdu, Richard	86-87	11	1	1	2	9
	TOTAL	16	2	6	8	15
Haller, Kevin	90-91	10	2	1	3	6
Halward, Doug	75-76	4	1	0	1	4
Halward, Doug	77-78	6	0	3	3	2
	TOTAL	10	1	3	4	6
Halyk, Chris	79-80	4	0	1	1	0
Halyk, Chris	81-82	9	1	4	5	4
	TOTAL	13	1	5	6	4
Hampson, Ted	59-60	12	2	4	6	2
Hamel, Denis	97-98	4	1	2	3	0
Hamel, Denis	98-99	20	3	4	7	10
Hamel, Denis	99-00	21	6	7	13	49
Hamel, Denis	02-03	3	3	2	5	4
	TOTAL	48	13	15	28	63
Hampson, Ted	59-60	12	2	4	6	2
Hancock, Quinn	00-01	4	0	0	0	0
Hannigan, Gordon	56-57	10	2	4	6	37
Hannigan, Pat	58-59	4	0	1	1	0
Hannigan, Pat	59-60	11	4	6	10	14
	TOTAL	15	4	7	11	14
Harder, Mike	97-98	4	3	2	5	8
Harder, Mike	98-99	20	2	9	11	23
	TOTAL	24	5	11	16	31
Harper, Warren	83-84	18	3	3	6	11
Harper, Warren	84-85	5	0	2	2	8
Harper, Warren	86-87	11	1	4	5	18
	TOTAL	34	4	9	13	37
Harrington, John	79-80	3	1	0	1	0
Harris, Billy	56-57	2	0	0	0	4
Harris, Billy	64-65	10	5	12	17	10
	TOTAL	12	5	12	17	14
Harrison, Paul	82-83	3	0	0	0	0
Hartman, Mike	87-88	4	1	0	1	22
Hecl, Radoslav	02-03	3	0	0	0	2
Helbling, Timo	06-07	6	2	0	2	6
Henry, Jordan	09-10	7	4	0	4	23



All-Time Playoff Statistics

NAME	SEASON	GP	G	A	PTS	PIM
Hess, Bob	81-82	9	1	3	4	2
Hicke, Billy	58-59	5	1	1	2	12
Hillman, Larry	64-65	10	3	5	8	31
Hinks, Rod	92-93	7	0	2	2	0
Hoekstra, Cecil	58-59	5	1	1	2	0
Hoekstra, Cecil	59-60	5	1	1	2	0
	TOTAL	10	2	2	4	0
Hofford, Jim	84-85	5	0	0	0	16
Hofford, Jim	86-87	13	1	0	1	57
Hofford, Jim	87-88	7	0	0	0	28
Hofford, Jim	89-90	17	1	1	2	56
	TOTAL	42	2	1	3	157
Hogue, Benoit	86-87	12	5	4	9	8
Hogue, Benoit	87-88	7	6	1	7	46
	TOTAL	19	11	5	16	54
Holland, Jason	97-98	4	0	3	3	4
Holland, Jason	98-99	20	2	5	7	8
Holland, Jason	99-00	12	1	0	1	2
Holland, Jason	00-01	4	1	0	1	0
	TOTAL	40	4	8	12	14
Hollinger, Terry	95-96	19	3	11	14	12
Hollinger, Terry	96-97	10	2	7	9	27
	TOTAL	29	5	18	23	39
Holzinger, Brian	95-96	19	10	14	24	10
Horachek, Peter	79-80	4	1	3	4	0
Horachek, Peter	81-82	6	3	4	7	0
	TOTAL	10	4	7	11	0
Horvath, Bronco	56-57	10	6	7	13	14
Horvath, Bronco	63-64	2	0	0	0	2
Horvath, Bronco	64-65	10	4	5	9	16
Horvath, Bronco	65-66	12	3	7	10	22
	TOTAL	46	15	26	41	56
Horvath, Bronco	66-67	12	2	7	9	2
	TOTAL	46	15	26	41	56
Houda, Doug	95-96	19	3	5	8	30
Houda, Doug	99-00	21	1	8	9	39
Houda, Doug	00-01	4	0	0	0	4
Houda, Doug	01-02	2	0	0	0	4
Houda, Doug	02-03	3	0	2	2	22
	TOTAL	49	4	13	19	99
Houlder, Bill	90-91	15	5	13	18	4
Houlder, Bill	91-92	16	5	6	11	4
	TOTAL	31	10	19	29	8
Huddy, Charlie	96-97	4	0	0	0	0
Hudson, Carl	09-10	5	0	1	1	12
Hunter, Dylan	06-07	6	1	2	3	2
Hurlbut, Mike	97-98	4	1	1	2	2
Hurlbut, Mike	98-99	20	4	5	9	12
Hurlbut, Mike	99-00	21	5	6	11	14
Hurlbut, Mike	00-01	4	1	0	1	6
Hurlbut, Mike	01-02	2	0	0	0	0
	TOTAL	51	11	12	23	34
Hurst, Ron	56-57	10	1	4	5	20
Hutchins, Jeff	03-04	1	0	0	0	2
Hutchins, Jeff	04-05	8	0	0	0	0
	TOTAL	9	0	0	0	2
Hynes, Dave	75-76	7	3	2	5	11
Iob, Tony	92-93	7	1	1	2	14



All-Time Playoff Statistics

NAME	SEASON	GP	G	A	PTS	PIM
Ireland, Randy	79-80	1	0	1	1	0
Jacina, Greg	06-07	3	0	1	1	4
Jackson, Dane	95-96	19	4	6	10	53
Jackson, Dane	96-97	10	7	5	12	14
Jackson, Dane	97-98	3	2	2	4	4
Jackson, Dane	00-01	4	1	1	2	4
	TOTAL	36	14	14	28	75
Jackson, Jim	86-87	16	5	4	9	6
Jackson, Jim	87-88	7	2	6	8	4
Jackson, Jim	89-90	9	1	5	6	4
	TOTAL	32	8	15	23	14
James, Val	81-82	6	0	2	2	16
James, Val	82-83	16	1	0	1	27
	TOTAL	22	1	2	3	43
Janik, Doug	01-02	2	0	0	0	0
Janik, Doug	02-03	3	0	0	0	6
Janik, Doug	03-04	16	1	2	3	22
Janik, Doug	04-05	9	0	2	2	10
	TOTAL	30	1	4	5	38
Jaquith, Gary	76-77	10	1	1	2	2
Jarrett, Gary	62-63	2	1	3	4	0
Jeffrey, Larry	65-66	12	6	5	11	4
Jillson, Jeff	04-05	9	1	1	2	12
Johnson, Norm	58-59	5	1	2	3	13
Johnson, Jamie	09-10	7	2	4	6	5
Jones, Jim	75-76	7	1	0	1	11
Joyal, Ed	66-67	13	10	3	13	4
Jutila, Timo	84-85	5	2	5	7	2
Kaese, Trent	87-88	3	1	2	3	2
Kalinin, Dmitri	98-99	7	0	0	0	6
Kalinin, Dmitri	99-00	21	2	9	11	8
	TOTAL	28	2	9	11	14
Keenan, Larry	61-62	2	0	0	0	0
Keenan, Larry	62-63	2	0	1	1	0
	TOTAL	4	0	1	1	0
Keller, Don	81-82	6	0	1	1	17
Keller, Don	82-83	9	2	0	2	19
	TOTAL	15	2	1	3	36
Kenny, Shane	98-99	1	0	0	0	10
Kerr, Kevin	87-88	5	1	3	4	42
King, Steven	97-98	4	1	1	2	4
Kinnie, Mike	04-05	5	0	0	0	0
Klimentiev, Sergei	95-96	19	2	8	10	16
Klimentiev, Sergei	96-97	10	1	4	5	28
	TOTAL	29	3	12	15	44
Knickle, Rick	81-82	3	0	0	0	0
Kotzig, Olaf	92-93	17	0	1	1	8
Kotalik, Ales	01-02	1	0	0	0	0
Kraftcheck, Steve	58-59	5	0	2	2	4
Kraftcheck, Steve	59-60	12	1	3	4	12
Kraftcheck, Steve	61-62	2	0	0	0	2
	TOTAL	19	1	5	6	18
Kreps, Kamil	06-07	6	1	0	1	0
Kristek, Jaroslav	01-02	1	0	0	0	0
Krupp, Uwe	86-87	17	1	11	12	16
Krys, Mark	93-94	4	0	1	1	6
Labrosse, Claude	58-59	5	0	0	0	10



All-Time Playoff Statistics

NAME	SEASON	GP	G	A	PTS	PIM
Labrosse, Claude	59-60	12	1	5	6	20
	TOTAL	17	1	5	6	30
Lacombe, Normand	84-85	5	3	1	4	4
Lakovic, Sasha	00-01	4	1	1	2	32
Lambert, Yvon	82-83	12	2	4	6	2
Lambert, Yvon	83-84	18	8	11	19	2
	TOTAL	30	10	15	25	4
Langdon, Steve	75-76	5	0	1	1	0
Langdon, Steve	76-77	12	2	5	7	2
Langdon, Steve	77-78	6	1	3	4	0
	TOTAL	23	3	9	12	2
Langevin, Chris	81-82	9	4	5	9	33
Langevin, Chris	82-83	11	0	3	3	34
Langevin, Chris	83-84	15	3	2	5	39
Langevin, Chris	84-85	5	2	1	3	24
	TOTAL	40	9	11	20	130
Langlois, Al	56-57	10	0	4	4	18
Larocque, Mario	01-02	2	0	0	0	0
Larsson, Johan	12-13	3	0	3	3	6
Lavigne, Eric	96-97	6	0	1	1	26
Lawson, Ed	62-63	2	1	1	2	2
Lawson, Ed	63-64	2	0	0	0	0
	TOTAL	4	1	1	2	2
Legault, Maxime	11-12	3	0	1	1	2
Legault, Maxime	12-13	1	0	0	0	0
	TOTAL	4	0	1	1	2
Leggio, David	11-12	3	0	0	0	0
Leggio, David	12-13	2	0	0	0	0
	TOTAL	5	0	0	0	0
Leime, Heikki	82-83	1	0	0	0	0
Lever, Don	86-87	18	4	3	7	14
Lingren, Steve	03-04	16	3	1	4	10
Lingren, Steve	04-05	2	0	0	0	0
	TOTAL	18	3	1	4	10
Litzenberger, Ed	63-64	2	1	1	2	2
Litzenberger, Ed	65-66	12	1	5	6	8
	TOTAL	14	2	6	8	10
Loewen, Darcy	89-90	5	1	0	1	6
Loewen, Darcy	90-91	15	1	5	6	14
Loewen, Darcy	91-92	4	0	1	1	8
	TOTAL	24	2	6	8	28
Logan, Bob	86-87	18	5	10	15	4
Longarini, John	58-59	4	0	1	1	0
Ludzik, Steve	89-90	16	5	6	11	57
Ludzik, Steve	90-91	8	3	5	8	6
Ludzik, Steve	91-92	14	2	1	3	8
	TOTAL	38	10	12	22	71
Luksa, Chuck	81-82	6	0	2	2	4
Lund, Joe	56-57	9	1	2	3	12
MacDonald, Doug	92-93	7	0	2	2	4
MacDonald, Doug	93-94	4	1	1	2	8
MacDonald, Doug	94-95	5	0	1	1	0
	TOTAL	16	1	4	5	12
MacIntyre, Steve	09-10	6	0	0	0	23
MacKenzie, Matt	12-13	2	0	1	1	2
MacNeil, Al	58-59	5	1	1	2	17
MacNeil, Al	59-60	12	1	2	3	12
	TOTAL	17	2	3	5	29



All-Time Playoff Statistics

NAME	SEASON	GP	G	A	PTS	PIM
Mader, Mike	00-01	4	0	0	0	4
Maluta, Ray	74-75	12	3	0	3	42
Maluta, Ray	75-76	7	0	2	2	6
Maluta, Ray	76-77	12	0	5	5	16
Maluta, Ray	77-78	6	1	3	4	16
TOTAL		37	4	10	14	80
Mancari, Mark	06-07	6	1	5	6	6
Mancari, Mark	12-13	3	0	2	2	12
TOTAL		9	1	7	8	18
Martin, Grant	87-88	7	4	5	9	17
Masnack, Paul	56-57	10	5	5	10	17
Matte, Christian	01-02	2	0	0	0	0
Matthias, Shawn	09-10	7	2	5	7	7
Mattiusi, Dick	59-60	12	0	0	0	14
Mazur, Eddie	56-57	10	3	9	12	18
McAdam, Gary	82-83	16	3	4	7	4
McArthur, Clarke	04-05	3	0	1	1	0
McArthur, Clarke	06-07	6	2	4	6	4
TOTAL		9	2	5	7	4
McCormick, Cody	12-13	3	1	0	1	26
McCrory, Scott	89-90	13	3	6	9	2
McDonald, Ab	56-57	9	3	1	4	0
McKenna, Sean	82-83	16	14	8	22	18
McGregor, Brian	77-78	6	1	3	4	2
McLaughlin, Mike	92-93	16	4	2	6	8
McMorrow, Sean	02-03	3	0	0	0	17
McMorrow, Sean	03-04	14	1	0	1	15
McMorrow, Sean	04-05	4	0	0	0	16
TOTAL		21	1	0	1	48
McNabb, Brayden	11-12	3	0	1	1	0
McNamee, Peter	77-78	6	0	1	1	34
McSween, Don	87-88	6	0	1	1	15
McSween, Don	89-90	17	3	10	13	12
McSween, Don	90-91	15	2	5	7	8
McSween, Don	91-92	16	5	6	11	18
TOTAL		54	10	22	32	53
Melanson, Dean	92-93	14	1	6	7	18
Melanson, Dean	93-94	4	0	1	1	2
Melanson, Dean	95-96	14	3	3	6	22
Melanson, Dean	97-98	4	0	2	2	0
Melanson, Dean	98-99	17	3	2	5	32
TOTAL		53	7	14	21	74
Merrell, Barry	75-76	7	3	2	5	2
Merrell, Barry	76-77	12	2	7	9	4
TOTAL		19	5	9	14	6
Metcalfe, Scott	87-88	7	1	3	4	24
Metcalfe, Scott	89-90	2	0	1	1	0
Metcalfe, Scott	93-94	4	1	0	1	31
Metcalfe, Scott	90-91	14	4	1	5	27
Metcalfe, Scott	94-95	5	1	1	2	4
Metcalfe, Scott	95-96	19	6	8	14	23
Metcalfe, Scott	96-97	10	1	3	4	18
Metcalfe, Scott	97-98	4	0	0	0	11
TOTAL		65	14	17	31	138
Methot, Francois	98-99	9	0	1	1	0
Methot, Francois	99-00	21	2	4	6	16
Methot, Francois	00-01	4	1	3	4	0
Methot, Francois	01-02	2	1	0	1	0



All-Time Playoff Statistics

NAME	SEASON	GP	G	A	PTS	PIM
Methot, Francois	02-03	3	0	4	4	0
	TOTAL	39	4	12	16	16
Meyer, Jayson	86-87	18	2	8	10	14
Meyer, Stefan	06-07	6	0	2	2	8
Migay, Rudy	58-59	3	1	0	1	6
Migay, Rudy	59-60	12	3	10	13	19
	TOTAL	15	4	10	14	25
Milbury, Mike	75-76	3	0	1	1	13
Miller, Brad	89-90	8	1	0	1	52
Miller, Brad	90-91	12	0	4	4	67
	TOTAL	20	1	4	5	119
Miller, Ryan	02-03	3	0	0	0	0
Miller, Ryan	03-04	14	0	0	0	0
Miller, Ryan	04-05	9	0	1	1	0
	TOTAL	26	0	1	1	0
Milley, Norm	00-01	4	0	0	0	2
Milley, Norm	01-02	2	0	3	3	6
Milley, Norm	02-03	3	2	0	2	2
Milley, Norm	03-04	16	7	6	13	10
Milley, Norm	04-05	9	1	2	3	4
	TOTAL	34	10	11	21	24
Mink, Graham	09-10	6	3	2	5	23
Moller, Mike	82-83	11	2	4	6	4
Moller, Mike	84-85	5	1	1	2	0
	TOTAL	16	3	5	8	4
Mongrain, Bob	82-83	16	3	5	8	24
Mongrain, Bob	83-84	18	11	9	20	46
	TOTAL	34	14	14	28	70
Moore, Barrie	95-96	18	3	6	9	18
Moore, Jimmy	58-59	5	1	0	1	2
Morrisonn, Shaone	11-12	1	0	0	0	0
Mougenel, Ryan	99-00	2	0	0	0	0
Moser, Jay	96-97	9	1	1	2	4
Mrozik, Rick	03-04	15	1	4	5	4
Murphy, Joe	99-00	21	4	2	6	27
Murphy, Joe	00-01	4	0	1	1	4
	TOTAL	25	4	3	7	31
Naud, Daniel	82-83	15	3	5	8	4
Naud, Daniel	83-84	18	4	12	16	4
	TOTAL	33	7	17	24	8
Ndur, Rumun	95-96	17	1	2	3	33
Ndur, Rumun	96-97	10	3	1	4	21
Ndur, Rumun	97-98	4	0	2	2	16
	TOTAL	31	4	5	9	70
Nelson, Riley	02-03	3	0	0	0	2
Nelson, Todd	00-01	4	0	2	2	2
Nemeth, Tom	94-95	4	2	1	3	4
Nichol, Scott	94-95	5	0	3	3	14
Nichol, Scott	95-96	19	7	6	13	36
Nichol, Scott	96-97	10	2	1	3	26
	TOTAL	34	9	10	19	76
Nordstrom, Carlin	98-99	6	0	0	0	18
Noronen, Mika	99-00	21	0	0	0	4
Noronen, Mika	00-01	4	0	0	0	0
Noronen, Mika	01-02	1	0	0	0	0
	TOTAL	26	0	0	0	4
Novotny, Jiri	02-03	3	0	1	1	10
Novotny, Jiri	03-04	13	0	1	1	10



All-Time Playoff Statistics

NAME	SEASON	GP	G	A	PTS	PIM
Novotny, Jiri	04-05	9	2	2	4	4
	TOTAL	25	2	4	6	24
O'Connell, Tim	02-03	3	0	0	0	4
Oreskovich, Victor	09-10	6	0	0	0	10
Orlando, Gates	83-84	18	4	10	14	6
Orlando, Gates	84-85	2	0	1	1	6
Orlando, Gates	86-87	18	9	13	22	14
Orlando, Gates	87-88	7	2	6	8	6
	TOTAL	45	15	30	45	32
Paetsch, Nathan	03-04	16	1	1	2	28
Paetsch, Nathan	04-05	9	1	1	2	16
	TOTAL	25	2	2	4	44
Paille, Daniel	04-05	9	2	2	4	6
Pappin, Jim	61-62	2	1	0	1	2
Pappin, Jim	62-63	2	1	2	3	2
Pappin, Jim	64-65	10	11	5	16	32
Pappin, Jim	65-66	12	8	3	11	13
Pappin, Jim	67-68	11	2	6	8	32
	TOTAL	37	23	16	39	81
Peters, Andrew	02-03	3	0	0	0	24
Peters, Geoff	01-02	2	0	1	1	0
Peters, Geoff	03-04	16	0	4	4	27
Peters, Geoff	04-05	9	0	2	2	18
	TOTAL	27	0	7	7	45
Pittis, Domenic	98-99	20	7	14	21	40
Pittis, Domenic	99-00	21	4	26	30	28
Pittis, Domenic	03-04	16	5	14	19	30
	TOTAL	57	16	54	70	98
Plante, Tyler	09-10	7	0	0	0	2
Pominville, Jason	02-03	3	1	1	2	0
Pominville, Jason	03-04	16	9	10	19	6
	TOTAL	19	10	11	21	6
Price, Noel	56-57	10	0	1	1	16
Priestlay, Ken	86-87	8	3	2	5	4
Primeau, Wayne	95-96	17	3	1	4	11
Primeau, Wayne	96-97	1	0	0	0	0
	TOTAL	18	3	1	4	11
Pysyk, Mark	12-13	3	0	0	0	2
Rankin, Evan	11-12	2	0	1	1	0
Rasmussen, Erik	97-98	1	0	0	0	5
Ratchuk, Peter	02-03	3	0	1	1	6
Ray, Rob	89-90	17	1	3	4	115
Renaud, Mark	83-84	15	2	8	10	39
Repik, Michal	09-10	7	1	1	2	4
Ricci, Scott	03-04	16	0	2	2	8
Rissmiller, Patrick	12-13	3	0	0	0	4
Robertson, Geordie	79-80	4	1	5	6	2
Robertson, Geordie	81-82	9	1	3	4	13
Robertson, Geordie	82-83	16	8	6	14	23
Robertson, Geordie	83-84	18	9	9	18	42
Robertson, Geordie	84-85	5	0	1	1	4
	TOTAL	42	19	24	43	104
Rousseau, Dunc	75-76	5	0	1	1	12
Rousseau, Guy	58-59	3	2	1	3	4
Rousseau, Guy	59-60	11	7	4	11	2
	TOTAL	14	9	5	14	6
Roy, Derek	03-04	16	6	8	14	18
Roy, Derek	04-05	9	6	5	11	6
	TOTAL	25	12	13	25	24



All-Time Playoff Statistics

NAME	SEASON	GP	G	A	PTS	PIM
Roy, Mathieu	09-10	6	0	0	0	11
Rubachuk, Brad	91-92	13	4	0	4	19
Rubachuk, Brad	92-93	12	3	1	4	63
Rubachuk, Brad	93-94	4	1	1	2	10
	TOTAL	29	8	2	10	92
Rueter, Dirk	82-83	15	1	5	6	4
Rueter, Dirk	83-84	18	1	1	2	39
	TOTAL	33	2	6	8	43
Ruff, Lindy	91-92	13	0	4	4	16
Rupp, Duane	63-64	2	0	1	1	0
Rupp, Duane	65-66	12	0	8	8	30
	TOTAL	14	0	9	9	30
Ryan, Michael	04-05	5	0	1	1	4
Ryan, Michael	06-07	6	4	0	4	4
Ryan, Michael	11-12	1	0	0	0	0
	TOTAL	12	4	1	5	8
St. James, Tom	83-84	13	0	5	5	4
Salak, Alexander	09-10	2	0	0	0	2
Sanford, Curtis	99-00	1	0	0	0	0
Sarich, Cory	98-99	20	2	4	6	14
Saunders, Bill	59-60	11	1	0	1	0
Sauve, J-F	79-80	4	1	2	3	2
Sauve, J-F	82-83	16	7	21	28	2
	TOTAL	20	8	23	31	4
Savage, Joel	89-90	5	0	1	1	4
Savage, Joel	90-91	15	3	3	6	8
Savage, Joel	91-92	9	2	0	2	8
	TOTAL	29	5	4	9	20
Schiestel, Drew	12-13	3	0	0	0	2
Schofield, Rick	12-13	3	0	0	0	4
Schultz, Dave	79-80	4	1	0	1	12
Schust, Ben	99-00	3	0	0	0	0
Sebek, Venci	82-83	9	1	0	1	8
Sejba, Jiri	90-91	14	6	7	13	29
Shanahan, Sean	77-78	6	2	3	5	10
Shannon, Darrin	89-90	9	4	1	5	2
Shannon, Darrin	90-91	10	3	5	8	22
	TOTAL	19	7	6	13	24
Shaw, Harry	75-76	7	0	3	3	12
Sheppard, Ray	86-87	15	12	3	15	2
Sheppard, Ray	89-90	17	8	7	15	9
	TOTAL	32	20	10	30	11
Shields, Steve	95-96	19	0	1	1	4
Shmyr, Ryan	01-02	1	2	0	2	2
Simon, Todd	92-93	12	3	14	17	15
Simon, Todd	94-95	5	0	2	2	21
	TOTAL	17	3	16	19	36
Sims, Al	75-76	7	1	4	5	9
Sims, Al	76-77	12	2	9	11	12
	TOTAL	19	3	13	16	21
Sly, Darryl	61-62	2	0	0	0	0
Sly, Darryl	63-64	2	0	0	0	0
Sly, Darryl	65-66	12	2	2	4	12
	TOTAL	16	2	2	4	12
Slyvester, Dean	98-99	18	12	5	17	8
Smith, Barry	75-76	7	4	4	8	5
Smith, Barry	76-77	12	3	2	5	4
Smith, Barry	77-78	6	2	1	3	0
	TOTAL	25	9	7	16	9
Smith, Brandon	04-05	8	1	1	2	4



All-Time Playoff Statistics

NAME	SEASON	GP	G	A	PTS	PIM
Smith, Brandon	06-07	5	0	2	2	2
	TOTAL	13	1	3	4	6
Smith, Don	03-04	2	0	0	0	4
Smith, Steve	89-90	17	0	5	5	27
Smrke, Stan	59-60	11	7	6	13	2
Smrke, Stan	61-62	2	0	0	0	0
Smrke, Stan	62-63	2	1	0	1	0
Smrke, Stan	63-64	2	0	0	0	0
Smrke, Stan	64-65	10	5	4	9	4
Smrke, Stan	65-66	8	0	1	1	0
Smrke, Stan	66-67	13	2	7	9	2
	TOTAL	48	15	18	33	8
Snell, Chris	91-92	10	2	1	3	6
Snell, Chris	92-93	17	5	8	13	39
	TOTAL	27	7	9	16	45
Stewart, Anthony	06-07	6	2	0	2	2
Stewart, Bill	79-80	4	1	2	3	42
Stewart, Michael	96-97	10	1	3	4	23
Strobel, Eric	79-80	3	2	0	2	2
Stuart, Colin	11-12	3	0	0	0	4
Sprukts, Janis	06-07	6	1	3	4	4
Suikkanen, Kai	81-82	9	4	2	6	4
Suikkanen, Kai	82-83	16	7	7	14	21
	TOTAL	25	11	9	20	25
Sutton, Ken	89-90	11	1	6	7	15
Sutton, Ken	90-91	3	1	1	2	14
	TOTAL	14	2	7	9	29
Suoraniemi, Kari	82-83	13	0	6	6	14
Suwek, Richard	79-80	3	0	1	1	0
Swanson, Jeremy	06-07	6	0	4	4	24
Szczechura, Paul	11-12	3	0	1	1	0
Taffe, Jeff	09-10	7	1	6	7	9
Tallinder, Henrik	01-02	2	0	0	0	0
Tarnasky, Nick	12-13	3	1	0	1	4
Taylor, Chris	01-02	2	0	1	1	0
Taylor, Chris	02-03	3	3	1	4	2
Taylor, Chris	03-04	16	5	12	17	0
Taylor, Chris	04-05	9	1	8	9	4
Taylor, Chris	09-10	7	1	3	4	6
	TOTAL	37	10	25	35	12
Thomas, Scott	91-92	9	0	1	1	17
Thomas, Scott	92-93	17	8	5	13	6
Thomas, Scott	94-95	5	4	0	4	4
	TOTAL	31	12	6	18	27
Thorburn, Chris	03-04	16	3	2	5	18
Thorburn, Chris	04-05	4	0	1	1	2
	TOTAL	20	3	3	6	20
Trapp, Doug	86-87	16	0	9	9	5
Traynor, Paul	99-00	9	0	0	0	6
Traynor, Paul	00-01	1	0	0	0	0
	TOTAL	10	0	0	0	6
Tropp, Corey	11-12	3	0	0	0	8
Tsygurov, Denis	93-94	1	0	1	1	0
Tuma, Martin	06-07	1	0	0	0	0
Turkiewicz, Jim	79-80	4	0	1	1	4
Turnbull, Travis	11-12	3	0	0	0	4
Turner, Dean	81-82	9	0	4	4	6
Turnbull, Travis	11-12	3	0	0	0	4
Turner, Dean	81-82	9	0	4	4	6
Ubriaco, Gene	62-63	2	1	0	1	0



All-Time Playoff Statistics

NAME	SEASON	GP	G	A	PTS	PIM
Vaive, Rick	91-92	16	4	4	8	10
Vandermeer, Peter	97-98	4	1	0	1	13
Vandermeer, Peter	98-99	16	1	0	1	38
	TOTAL	20	2	0	2	51
Vanek, Thomas	04-05	5	2	3	5	10
VanOene, Darren	98-99	12	2	4	6	8
VanOene, Darren	99-00	21	1	3	4	24
VanOene, Darren	00-01	4	1	0	1	4
VanOene, Darren	01-02	2	0	0	0	4
	TOTAL	39	4	7	11	40
Van Impe, Dick	59-60	12	0	3	3	6
Varada, Vaclav	96-97	10	1	6	7	27
Varone, Phil	11-12	3	2	1	3	0
Varone, Phil	12-13	3	0	0	0	2
	TOTAL	6	2	1	3	2
Verret, Claude	83-84	18	5	9	14	4
Verret, Claude	84-85	5	2	5	7	0
Verret, Claude	86-87	8	3	3	6	0
	TOTAL	31	10	17	27	4
Voakes, Mark	11-12	3	0	0	0	0
Volkov, Mikhail	93-94	4	0	2	2	2
Volkov, Mikhail	94-95	4	1	0	1	2
	TOTAL	8	1	2	3	4
Wakaluk, Darcy	86-87	5	0	0	0	0
Wakaluk, Darcy	87-88	6	0	0	0	2
Wakaluk, Darcy	89-90	17	0	0	0	14
Wakaluk, Darcy	90-91	9	0	0	0	0
	TOTAL	37	0	0	0	16
Walters, Greg	96-97	10	3	6	9	20
Walters, Greg	98-99	15	1	3	4	14
	TOTAL	25	4	9	13	34
Walton, Mike	65-66	12	8	4	12	43
Walsh, Jim	81-82	9	0	4	4	17
Ward, Dixon	95-96	19	11	24	35	8
Welch, Noah	06-07	6	0	2	2	12
Wiemer, Jim	81-82	9	0	4	4	2
Wiemer, Jim	82-83	15	5	15	20	22
Wiemer, Jim	83-84	18	3	13	16	20
Wiemer, Jim	94-95	5	0	2	2	6
	TOTAL	47	8	34	42	50
Wilson, Clay	09-10	7	2	0	2	22
White, Bill	61-62	2	0	1	1	2
Whitmore, Derek	11-12	3	0	0	0	0
Williams, Tommy	56-57	8	0	0	0	4
Winch, Jason	91-92	12	2	6	8	0
Woit, Benny	56-57	8	1	1	2	6
Wood, Derek	97-98	4	0	0	0	21
Wood, Derek	98-99	20	2	4	6	24
	TOTAL	24	2	4	6	45
Wright, Shayne	94-95	4	0	1	1	0
Wright, Shayne	95-96	5	0	1	1	8
Wright, Shayne	96-97	10	2	3	5	6
Wright, Shayne	97-98	4	0	2	2	0
	TOTAL	23	2	7	9	14
Yake, Terry	96-97	10	8	8	16	4
York, Mike	09-10	7	2	10	12	2
Young, Jason	92-93	14	3	4	7	31
Young, Jason	93-94	4	2	2	4	8
Young, Jason	94-95	4	1	0	1	16
	TOTAL	22	6	6	12	55
Zagrapan, Marek	06-07	6	1	0	1	2



Amerks All-Time Playoff Goaltenders

GOALIE	YEAR	GP	MIN	GA	SO	SAVES	GAA	SV PCT	W-L
Anderson	06-07	6	376	18	0	179	2.87	.909	2-4
Askey	01-02	1	58	4	0	20	4.11	.833	0-1
Askey	03-04	2	120	5	1	52	2.50	.912	2-0
Totals		3	178	9	1	72	3.03	.889	2-1
Bernhardt	81-82	9	527	29	0	292	3.30	.910	4-3
Biron	97-98	4	239	16	0	123	4.02	.895	1-3
Birion	98-99	20	1,167	42	1	590	2.16	.934	12-8
Totals		24	1,406	58	1	713	2.48	.925	13-11
Blue	95-96	1	27	1	0	10	2.22	.909	0-1
Bradley	91-92	1	20	2	0	8	6.00	.800	0-0
Broderick	75-76	3	180	12	0	83	4.00	--	1-2
Brooks	75-76	4	239	17	0	82	4.28	--	2-2
Carr	76-77	1	60	5	0	41	5.00	--	0-1
Chadwick	59-60	12	720	35	0	--	2.92	--	5-7
Cheevers	61-62	2	120	8	0	--	4.00	--	0-2
Cheevers	63-64	2	118	8	0	--	4.06	--	0-2
Cheevers	64-65	10	615	24	0	--	2.34	--	8-2
Totals		14	853	40	0	--	2.81	--	8-6
Cloutier	82-83	16	992	47	0	406	2.84	.896	12-4
Cloutier	83-84	18	1,145	68	0	528	3.56	--	9-9
Totals		34	2,137	115	0	934	3.23	.890	21-13
Cooley	72-73	1	59	5	0	--	5.08	--	0-1
Craig	84-85	4	194	17	0	92	5.26	.844	0-3
Daubenspeck	99-00	1	4	1	0	4	15.00	.800	0-0
Deschenes	96-97	10	628	28	0	278	2.68	.909	6-4
Draper	98-99	2	86	4	0	34	2.79	.895	0-0
Gamble	66-67	1	40	2	0	--	3.00	--	0-0
Hackett	12-13	1	58	2	0	18	2.08	.900	0-1
Harrison	82-83	3	26	0	0	10	0.00	1.000	0-0
Horn	92-93	1	13	0	0	3	0.00	1.000	0-0
Horn	93-94	1	42	5	0	12	7.14	.706	0-1
Totals		2	55	5	0	15	5.45	.750	0-1
Ireland	79-80	1	60	6	0	30	6.00	.833	0-1
Ketterer	93-94	4	199	13	0	85	3.92	.867	0-3
Knickle	81-82	3	125	7	0	59	3.36	.894	0-2
Kolzig	92-93	17	1,041	61	0	623	3.52	.911	9-8
Leggio	11-12	3	175	11	0	78	3.76	.876	0-3
Leggio	12-13	2	125	8	0	39	3.84	.830	0-2
Totals		5	300	19	0	117	3.80	.860	0-5
Littman	89-90	1	33	4	0	5	7.21	.55	0-1
Littman	90-91	8	378	16	0	141	2.54	.898	4-2
Littman	91-92	15	878	42	1	390	2.87	.903	8-7
Totals		24	1,289	62	1	536	2.89	.896	12-10
McNeil	58-59	5	300	12	0	--	2.40	--	1-4
Miller	02-03	3	189:43	13	0	77	4.11	.856	1-2
Miller	03-04	14	856:47	26	2	368	1.82	.934	7-7
Miller	04-05	9	547:20	0	241	2.63	.909	5-4	
Totals		26	1,593:50	63	2	686	2.37	.916	13-13
Noronen	99-00	21	1,235	37	6	540	1.80	.935	13-8
Noronen	00-01	4	250	11	0	85	2.46	.885	1-3
Noronen	01-02	1	59	3	0	20	3.06	.870	0-1
Totals		26	1,544	51	6	645	1.98	.927	14-12
Parro	77-78	3	180	9	0	86	3.01	--	2-1
Perreault	56-57	10	600	27	2	2.70	--	5-5	
Perreault	62-63	2	120	110	--	5.50	--	0-2	
Perreault	65-66	9	532	17	2	--	1.92	--	7-2
Perreault	66-67	13	785	40	2	--	3.05	--	6-7
Perreault	67-68	9	515	28	0	--	3.26	--	7-2



Amerks All-Time Playoff Goaltenders

GOALIE	YEAR	GP	MIN	GA	SO	SAVES	GAA	SV PCT	W-L
Totals	43	2,552	123	6	--	2.89	--	25-18	
Pettie	76-77	11	661	36	0	256	3.60	.877	6-5
Pettie	77-78	3	188	8	0	104	2.56	.929	0-3
Totals		14	849	44	0	360	3.11	.891	6-8
Pye	93-94	1	60	2	0	28	2.00	.933	1-0
Raymond	94-95	5	286	18	0	132	3.78	.880	1-4
Reece	74-75	11	680	34	0	312	3.00	.902	6-5
Salak	09-10	2	69	5	0	38	4.37	.884	0-1
Sanford	99-00	1	14	1	0	9	4.29	.900	0-0
Shields	94-95	1	20	3	0	14	3.78	.824	0-0
Shields	95-96	19	1,141	50	1	503	2.62	.910	15-3
Totals		20	1,147	50	1	503	2.62	.910	15-3
Smith	65-66	4	188	12	0	--	3.83	--	1-2
Sneddon	73-74	2	113	3	0	62	4.45	.873	0-2
Sneddon	74-75	1	60	6	0	22	6.00	.786	0-1
Totals		3	179	15	0	84	5.03	.848	0-3
Tremblay	84-85	3	121	11	0	46	5.45	.807	1-1
Wakaluk	86-87	4	140	11	0	48	4.71	.814	2-0
Wakaluk	87-88	6	328	22	0	127	4.02	.852	3-3
Wakaluk	89-90	17	1,001	50	0	422	3.00	.894	10-6
Wakaluk	90-91	9	543	30	0	193	3.31	.865	6-3
Totals		36	2,012	113	0	790	3.40	.875	21-12
Walsh	79-80	3	180	16	0	108	5.35	.871	0-3
Wetzel	67-68	4	164	6	0	--	2.20	--	1-1
Zimmerman	72-73	5	310	21	0	--	4.03	--	2-3
Zimmerman	73-74	4	247	14	0	128	3.41	.901	2-2
Totals		9	557	35	0	--	3.77	--	4-5



AHL Affiliate of
the Buffalo Sabres



2013 ROCHESTER AMERICANS 2014

HISTORY



Amerks vs. Current AHL Clubs - Regular Season

Team	W	L/OTL	T/SOL
Abbotsford	8	12	0
Adirondack*	27	24	5
Albany**	7	5	0
Binghamton	39	43	6
Bridgeport	0	2	0
Charlotte	0	0	0
Chicago	6	3	3
Hartford	6	4	0
Grand Rapids	26	31	3
Hamilton	85	69	10
Hershey	186	206	54
Iowa	0	0	0
Lake Erie	20	17	2
Manchester	4	2	0
Milwaukee	3	9	0
Norfolk	6	3	5
Oklahoma City	4	2	0
Portland	6	7	1
Providence	12	15	1
Rockford	1	3	0
San Antonio	9	9	0
Springfield	9	8	1
St. John's	0	0	0
Syracuse	109	87	16
Texas	1	3	0
Toronto	27	40	3
Utica	0	0	0
Wilkes-Barre	13	14	7
Worcester	2	0	0

*Includes totals carried over from the Philadelphia Phantoms, 1996-2009

**Includes totals carried over from the Lowell Devils, 2006-2010



Amerks All-Time Coaches

SEASON	COACH	GP	W	L	T	PTS	GF	GA	FINISH
56-57	Billy Reay	64	34	25	5	73	224	199	3
57-58	Roly McLenahan	70	29	35	6	64	205	242	5
58-59	Bucko MacDonald *	15	4	10	1	9	43	55	
	Sam Pollack **	20	9	10	1	19	76	71	
	Steve Kraftcheck	35	21	11	3	45	123	76	3
59-60	Steve Kraftcheck	72	40	27	5	85	285	211	2
60-61	Steve Kraftcheck***	35	14	18	3	31	121	127	
	Jack Riley	37	18	18	1	37	140	117	5
61-62	Johnny Crawford	70	33	31	6	72	234	240	3W
62-63	Rudy Migay	72	24	39	9	57	241	270	3W
63-64	Joe Crozier	72	40	30	2	82	256	223	2W
64-65	Joe Crozier (CC)	72	48	21	3	99	310	199	1W
65-66	Joe Crozier (CC)	72	46	21	5	97	288	221	1W
66-67	Joe Crozier	72	38	25	9	85	300	223	2W
67-68	Joe Crozier (CC)	72	38	25	9	85	273	233	1W
68-69	Dick Gamble	74	25	38	11	61	237	295	4W
69-70	Dick Gamble	72	18	38	16	52	253	315	5W
70-71	Dick Gamble ****	49	18	24	7	43	162	176	
	John O'Flaherty	23	7	12	4	18	60	72	4W
71-72	Doug Adam *****	37	12	20	5	29	103	150	
	Don Cherry	39	16	18	5	37	139	161	5E
72-73	Don Cherry	76	33	31	12	78	239	276	3E
73-74	Don Cherry	76	42	21	13	97	296	248	1N
74-75	Dick Mattiussi	76	42	25	9	93	317	243	2N
75-76	Dick Mattiussi	76	42	25	9	93	304	243	2N
76-77	Duane Rupp	80	42	33	5	89	320	273	3
77-78	Duane Rupp	81	43	31	7	93	332	296	1S
78-79	Duane Rupp	17	6	9	2	14	59	78	
	Gary Darling +	10	4	5	1	9	40	41	
	Ron Garwaisiuk ++	1	0	1	0	0	6	8	
	Pat Kelly +++	52	16	27	9	41	184	222	4S
79-80	Billy Inglis	80	28	42	10	66	260	327	4S
80-81	Mike Keenan	80	30	42	8	68	295	316	5S
81-82	Mike Keenan	80	40	31	9	89	325	286	2S
82-83	Mike Keenan (CC)	80	46	25	9	101	389	325	1S
83-84	Joe Crozier	80	46	32	2	94	363	300	2S
84-85	Jim Schoenfeld ++++	25	17	6	2	36	100	77	
	John Van Boxmeer	55	23	21	11	57	233	224	3S
85-86	John Van Boxmeer	80	34	39	7	75	320	331	6S
86-87	John Van Boxmeer (CC)	80	47	26	7	101	309	256	1S
87-88	John Van Boxmeer	75	42	26	7	92	303	257	2S
	Joe Crozier +++++	5	4	1	0	8	25	15	
88-89	John Van Boxmeer	80	38	37	5	81	305	302	5S
89-90	John Van Boxmeer	80	43	28	9	95	337	286	1S
90-91	Don Lever	80	45	26	9	99	326	253	1S
91-92	Don Lever	80	37	31	12	86	292	248	2S
92-93	John Van Boxmeer	80	40	33	7	87	348	332	2S
93-94	John Van Boxmeer	80	31	34	15	77	277	300	3S
94-95	John Van Boxmeer	80	35	38	7	77	300	304	4S
95-96	John Tortorella (CC)	80	37	38	5	83	294	297	3C
96-97	John Tortorella	80	40	31	9	90	298	257	1EM
97-98	Brian McCutcheon	80	30	38	12	72	238	260	5EM
98-99	Brian McCutcheon	80	52	22	6	111	284	176	1EM
99-00	Brian McCutcheon	80	46	25	9	104	247	192	1EM
00-01	Randy Cunneyworth	80	46	25	9	104	224	192	1MD
01-02	Randy Cunneyworth	80	32	33	15	82	206	211	2C
02-03	Randy Cunneyworth	80	31	35	14	81	219	221	2C
03-04	Randy Cunneyworth	80	37	33	10	89	207	188	3N
04-05	Randy Cunneyworth	80	51	23	6	112	243	208	MK
05-06	Randy Cunneyworth	80	37	41	2	78	261	270	5ND
06-07	Randy Cunneyworth	80	48	31	1	98	269	250	2ND
07-08	Randy Cunneyworth	80	24	52	4	58	197	291	7ND
08-09	Benoit Groulx	80	29	43	8	66	184	259	7ND
09-10	Benoit Groulx	80	44	35	1	91	253	247	2ND
10-11	Chuck Weber	80	31	44	5	72	218	266	7ND
11-12	Ron Rolston	76	36	36	4	86	224	221	7WC
12-13	Ron Rolston	48	27	20	1	57	164	140	
	Chadd Cassidy *****	28	16	12	0	33	70	69	7WC

* Replaced on interim Nov. 14, 1958

** Replaced permanent Jan. 3, 1959

*** Replaced permanent Jan. 5, 1961

**** Replaced permanent Feb. 8, 1971

***** Replaced permanent Jan. 10, 1972

***** - Replaced on interim Feb. 20, 2013

+ Replaced interim Nov. 24, 1978

++ Coached one game Dec. 15, 1978

+++ Replaced permanent Dec. 16, 1978

++++ Called up to active player duty to Buffalo Dec. 6, 1984

+++++ Served as interim Coach (11/1/87-11/13/87); Van Boxmeer Suspended

C- Central Division

N- Northern Division

E- Eastern Division

S- Southern Division

W- Western Division

ND- North Division

MD- Mid-Atlantic Division

MK - Macgregor Kilpatrick Trophy

(AHL's overall points champion)



Amerks Coaches Lifetime Records	Regular Season						Playoffs			
	GP	W	L	T	PTS.	PCT.	GP	W	L	PCT.
Coaches										
Jim Schoenfeld	25	17	6	2	36	.720	--	--	--	---
Joe Crozier	445	260	155	30	550	.618	66	39	27	.590
Dick Mattiussi	152	84	50	18	186	.612	19	9	10	.474
Brian McCutcheon	240	128	85	27	287	.598	45	26	19	.578
Chadd Cassidy	28	16	12	0	33	.589	3	0	3	.000
Ron Rolston	124	63	56	5	143	.577	3	0	3	.000
Don Lever	160	82	57	21	185	.575	31	19	12	.613
Billy Reay	64	34	25	5	73	.570	10	5	5	.500
Steve Kraftcheck	142	75	56	11	161	.567	17	6	11	.353
Ron Rolston	76	36	36	4	86	.566	3	0	3	.000
Don Cherry	191	91	70	30	212	.555	12	4	8	.333
Duane Rupp	178	91	73	14	196	.551	18	8	10	.444
Randy Cunneyworth	640	306	273	61	702	.548	40	18	22	.450
John Tortorella	160	77	69	14	173	.541	29	21	8	.724
John Van Boxmeer	690	333	282	75	742	.540	73	36	37	.493
Mike Keenan	240	116	98	26	258	.537	25	16	9	.640
Johnny Crawford	70	33	31	6	72	.514	2	0	2	.000
Jack Riley	37	18	18	1	37	.500	--	--	--	---
Benoit Groulx	160	73	78	9	157	.491	7	3	4	.429
Sam Pollack	20	9	10	1	19	.475	--	--	--	---
Roly McLenahan	70	29	35	6	64	.457	--	--	--	---
Chuck Weber	80	31	44	5	72	.450	--	--	--	---
Gary Darling	10	4	5	1	9	.450	--	--	--	---
Billy Inglis	80	28	42	10	66	.412	4	0	4	.000
Dick Gamble	195	61	100	34	156	.400	--	--	--	---
Rudy Migay	72	24	39	9	57	.396	2	0	2	.000
Pat Kelly	52	16	27	9	41	.394	--	--	--	---
Doug Adam	37	12	20	5	29	.392	--	--	--	---
John O'Flaherty	23	7	12	4	18	.391	--	--	--	---
Bucko McDonald	15	4	10	1	9	.300	--	--	--	---
Ron Garwasiuk	1	0	1	0	0	.000	--	--	--	---
Totals:	4,401	2,122	1,839	440	4,743	.539	406	210	196	.517

Amerks Calder Cup Champion Coaches

Coaches	Calder Cups	Years
Joe Crozier	3	1964-65, 1965-66, 1967-68
Mike Keenan	1	1982-83
John Van Boxmeer	1	1986-87
John Tortorella	1	1995-96



Amerks Presidents & General Managers

President

	Years
Steve Donner	1994 - 2008
Lewis Staats	2008 - 2011
Ted Black	2011 - Present

General Managers

	Years
Paul Bibeault	1956 - 1959
Jack Riley	1959 - 1964
Joe Crozier	1964 - 1968
Dick Gamble	1968 - 1971
Doug Adam	1971 - 1972
Don Cherry	1972 - 1974
John Den Hamer	1974 - 1979
George Bergantz	1979 - 1988
Randy Scott	1988 - 1993
Joe Baumann	1993 - 1996
Jody Gage	1996 - 2009
Randy Sexton	2009 - 2010
Mike Santos	2010 - 2011
Darcy Regier	2011 - Present



Rochester Americans ALL-TIME CAPTAINS



AMERKS.com

Amerks All-Time Captains

Years	Player	Years	Player
2012-13	Kevin Porter, Matt Ellis	1983-84	Bob Mongrain
2011-12	Colin Stuart	1982-83	Mal Davis, Bob Mongrain
2010-11	NONE	1981-82	Chris Halyk
2009-10	Rory Fitzpatrick	1980-81	Jim Walsh
2008-09	Rory Fitzpatrick	1979-80	Ron Schock, Bill Stewart, Mike Boland
2007-08	Clarke MacArthur, Drew Larman	1978-79	Ron Garwasiuk, Steve Langdon
2006-07	Brandon Smith	1977-78	Gordie Clark, Darryl Edestrand
2005-06	Chris Taylor	1976-77	Rene Drolet, Rod Graham
2004-05	Chris Taylor	1975-76	Barry Merrell, Rick Pagnutti, Rene Drolet
2003-04	Domenic Pittis	1974-75	Billy Knibbs
2002-03	Doug Houda	1973-74	NONE
2001-02	Mike Hurlbut	1972-73	Bob Ellett
2000-01	Mike Hurlbut	1971-72	Doug Dunville
1999-00	Mike Hurlbut	1970-71	Norm Armstrong
1998-99	Scott Nichol, Mike Hurlbut	1969-70	Norm Armstrong
1997-98	Scott Nichol, Mike Hurlbut	1968-69	Don Cherry
1996-97	Dane Jackson	1967-68	Don Cherry
1995-96	Dane Jackson, Dixon Ward	1966-67	Gerry Ehman
1994-95	Jody Gage, Todd Simon	1965-66	Gerry Ehman, Dick Gamble, Don Cherry
1993-94	Jody Gage, James Black	1964-65	Larry Hillman
1992-93	Jody Gage	1963-64	Al Arbour
1991-92	Steve Ludzik	1962-63	Bob Armstrong
1990-91	Steve Ludzik	1961-62	Steve Kraftcheck
1989-90	Jim Hofford	1960-61	Pat Hannigan, Dave Creighton
1988-89	Jim Hofford, Richie Dunn	1959-60	Rudy Migay
1987-88	Jim Hofford	1958-59	Steve Kraftcheck, Rudy Migay
1986-87	Don Lever, Dave Fenyves	1957-58	Benny Woit
1985-86	Mal Davis	1956-57	Gordie Hannigan
1984-85	Chris Langevin, Ted Nolan		





Amerks Affiliation Timeline 1956-2013

Years	Affiliation	Years	Affiliation
1956-57	Montreal Canadiens (NHL) and Toronto Maple Leafs (NHL)	1985-86	Buffalo Sabres (NHL)
1957-58	Montreal Canadiens (NHL) and Toronto Maple Leafs (NHL)	1986-87	Buffalo Sabres (NHL)
1958-59	Montreal Canadiens (NHL) and Toronto Maple Leafs (NHL)	1987-88	Buffalo Sabres (NHL)
1959-60	Toronto Maple Leafs (NHL)	1988-89	Buffalo Sabres (NHL)
1960-61	Toronto Maple Leafs (NHL)	1989-90	Buffalo Sabres (NHL)
1961-62	Toronto Maple Leafs (NHL)	1990-91	Buffalo Sabres (NHL)
1962-63	Toronto Maple Leafs (NHL)	1991-92	Buffalo Sabres (NHL)
1963-64	Toronto Maple Leafs (NHL)	1992-93	Buffalo Sabres (NHL)
1964-65	Toronto Maple Leafs (NHL)	1993-94	Buffalo Sabres (NHL)
1965-66	Toronto Maple Leafs (NHL)	1994-95	Buffalo Sabres (NHL)
1966-67	Toronto Maple Leafs (NHL)	1995-96	Buffalo Sabres (NHL)
1967-68	Toronto Maple Leafs (NHL)	1996-97	Buffalo Sabres (NHL)
1968-69	Vancouver Canucks (WHL)	1997-98	Buffalo Sabres (NHL)
1969-70	Vancouver Canucks (WHL)	1998-99	Buffalo Sabres (NHL)
1970-71	Vancouver Canucks (NHL)	1999-00	Buffalo Sabres (NHL)
1971-72	Vancouver Canucks (NHL)	2000-01	Buffalo Sabres (NHL)
1972-73	Independent	2001-02	Buffalo Sabres (NHL)
1973-74	Independent	2002-03	Buffalo Sabres (NHL)
1974-75	Boston Bruins (NHL)	2003-04	Buffalo Sabres (NHL)
1975-76	Boston Bruins (NHL)	2004-05	Buffalo Sabres (NHL)
1976-77	Boston Bruins (NHL)	2005-06	Buffalo Sabres (NHL) and Florida Panthers (NHL)
1977-78	Boston Bruins (NHL)	2006-07	Buffalo Sabres (NHL) and Florida Panthers (NHL)
1978-79	Boston Bruins (NHL)	2007-08	Buffalo Sabres (NHL) and Florida Panthers (NHL)
1979-80	Buffalo Sabres (NHL)	2008-09	Florida Panthers (NHL)
1980-81	Buffalo Sabres (NHL)	2009-10	Florida Panthers (NHL)
1981-82	Buffalo Sabres (NHL)	2010-11	Florida Panthers (NHL)
1982-83	Buffalo Sabres (NHL)	2011-12	Buffalo Sabres (NHL)
1983-84	Buffalo Sabres (NHL)	2012-13	Buffalo Sabres (NHL)
1984-85	Buffalo Sabres (NHL)		





Amerks Firsts

The First Game

Rochester War Memorial - 10/14/56
 Rochester Americans 2 vs. Cleveland Barons 2
 (6,306 Attendance)

Opening faceoff was between the Amerks' Mike Nykoluk and Cleveland's Cal Stearns. Representative Kenneth B. Keating dropped the puck for the opening faceoff. Rochester's first goal was scored by Mike Nykoluk (PPG) at 11:03 of the 1st period. The tying goal of the game was scored by the Amerks' Earl Balfour on a breakaway from center ice.

Amerks Starting Lineup:

Goaltender: Charlie Hodge
Defense: Tommy Williams, Al MacNeil, Bob Baun, Mickey Keating.
Forwards: Mike Nykoluk, Ron Hurst, Joe Lund, Ab McDonald, Paul Masnick, Glen Cressman, Earl Balfour, Gary Collins, Hex Lalonde, Gordie Hannigan.

ROCHESTER WAR MEMORIAL OPENING

October 18, 1955; The event was "Rochester on parade"

HIGHEST SCORING AMERK GAME

AMERKS 14 Cleveland 6 (Nov. 24, 1966)

1st Period	AMERKS 5 Cleveland 1
Walton	(Sly-Gamble)
Sly	(Gamble-Clancy)
Corrigan	(unassisted)
Corrigan	(Ehman-Blackburn)
Smrke	(Corrigan)
2nd Period	AMERKS 9 Cleveland 3
Corrigan	(Smrke-Joyal)
Horvath	(Blackburn-Rupp)
Horvath	(Arbour-Blackburn)
Walton	(unassisted)
3rd Period	AMERKS 14 Cleveland 6
Smrke	(Joyal-Corrigan)
Gamble	(Walton-Sly)
Gamble	(Walton-Sly)
Ehman	(Horvath-Sly)
Clancy	(Walton-Gamble)

Amerks Individual Milestones

First Amerks Shutout:

November 9, 1956 vs. Providence in a 5-0 win
 by Charlie Hodge

First Amerks Hat Trick:

December 9, 1956 vs. Springfield in Rochester (6-0)
 by Bronco Horvath

Amerks Milestone Goals

1,000	Hank Ciesla	November 5, 1960	at Cleveland (3-1 loss)
2,000	Norm Armstrong	November 22, 1964	vs. Springfield (6-1 win)
		<i>(2nd goal of game for Armstrong and game-winner)</i>	
3,000	Bob Barlow	January 28, 1968	vs. Baltimore (4-1 win)
		<i>(2nd goal of game for Barlow and game-winner)</i>	
4,000	Barry Wilcox	February 13, 1972	at Providence (15-3 loss)
5,000	Gordie Clark	November 22, 1975	at Hershey (6-4 loss)
6,000	Daryl Drader	December 22, 1979	vs. New Brunswick (6-5 loss)
7,000	Bob Mongrain	March 7, 1982	vs. Adirondack (7-5 win)
8,000	Claude Verret	January 18, 1985	vs. Baltimore (4-3 loss)
9,000	Bob Logan	February 14, 1988	vs. Utica (6-3 win)
10,000	Jody Gage	February 20, 1991	vs. Moncton (6-2 win)
11,000	Todd Simon	October 8, 1994	at Adirondack (8-5 loss)
12,000	Craig Charron	January 17, 1998	vs. Syracuse (4-4 tie)
13,000	Ales Kotalik	February 15, 2002	vs. Norfolk (4-2 win)
14,000	Mark Mancari	October 6, 2006	vs. Albany (6-0 win)
15,000	Jeff LoVecchio	December 26, 2010	vs. Syracuse (5-2 win)

Amerks Wins

800th Amerks Win:	March 21, 1979 vs. Binghamton Dusters in Binghamton (5-4)
	Winning goal: Steve West
900th Amerks Win:	April 4, 1982 vs. Erie Blades in Rochester (7-6 ot)
	Winning goal: Chris Halyk
1,000th Amerks Win:	October 26, 1984 vs. Hershey in Rochester (5-4)
	Winning goal: Gary Burns
1,100th Amerks Win:	February 18, 1987 vs. Newmarket in Rochester (5-3)
	Winning goal: Ray Sheppard
1,200th Amerks Win:	October 18, 1989 vs. Utica in Utica (4-2)
	Winning goal: Jody Gage
1,300th Amerks Win:	January 3, 1992 vs. Baltimore in Baltimore (4-2)
	Winning goal: Peter Ciavaglia
1,400th Amerks Win:	November 11, 1994 vs. Worcester in Rochester (4-2)
	Winning goal: Jason Young
1,500th Amerks Win:	March 19, 1997 vs. Saint John in Rochester (6-0)
	Winning goal: Terry Yake
1,600th Amerks Win:	November 19, 2000 vs. Syracuse in Syracuse (5-2)
	Winning goal: Francois Methot.
1,700th Amerks Win:	February 20, 2002 vs. Hamilton in Hamilton (4-2)
	Winning goal: Craig Charron.
1,800th Amerks Win:	January 6, 2005 vs. Edmonton at Edmonton (1-0)
	Winning goal: Derek Roy.
1,900th Amerks Win:	February 2, 2007 vs. Toronto Marlies (6-1)
	Winning Goal: Drew Larman
2,000th Amerks Win:	February 21, 2010 vs. Portland Pirates (3-2 in shootout)
	Winning goal: Mike York
2,100th Amerks Win:	January 21, 2013 vs. Hamilton Bulldogs in Rochester (6-3)
	Winning goal: Rick Schofield



Amerks Team MVP

Year	Players
87-88	Jody Gage
88-89	Ken Priestlay
89-90	Darcy Wakaluk
90-91	Don McSween
91-92	Peter Ciavaglia
92-93	Peter Ciavaglia
93-94	Todd Simon
94-95	Mark Kryz
95-96	Craig Charron
96-97	Terry Yake
97-98	Craig Charron
98-99	Martin Biron
99-00	Mika Noronen
00-01	Mika Noronen
01-02	Chris Taylor
02-03	Chris Taylor
03-04	Domenic Pittis
04-05	Chris Taylor, Ryan Miller
05-06	Nathan Paetsch
06-07	Janis Sprukts
07-08	Clarke MacArthur
08-09	Mike Brodeur
09-10	Jamie Johnson
10-11	Mike Kostka
11-12	David Leggio
12-13	David Leggio

Amerks Scoring Champion

Year	Players
87-88	Jody Gage
88-89	Ken Priestlay
89-90	Mike Donnelly
90-91	Don Biggs
91-92	Peter Ciavaglia
92-93	Peter Ciavaglia
93-94	Todd Simon
94-95	Todd Simon
95-96	Craig Charron
96-97	Terry Yake
97-98	Craig Charron
98-99	Domenic Pittis
99-00	Domenic Pittis
00-01	Francois Methot
01-02	Chris Taylor
02-03	Chris Taylor
03-04	Domenic Pittis
04-05	Chris Taylor
05-06	Jiri Novotny
06-07	Clarke MacArthur
07-08	Mark Mancari
08-09	Michal Repik
09-10	Jamie Johnson
10-11	Mike Kostka
11-12	Phil Varone
12-13	Mark Mancari

Defensive Player-of-the-Year Award

Year	Players
81-82	Dean Turner
82-83	Daniel Naud
83-84	Dave Fenyses
84-85	Mark Renaud
85-86	Jayson Meyer
86-87	Jack Brownschidle
87-88	Don McSween
88-89	Don McSween
89-90	Don McSween
90-91	Don McSween
91-92	Don McSween
92-93	Greg Brown
93-94	Dean Melanson
98-99	Mike Hurlbut

(sponsored by Exec Club,)

Exec Club Rookie-of-the-Year Award

Year	Players
83-84	Claude Verret
84-85	Gates Orlando
85-86	Tim Hoover
86-87	Bob Logan
87-88	Kevin Kerr
88-89	Rob Ray
89-90	Donald Audette
90-91	Dave Littman
91-92	Peter Ciavaglia
92-93	Scott Thomas
93-94	Philippe Boucher
94-95	Mark Astley
95-96	Barrie Moore
96-97	Vaclav Varada
97-98	Martin Biron
98-99	Cory Sarich
99-00	Mika Noronen
00-01	Norm Milley
01-02	Doug Janik
02-03	Ryan Miller
03-04	Chris Thorburn
04-05	Thomas Vanek
05-06	Stefan Meyer
06-07	Patrick Kaleta
07-08	Marc-Andre Gragnani
08-09	Michael Duco
09-10	Alexander Salak
10-11	Jacob Markstrom
11-12	Marcus Foligno
12-13	Brian Flynn

Exec Club Most Improved Player

Year	Players
84-85	Jeff Hamilton
85-86	Doug Trapp
86-87	Ray Sheppard
87-88	Mike Hartman
88-89	Rob Ray
89-90	Francois Guay
90-91	Joel Savage
91-92	Sean O'Donnell
92-93	Olaf Kolzig
93-94	Mikhail Volkov
94-95	Mike Bavis
95-96	Barrie Moore
96-97	Shayne Wright
97-98	Matt Davidson
98-99	Darren VanOene
99-00	Mika Noronen
00-01	Paul Traynor
01-02	Doug Janik
02-03	Paul Gaustad, Jason Pominville
03-04	Jason Pominville
04-05	Sean McMorrow
05-06	Matt Hendicks
06-07	Patrick Kaleta
07-08	Dylan Hunter
08-09	Keaton Ellerby
09-10	Evgeny Dadonov
10-11	Michael Caruso
11-12	Phil Varone
12-13	Zemgus Girgensons

Rob Zabelny Unsung Hero Award

Year	Players
83-84	Dave Fenyses
84-85	Jim Hofford
85-86	Jim Jackson
86-87	Jack Brownschidle, Dave Fenyses
87-88	Kevin Kerr
88-89	Scott Metcalfe
89-90	Francois Guay
90-91	Dan Frawley
91-92	Lindy Ruff
92-93	Dan Frawley
93-94	Mark Kryz
94-95	Mark Kryz
95-96	Rumun Ndur
96-97	Shayne Wright
97-98	Dan Frawley, Dean Melanson
98-99	Matt Davidson
99-00	Doug Houda
00-01	Kevin Bolibruck
01-02	Doug Janik
02-03	Paul Gaustad
03-04	Steve Lingren
04-05	Paul Gaustad
05-06	Sylvain Dufresne
06-07	Janis Sprukts
07-08	David Brine
08-09	Karl Stewart
09-10	Jordan Henry
10-11	Michael Caruso
11-12	Shaone Morrisonn
12-13	Alex Biega



McCulloch Trophy for Community Service

Fairand/O'Neil Sportsmanship

Year	Players
73-74	Rod Graham
74-75	Steve Stirling
75-76	Ron Garwasiuk
76-77	Barry Smith
77-78	Darryl Edestrand
78-79	Daryl Drader
79-80	Ed Walsh
80-81	Bob Hess
81-82	N/A
82-83	N/A
83-84	Yvon Lambert
84-85	Claude Verret
85-86	Jim Jackson
86-87	Don Lever
87-88	Richie Dunn
88-89	Richie Dunn
	Mikael Andersson
	Jim Jackson
89-90	Jim Jackson
90-91	Francois Guay
91-92	Peter Ciavaglia
92-93	Greg Brown
93-94	Sean O'Donnell
94-95	Todd Copeland
95-96	Jody Gage
96-97	Craig Charron
97-98	Craig Charron
98-99	Mike Harder
99-00	Randy Cunneyworth
00-01	Dane Jackson
01-02	Norm Milley
02-03	Chris Taylor
03-04	Norm Milley
04-05	Chris Taylor
05-06	David Cullen
06-07	Mark Mancari
07-08	Dylan Hunter
08-09	David Brine
09-10	Jamie Johnson
10-11	Clay Wilson
11-12	Colin Stuart
12-13	Phil Varone

Year	Players
87-88	Jim HOFFORD
88-89	Jim Jackson
89-90	Don McSween
	Scott Metcalfe
90-91	Joel Savage
91-92	Peter Ciavaglia
	Brad Rubachuk
92-93	Peter Ciavaglia
93-94	Todd Fichel
94-95	Scott Metcalfe
95-96	Scott Metcalfe
96-97	Craig Charron
97-98	Scott Nichol
98-99	Mike Harder
99-00	Jeremy Adduono
00-01	Jeremy Adduono
	Jason Cipolla
01-02	Jeremy Adduono
	Rory Fitzpatrick
02-03	Rory Fitzpatrick
	Sean McMorrow
03-04	Nathan Paetsch
04-05	Nathan Paetsch
05-06	Sean McMorrow
	Nathan Paetsch
06-07	Patrick Kaleta
07-08	Drew Larman
08-09	Rory Fitzpatrick
	Drew Larman
09-10	Rory Fitzpatrick
10-11	Paul Baier
11-12	Derek Whitmore
12-13	Evan Rankin

Exec Club Most Popular Player Award

Year	Players
87-88	Jim Jackson
88-89	Ken Priestlay
89-90	Jim Jackson
90-91	Jody Gage
91-92	Jody Gage
92-93	Jody Gage
93-94	Matthew Barnaby
94-95	Scott Metcalfe
95-96	Scott Metcalfe
96-97	Scott Metcalfe
97-98	Craig Charron
	Scott Metcalfe
98-99	Martin Biron
99-00	Randy Cunneyworth
00-01	Sasha Lakovic
01-02	Craig Charron
02-03	Jason Botterill
03-04	Jason Pominville
04-05	Ryan Miller
	Norm Milley
05-06	Chris Taylor
06-07	Patrick Kaleta
07-08	Marc-Andre Gragnani
08-09	Mike Brodeur
09-10	Jamie Johnson
	Mike York
10-11	Tyler Plante
11-12	David Leggio
12-13	David Leggio

Exec Club Game-Winning Goal

Year	Players
87-88	Jody Gage
88-89	Ken Priestlay
89-90	Mike Donnelly
90-91	Jody Gage
91-92	Peter Ciavaglia
92-93	Jody Gage
93-94	Todd Simon
94-95	Scott Thomas
95-96	Craig Charron
96-97	Scott Nichol
97-98	Matt Davidson
	Dean Melanson
	Scott Nichol
98-99	Dean Sylvester
99-00	Jeremy Adduono
00-01	Chris Taylor
01-02	Christian Matte
02-03	Milan Bartovic
03-04	Milan Bartovic
04-05	Jason Pominville
05-06	Clarke MacArthur
	Matt Hendricks
06-07	Michael Ryan
	Mark Mancari
07-08 (all with two GWG each)	Mark Mancari
	Marc-Andre Gragnani
	Clarke MacArthur
	Marek Zagrapan
	Anthony Stewart
	David Brine
08-09 (three GWG each)	Stefan Meyer
	Jacob Micflikier
09-10	Michal Repik
10-11	Chris Taylor
11-12	Marcus Foligno
12-13	Mark Mancari



Exec Club Offensive Player-of-the-Year

Year	Players
87-88	Jody Gage
88-89	Ken Priestlay
89-90	Donald Audette
90-91	Don Biggs
91-92	Jody Gage
92-93	Peter Ciavaglia
93-94	Viktor Gordiouk

First Class Travel 7th Player Award

Year	Players
97-98	Craig Charron

V.P. Supply Most Popular Player

Year	Players
87-88	Jody Gage
88-89	Jeff Capello
89-90	Donald Audette
90-91	Jody Gage
91-92	Jody Gage
92-93	Jody Gage
93-94	Matthew Barnaby
94-95	Scott Metcalfe
95-96	Scott Metcalfe
96-97	Scott Metcalfe
97-98	Scott Nichol

Amerks Player of the Month

2008-09 Winners	Players
October	Jason Garrison
November	Michal Repik
December	Mike Brodeur
January	Janis Sprukts
February	N/A
March	Keaton Ellerby
April	Janis Sprukts

2009-10 Winners	Players
October	Alexander Salak
November	Jamie Johnson
December	Jamie Johnson
January	Jamie Johnson
February	Clay Wilson
March	Tyler Plante
April	N/A

Mary Cariola Children's Center VIP Player of the Month

2002-03 Winners	Players
October	Rory Fitzpatrick
November	Jason Pominville
	Paul Gaustad
	Ryan Jorde
December	Sean McMorrow
January	Jason Botterill
February	Amerks Alumni Association
March/April	Rochester Americans

2001-02 Winners	Players
December	Jeremy Adduono
January	Jeremy Adduono
February	Rory Fitzpatrick
March	Rochester Americans

AHL Man of the Year (AHL Sponsored Award – Rochester winner)

Year	Players
00-01	Jeremy Adduono
01-02	Jeremy Adduono
02-03	Sean McMorrow
03-04	Scott Ricci
04-05	Jason Botterill
05-06	Sean McMorrow
06-07	Patrick Kaleta
07-08	Mike Weber
08-09	Rory Fitzpatrick
09-10	Rory Fitzpatrick
10-11	Paul Baier
11-12	Derek Whitmore
12-13	Evan Rankin

Connors & Ferris Comeback Player of the Year

Year	Players
05-06	Chris Taylor
06-07	Brandon Smith
07-08	Kenndal McArdle
08-09	Kenndal McArdle

Booster Club Service Award

Year	Players
03-04	The Moose (John "Sonny" Zamites) for 25 years of service
04-05	Jason Botterill



Les Cunningham Award (Regular Season MVP)

Year	Players
1958-59	Billy Hicke
	Rudy Migay
1965-66	Dick Gamble
1973-74	Art Stratton
1974-75	Doug Gibson
1976-77	Doug Gibson
1983-84	Mal Davis
1985-86	Paul Gardner
1987-88	Jody Gage

Aldege "Baz" Bastien Memorial Award (Outstanding Goalie)

Year	Players
1998-99	Martin Biron
2004-05	Ryan Miller

Dudley "Red" Garrett Memorial Award (Outstanding Rookie)

Year	Players
1958-59	Billy Hicke
1965-66	Mike Walton
1968-69	Ron Ward
1983-84	Claude Verret
1989-90	Donald Audette
1999-00	Mika Noronen

Harry "Hap" Holmes Memorial Award (Outstanding Goaltender(s))

Year	Players
1959-60	Ed Chadwick
1964-65	Gerry Cheevers
1967-68	Bobby Perreault
1990-91	David Littman
	Darcy Wakaluk
1991-92	David Littman
1998-99	Martin Biron and Tom Draper
2000-01	Mika Noronen and Tom Askey

Eddie Shore Award (Outstanding Defenseman)

Year	Players
1958-59	Steve Kraftcheck
1964-65	Al Arbour

John B. Sollenberger Award (Leading Scorer – Regular Season)

Year	Players
1958-59	Billy Hicke
1963-64	Gerry Ehman
1965-66	Dick Gamble
1974-75	Doug Gibson
1977-78	Rick Adduono (tie)
1985-86	Paul Gardner
1998-99	Domenic Pittis

Fred T. Hunt Award (Sportsmanship, Determination & Dedication to Hockey)

Year	Players
1997-98	Craig Charron
1999-00	Randy Cunneynworth
2004-05	Chris Taylor

Louis A.R. Pieri Memorial Award (Coach of the Year)

Year	Players
1973-74	Don Cherry
1990-91	Don Lever
2004-05	Randy Cunneynworth

AHL All-Rookie Team

Year	Players
1998-99	Cory Sarich (Defense)
1999-00	Mika Noronen (Goalie)
	Dmitri Kalinin (Defense)
2004-05	Thomas Vanek (Forward)

Ken McKenzie Award (Outstanding Executive – PR, Marketing and Ticket Sales)

Year	Players
1981-82	Rick Peckham
1985-86	Randy Scott
1997-98	Chris Palin
2001-02	Dave Cieslinski

James H. Ellery Memorial Award (Outstanding Media)

Year	Players
1965-66	Hans Tanner (Print)
1976-77	Rich Funke (TV)
1980-81	Simeon Smith (TV)
	Rick Wheeler (Print)
1982-83	Tom Gagnon (TV)
1983-84	Tom George (Radio)
1984-85	Phil Smith (TV)
1985-86	Rich Funke (TV)
1986-87	Arnold Klinsky (TV)
1987-88	Frank Chiano (TV)
1990-91	Bob Matthews (Radio)
1992-93	Kevin Oklobzija (Print)
1993-94	Don Stevens (Radio)
1995-96	Kevin Oklobzija (Print)
2012-13	Don Stevens (Radio)

James C. Hendy Memorial Award (Outstanding Executive)

Year	Players
1971-72	Robert W. Clarke
1982-83	George Bergantz
1992-93	Robert W. Clarke
1995-96	Steve Donner
1998-99	Jody Gage



Amerks All-Stars

Years	Player
56-57	(1st) D-Tom Williams, C-Bronco Horvath; (2nd) LW-Ed Mazur.
57-58	(2nd) G-Gerry McNeil, D-Tom Williams.
58-59	(1st) D-Steve Kraftcheck, C-Rudy Migay, RW-Billy Hicke, LW-Gary Aldcorn.
59-60	(1st) G-Ed Chadwick, D-Steve Kraftcheck, LW-Stan Smrke.
60-61	(2nd) G-Ed Chadwick, D-Steve Kraftcheck, RW-Gerry Ehman.
61-62	(2nd) LW-Dick Gamble.
62-63	(1st) D-Al Arbour.
63-64	(1st) D-Al Arbour, RW-Gerry Ehman; (2nd) C-Bronco Horvath.
64-65	(1st) G-Gerry Cheevers, D-Al Arbour, D-Larry Hillman; (2nd) C-Bronco Horvath, LW-Dick Gamble.
65-66	(1st) D-Al Arbour, LW-Dick Gamble, RW-Gerry Ehman; (2nd) D-Duane Rupp, RW-Jim Pappin.
66-67	(2nd) D-Duane Rupp, LW-Dick Gamble.
67-68	(1st) LW-Bob Barlow; (2nd) G-Bob Perrault, D-Marc Reaume.
70-71	(1st) LW-Don Blackburn.
72-73	(2nd) D-Rick Pagnutti.
73-74	(1st) LW-Murray Kuntz; (2nd) C-Art Stratton.
74-75	(1st) C-Doug Gibson; (2nd) G-Dave Reece, D-Rick Pagnutti.
75-76	(1st) LW-Dave Hynes; (2nd) D-Al Simmons, RW-Gordie Clark.
76-77	(1st) C-Doug Gibson; (2nd) D-Al Sims, RW-Gordie Clark, LW- Ron Garwasiuk.
77-78	(2nd) C-Rick Adduono.
80-81	(1st) D-Bob Hess; (2nd) C-J.F. Sauve.
83-84	(1st) RW-Mal Davis.
84-85	(2nd) C-Claude Verret.
85-86	(1st) C-Paul Gardner, RW-Jody Gage.
86-87	(1st) G-Daren Puppa, D-Richie Dunn; (2nd) D-Dave Fenyes, D-Jack Brownschidle.
87-88	(1st) RW-Jody Gage; (2nd) D-Richie Dunn.
89-90	(1st) D-Don McSween, RW-Donald Audette.
90-91	(1st) G-Dave Littman, RW-Jody Gage, D-Bill Houlder.
91-92	(2nd) G-Dave Littman.
95-96	(2nd) D-Terry Hollinger.
96-97	(1st) D-Terry Hollinger.
98-99	(1st) G-Martin Biron.
99-00	(2nd) G-Mika Noronen.
00-01	(2nd) G-Mika Noronen.
04-05	(1st) G-Ryan Miller.
09-10	(2nd) D-Clay Wilson.



Amerks Forwards

RANKING	FORWARDS	SEASONS	GP	G	A	PTS	PIM
1.	Jody Gage	11	653	351	377	728	515
2.	Dick Gamble	9	569	300	265	565	173
3.	Bronco Horvath	9	475	199	343	542	225
4.	Gerry Ehman	7	465	237	284	521	173
5.	Chris Taylor	9	519	142	339	481	387
6.	Stan Smrke	9	513	197	239	436	172
7.	Geordie Robertson	7	359	164	231	395	419
8.	Norm Armstrong	10	566	166	225	391	983
9.	Scott Metcalfe	9	499	137	212	349	1424
10.	Bob Mongrain	5	322	153	186	339	430
11.	Barry Merrell	5	320	134	187	321	158
12.	Craig Charron	5	335	122	190	312	249
13.	Ron Garwasiuk	6	340	130	178	308	655
14.	Gordie Clark	4	270	123	179	302	109
15.	Jim Jackson	5	360	93	205	298	109
16.	Mal Davis	5	247	15	132	287	119
17.	Todd Simon	3	191	85	183	268	211
18.	Claude Verret	4	229	111	148	259	32
19.	Jim Pappin	8	275	134	124	258	397
20.	Domenic Pittis	3	204	75	171	246	330
21.	Doug Gibson	3	170	96	148	244	53
22.	Randy Cunneyworth	7	366	101	138	239	566
23.	Dan Frawley	6	456	95	139	234	1060
24.	Mark Mancari	4	291	84	133	217	275
25.	Wally Boyer	5	278	87	124	211	174
26.	Rick Adduono	3	221	78	128	206	96
27.	Ken Priestlay	4	151	102	102	204	153
	Warren Harper	4	297	85	119	204	232
29.	Norm Milley	5	367	86	117	203	221
30.	Peter Ciavaglia	2	141	72	128	200	48
31.	Jean-Francois Sauve	3	136	64	131	195	35
32.	Jason Pominville	4	235	96	96	192	100
33.	Francois Method	5	333	77	110	187	113
34.	Steve Langdon	5	313	97	87	184	37
35.	Rene Drolet	3	224	7	105	180	104
36.	Scott Nichol	6	326	80	93	173	813
37.	Dane Jackson	5	246	83	87	170	410
38.	Mike Donnelly	2	121	75	92	167	124
39.	Barry Smith	5	324	65	100	165	112
40.	Denis Hamel	4	271	87	76	163	356
41.	Chris Halyk	3	205	75	87	162	106
	Dave Creighton	3	162	69	93	162	107
43.	Kai Suikkanen	3	152	74	87	161	99
	Larry McKillop	3	211	55	106	161	150
	Rudy Migay	4	118	46	115	161	172
46.	Clarke MacArthur	3	163	56	102	158	154
47.	Gates Orlando	5	120	64	92	156	134
48.	Viktor Gordiuk	3	172	70	83	153	70
49.	Duke Harris	3	182	66	86	152	78
	Francois Guay	3	175	58	94	152	111
51.	Doug MacDonald	3	185	71	77	148	177
52.	Michal Repik	3	188	52	95	147	153
53.	Hank Ceisla	2	134	57	88	145	54
54.	Dave Hynes	2	122	79	65	144	53
55.	Mike Walton	4	107	55	86	141	97
56.	Les Duff	7	399	48	91	139	352
57.	Guy Rousseau	3	178	61	77	138	68
58.	Ed Litzenberger	3	152	47	90	137	70



Amerks Forwards

RANKING	FORWARDS	SEASONS	GP	G	A	PTS	PIM
59.	Jeremy Adduono	3	206	62	72	134	111
60.	Bob Cook	4	259	74	59	133	263
	Steve Ludzik	3	163	53	80	133	296
62.	Stefan Meyer	4	266	64	66	130	363
63.	Mikael Andersson	4	153	46	81	127	48
	Paul Gaustad	3	234	41	86	127	498
65.	Michael Ryan	5	218	57	69	126	213
66.	Don Blackburn	2	132	45	81	126	46
67.	Jim Jones	3	214	53	72	125	220
	Doug Trapp	2	143	48	77	125	166
69.	Jason Dawe	4	140	63	57	120	99
70.	Jason Young	3	78	55	63	118	224
	Yvon Lambert	2	158	53	65	118	24
72.	Ron Ward	2	142	58	59	117	51
73.	Chris Langevin	4	208	51	65	116	750
74.	Ab McDonald	2	134	51	64	115	26
75.	Scott Thomas	3	131	57	57	114	153
	Gary Aldcorn	3	119	52	62	114	102
77.	Milan Bartovic	5	270	62	51	113	275
78.	Paul Gardner	1	71	61	51	112	16
79.	Ed Mazur	2	106	46	65	111	157
80.	Billy Hicke	2	83	49	61	110	63
	Gene Ubriaco	2	132	38	72	110	36
82.	Vaclav Varada	3	103	56	51	107	159
	Scott McCrory	2	108	41	66	107	85
	Derek Roy	3	101	33	74	107	90
85.	Janis Sprukts	2	117	34	72	106	80
86.	Darren VanOene	4	268	49	56	105	516
	Dick Van Impe	3	121	46	59	105	111
	Jiri Novotny	4	218	25	80	105	106
89.	Donald Audette	3	81	54	50	104	90
	Paul Crowley	2	160	48	56	104	315
	Craig Fisher	2	87	44	60	104	36
92.	Darrin Shannon	2	99	46	57	103	81
93.	Cecil Hoekstra	3	152	44	58	102	6
94.	Bill Bennett	2	139	44	57	101	176
	Chris Thorburn	3	208	41	60	101	396
	Terry Yake	1	78	34	67	101	77
97.	Jason Botterill	3	118	59	41	100	182
	Matt Davidson	3	231	53	47	100	84
99.	Earl Anderson	2	104	45	54	99	38
100.	Bob Walton	2	144	34	63	97	34
101.	Earl Balfour	2	133	48	47	95	96
	Brad Rubachuk	3	195	46	49	95	665
	Bob Barlow	1	72	43	52	95	72
	Gary Burns	2	155	38	57	95	163
	Art Stratton	1	76	24	71	95	118
106.	Dixon Ward	1	71	38	56	94	74
	Jason Cipolla	2	145	35	59	94	138
108.	Ed Joyal	2	79	41	52	93	16
109.	Matthew Barnaby	2	98	31	61	92	427
110.	David Brine	4	236	35	56	91	79
	Bruce Draper	2	125	33	58	91	43
	Alex Faulkner	2	106	24	67	91	32
113.	Gilles Hamel	2	71	39	51	90	62
114.	Jack Stanfield	3	176	43	46	89	128
	Norm Lacombe	4	122	39	50	89	138



Amerks Forwards

RANKING	FORWARDS	SEASONS	GP	G	A	PTS	PIM
	Benoit Hogue	2	115	38	51	89	193
117.	Drew Larman	4	213	44	44	88	143
	Don Biggs	1	65	31	57	88	115
119.	Gary Collins	3	158	30	57	87	42
	Phil Varone	2	138	22	65	87	84
121.	Bob Logan	3	06	55	31	86	64
	Jiri Sejba	2	90	42	44	86	90
123.	Mike Harder	2	87	35	50	85	39
	John Gofton	2	78	32	53	85	67
	Mikhail Volkov	3	129	30	55	85	90
126.	Barrie Moore	2	96	40	44	84	54
	Barry Watson	3	137	31	53	84	73
128.	Brian McGregor	2	42	45	38	83	48
129.	Murray Kuntz	1	72	51	31	82	31
	Bob Ellett	2	145	45	37	82	114
131.	Joel Savage	4	169	40	41	81	129
	Bob Corkum	3	164	37	44	81	169
133.	Bob Nevin	4	97	35	45	80	16
134.	Richard Hajdu	4	151	24	55	79	209
135.	Michael Duco	3	194	43	35	78	384
	Marek Zagrapan	2	147	35	43	78	105
137.	Daniel Paille	3	153	35	42	77	95
	Darcy Loewen	3	194	31	46	77	516
	Dylan Hunter	3	147	29	48	77	113
140.	Lou Angotti	2	99	31	45	76	47
141.	Tom McCarthy	2	92	36	39	75	58
142.	Pat Hannigan	4	86	34	39	73	99
	Kamil Kreps	3	117	28	45	73	42
	Murray Hall	2	75	27	46	73	89
	Mike Nykoluk	2	97	23	50	73	75
146.	Paul Brydges	3	174	36	36	72	176
	Jeff Parker	3	94	29	43	72	144
	Jason Winch	2	104	24	48	72	53
	Mike Moller	2	83	20	52	72	29
150.	Don Lever	2	86	35	36	71	85
	Jamie Johnson	1	80	27	44	71	24
	Bryan Hextall	1	72	24	47	71	134
153.	Gary McAdam	1	73	40	29	69	58
	Mike Byers	2	97	32	37	69	10
	Duke Edmundson	1	68	25	44	69	62
	Larry Keenan	2	121	22	47	69	36
157.	Thomas Vanek	1	74	42	26	68	62
	Kevin Kerr	3	146	38	30	68	680
	Gary Bredin	2	140	35	33	68	91
	Kenndal McArdle	4	166	34	34	68	279
	Peter Horachek	3	116	28	40	68	98
162.	Dave Gorman	1	77	26	41	67	131
163.	Gerry Sillers	3	173	30	36	66	93
	Marcus Foligno	2	93	26	40	66	116
165.	Dean Sylvester	1	76	35	30	65	46
166.	Anthony Stewart	3	120	28	35	63	125
	Dunc Rousseau	2	96	24	39	63	135
	Rene Robert	1	49	23	40	63	57
169.	Ted Nolan	1	65	28	34	62	152
	Bob Kelly	1	70	27	35	62	206
	Paul Masnick	1	64	24	38	62	46
172.	Gordie Hannigan	1	64	21	40	61	111
173.	Ron Carter	2	50	37	23	60	8



Amerks Forwards

RANKING	FORWARDS	SEASONS	GP	G	A	PTS	PIM
	John MacMillan	2	95	30	30	60	51
	Evan Rankin	2	83	29	31	60	32
	Fred Burchell	1	70	20	40	60	65
177.	Sergei Petrenko	2	81	28	31	59	24
	Tom Songin	1	59	21	38	59	92
	Billy Knibbs	2	81	17	42	59	20
180.	Ron Hurst	2	85	19	38	57	178
181.	Jeff Taffe	1	61	28	28	56	47
	Jeff Hamilton	3	157	28	28	56	84
	Bill Saunders	2	82	26	30	56	38
	Evgeny Dadonov	2	100	25	31	56	40
185.	Steve West	1	47	24	31	55	28
186.	Jozef Cierny	1	54	27	27	54	36
	Rob Globke	3	164	22	32	54	131
	Mike McLaughlin	1	71	19	35	54	27
189.	Ron Dussiaume	1	74	23	30	53	77
190.	Len Lunde	1	37	19	33	52	13
	Marc-Andre Gagnani	1	78	14	38	52	38
192.	Paul O'Neil	1	49	35	16	51	17
	Peter Ambroziak	4	121	25	26	51	125
	Peter Stenkowski	3	49	23	28	51	60
	Christian Matte	1	72	22	29	51	48
	Jeff Capello	2	108	21	30	51	75
	James Black	1	45	19	32	51	28
	Ed Lawson	2	115	16	35	51	85
199.	Luke Adam	2	94	19	31	50	75
200.	Jaroslav Kristek	3	125	23	26	49	64
	Erik Rasmussen	2	90	21	28	49	130
	Alan Haworth	2	35	19	30	49	29
203.	Clayton Pachal	2	129	18	30	48	245
	Keith Gretzky	2	66	11	37	48	6
205.	Joe Kowal	1	66	20	27	47	139
	Doug Brindley	1	74	20	27	47	12
207.	Adam Creighton	2	38	22	24	46	29
	Greg Jacina	2	96	22	24	46	248
	Paul Szczechura	1	57	21	25	46	26
	Rob Ray	3	125	14	32	46	796
	Tom Cassidy	1	51	11	35	46	55
212.	Derek Whitmore	2	83	29	16	45	27
	Ales Kotalik	2	76	18	27	45	59
	Dan Seguin	2	80	18	27	45	86
	Brad Anderson	1	81	18	27	45	36
	John Cunniff	1	66	16	29	45	57
217.	Drew Stafford	1	34	22	22	44	30
	Lou Crawford	3	210	20	24	44	589
	Kevin Porter	1	48	15	29	44	38
	Terry Clancy	3	105	15	29	44	57
221.	Ralph Stewart	1	68	27	16	43	14
	Curtis Brown	1	51	22	21	43	30
	Sean Shanahan	1	66	20	23	43	156
	Jay Fraser	3	95	17	26	43	308
225.	Steve Patrick	2	68	19	23	42	48
	Jere Gillis	1	53	18	24	42	69
227.	Joe Murphy	2	106	20	21	41	51
	Mike York	1	45	14	27	41	8
	Herman Karp	1	55	14	27	41	26
230.	Lou Franceschetti	1	49	15	25	40	64
231.	Ray Sheppard	2	60	21	18	39	13



Amerks Forwards

RANKING	FORWARDS	SEASONS	GP	G	A	PTS	PIM
	Milan Marcetta	1	29	18	21	39	4
	Marcus Foligno	1	60	16	23	39	78
	Dave Hrechkosy	1	70	15	24	39	48
	Billy Harris	2	54	9	30	39	21
235.	Gene Sobchuk	1	58	22	16	38	29
	Bill Dineen	1	70	19	19	38	20
	Grant Martin	2	28	18	20	38	24
	Joe Lund	2	83	12	26	38	51
239.	Rob Conn	1	36	22	15	37	40
	Graham Mink	1	67	20	17	37	86
	Trent Kaese	2	82	15	22	37	100
	Murray Balfour	1	67	14	23	37	181
	Gary Collins	2	60	13	24	37	10
244.	Bill Thomas	1	53	16	20	36	12
	Greg Walters	3	144	15	21	36	528
	Brian Murphy	1	62	14	22	36	37
	Jacques Richard	1	37	13	23	36	37
248.	Maxime Legault	2	122	19	16	35	45
249.	John Wensink	2	94	17	17	34	290
	Brian Conacher	3	77	16	18	34	74
	Garth Rizzuto	2	58	14	20	34	67
	Ed Ronan	1	47	13	21	34	62
	Andre Champagne	5	145	12	22	34	117
	Mark Voakes	1	75	8	26	34	36
255.	Geoff Peters	3	113	17	16	33	252
	Brian Flynn	2	50	16	17	33	20
	Shawn Matthias	2	88	16	17	33	28
	Mike Corrigan	2	52	12	21	33	38
	Gary Jarrett	4	63	9	24	33	27
260.	Jake Rathwell	2	95	15	17	32	69
	Colin Stuart	1	51	13	19	32	32
	Ed Hatoum	1	67	9	23	32	29
263.	Martin Menard	1	47	18	13	31	30
	Richard Suwek	2	79	8	23	31	30
265.	Ross Butler	1	45	21	9	30	18
	Steven King	1	28	15	15	30	28
	Ted Taylor	1	37	14	16	30	54
	Doug Ferguson	1	64	11	19	30	60
	Wayne Clairmont	1	70	11	19	30	26
	Larry Jeffrey	1	51	10	20	30	36
271.	Nick Tarnasky	2	79	19	10	29	145
	Hank Nowak	1	35	12	17	29	26
	Guy Burrowes	1	70	8	21	29	31
	Jim Moore	1	45	6	23	29	17
275.	Karl Stewart	1	72	20	8	28	70
	Steffon Walby	1	48	15	13	28	52
	Andre Savard	1	25	11	17	28	4
	Jean-Paul Parise	1	30	10	18	28	37
	Ron Schock	1	40	10	18	28	12
	Quinn Hancock	1	57	9	19	28	29
281.	Barry Wilcox	1	73	17	10	27	95
	Craig Sarner	1	46	14	13	27	26
	Matt Hendricks	1	56	13	14	27	84
	Mike Hartman	1	57	13	14	27	283
	Travis Turnbull	1	63	12	15	27	117
	Willie Marshall	2	29	9	18	27	8
	Billy Carter	3	71	8	19	27	10
	Keke Mortson	1	44	6	21	27	84



Amerks Forwards

RANKING	FORWARDS	SEASONS	GP	G	A	PTS	PIM
289.	Sean McKenna	1	26	16	10	26	14
	Zack Kassian	1	30	15	11	26	31
	Patrice Tardif	1	41	13	13	26	68
	Ken Girard	2	61	13	13	26	2
	Jamie Leach	1	47	12	14	26	40
	Corey Tropp	2	33	11	15	26	53
	Bernie Gallant	2	72	8	18	26	64
296.	Bob Lalonde	1	42	14	11	25	19
	Steve Sterling	2	75	14	11	25	16
	Grant Tkachuk	1	64	12	13	25	26
	Tanner Glass	3	91	10	15	25	189
	Don Keller	3	119	10	15	25	327
	Ray Cyr	1	62	9	16	25	2
302.	Clint Fehr	4	71	15	9	24	54
	Don Larway	1	37	13	11	24	55
	Richard Lemieux	1	34	12	12	24	30
	Terry Gray	1	45	10	14	24	14
	Dave Schultz	1	56	10	14	24	248
	Brian McKinnon	2	113	10	14	24	30
	Val James	5	253	10	14	24	496
	Ted Hampson	1	29	6	18	24	9
	Norm Lefebvre	1	70	17	6	23	70
	Les Kozak	1	45	14	9	23	31
310.	Jack Wells	2	70	11	12	23	70
	Jim Aldred	3	76	11	12	23	61
	Mark Wichrowski	2	86	9	14	23	401
	Don Westbrooke	2	39	7	16	23	14
	Rick Schofield	1	58	7	16	23	12
	Patrick Rissmiller	2	33	5	18	23	14
	Ron Snell	1	35	10	12	22	13
	Scott Timmins	1	45	10	12	22	18
	Rob McClanahan	1	18	9	13	22	10
	Brian Holzinger	1	17	10	11	21	14
321.	A.J. Jenks	1	63	8	13	21	48
	Mike Bavis	2	92	6	15	21	189
	Tony Iob	2	21	12	8	20	70
324.	Jacob Lagace	2	62	10	10	20	27
	Daniel Steiner	1	27	6	14	20	10
	Brett Marietti	1	38	6	14	20	63
	Wayne Primeau	2	32	11	8	19	33
	Wayne Van Dorp	2	75	10	9	19	394
328.	Patrick Kaleta	3	87	6	13	19	242
	Cody Hodgson	1	19	5	14	19	10
	Wayne Carlton	2	26	10	8	18	8
	Dan Collins	3	92	10	8	18	48
	Randall Gelech	1	56	9	9	18	33
	Brent Taylor	1	68	9	9	18	40
	Jeff Hunt	1	34	8	10	18	16
	Maxim Afinogenov	1	15	6	12	18	8
	Bill McNeil	1	19	3	15	18	11
	339.	Karel Movosky	3	113	11	6	17
Maxime Legault		1	62	8	9	17	19
J.P. Dumont		1	13	7	10	17	18
Zemgus Girgensons		1	61	6	11	17	28
342.	Scott Pearson	1	26	8	8	16	113
	Paul Rushforth	2	32	8	8	16	14
	Jeff LoVecchio	1	51	8	8	16	25
	Don McKenny	1	18	7	9	16	4



Amerks Forwards

RANKING	FORWARDS	SEASONS	GP	G	A	PTS	PIM
	Lorne Rombough	1	26	6	10	16	17
	Kevin Schamehorn	1	27	6	10	16	44
	Ian Boyce	2	32	6	10	16	6
	Andrew Sweetland	2	99	6	10	16	22
	Eric Selleck	1	67	5	11	16	214
	Jacob Micflikier	1	39	4	12	16	12
352.	Mike Casselman	1	25	8	7	15	14
	Bob Schmutz	1	7	7	8	15	8
	Victor Oreskovich	1	34	6	9	15	18
	John-Paul Kelly	1	16	5	10	15	32
	Bob Fitchner	1	34	5	10	15	60
	Mike Corbett	1	50	5	10	15	18
	P.J. Fenton	1	56	5	10	15	26
	Brady Calla	4	64	5	10	15	25
360.	David Booth	1	25	7	7	14	26
	Mike Mader	1	60	7	7	14	103
	Mark Cullen	1	28	5	9	14	6
	Jordan Knackstedt	1	44	5	9	14	26
	Jeff Brubaker	1	57	4	10	14	253
365.	Jim McRae	1	19	11	2	13	10
	Claude LaForge	1	14	7	6	13	10
	Triston Grant	1	56	7	6	13	144
	Tom St. James	1	31	6	7	13	8
	Rick Vaive	1	12	4	9	13	4
	Jay Moser	1	22	4	9	13	4
	Kevin Sundher	1	38	4	9	13	26
	John Brenneman	1	13	3	10	13	4
	Brian Kilrea	1	33	2	11	13	4
	Dick Bouchard	1	43	2	11	13	19
375.	Matt Ellis	1	32	7	5	12	6
	Andrew Peters	4	175	7	5	12	733
	Richie Leduc	1	23	5	7	12	35
	Scott Sheppard	2	23	5	7	12	10
	Ross Yates	1	20	4	8	12	4
	Sasha Lakovic	1	51	3	9	12	161
	Brian Cullen	1	9	2	10	12	2
382.	Cody McCormick	1	25	6	5	11	42
	Jonathan Parker	2	65	6	5	11	17
	Doug Smith	1	15	5	6	11	35
	Bill Army	1	19	4	7	11	21
	Riley Nelson	1	28	4	7	11	4
387.	Frederick Roy	1	64	8	2	10	62
	Taylor Pyatt	1	27	6	4	10	36
	Ed Zawatsky	1	14	4	6	10	2
	Derek Wood	2	34	3	7	10	75
391.	Gordie Redahl	2	21	4	5	9	2
	Jason Cirone	1	24	4	5	9	34
	Sean McMorrow	4	220	4	5	9	1020
	Brad Kempthorne	1	15	1	8	9	6
395.	Dave Hindmarch	1	18	6	2	8	6
	Jacques Joubert	1	20	5	3	8	10
	Hugh Jessiman	1	25	5	3	8	47
	Barry Cullen	1	7	4	4	8	6
	Al Conroy	1	13	4	4	8	40
	Eric Strobel	1	13	4	4	8	4
	Ladislav Karabin	1	21	3	5	8	18
	Rich Goodfellow	1	20	2	6	8	25
	Bob Westerby	1	40	2	6	8	155



Amerks Forwards

RANKING	FORWARDS	SEASONS	GP	G	A	PTS	PIM
	Bo Elik	1	14	1	7	8	28
406.	Shawn Szydlowski	1	60	0	8	8	25
	Hector Lalonde	1	13	5	2	7	17
	Jay Mazur	1	16	5	2	7	16
	Steve Junker	1	29	5	2	7	31
	Peter Vandermeer	2	32	5	2	7	156
	Real Cloutier	1	11	4	3	7	0
	John Harrington	1	12	4	3	7	8
	Ed Shack	1	8	3	4	7	12
	Norm Johnson	1	14	3	4	7	8
	Kevin Colley	1	25	3	4	7	70
	Gerry Goyer	1	5	2	5	7	2
	Alain Cote	1	23	1	6	7	14
418.	Tim Kennedy	1	14	0	7	7	8
	Al Secord	1	4	4	2	6	50
	Mike Kaszycki	1	6	4	2	6	2
	Michael Nylander	1	7	4	2	6	2
	Jimmy Bonneau	1	57	4	2	6	187
	Pat Hughes	1	10	3	3	6	7
	Gregory Campbell	1	11	3	3	6	30
	Ryan Del Monte	1	24	3	3	6	29
	Morris Titanic	1	25	3	3	6	6
	Gerry James	1	15	2	4	6	46
	Jeff Hutchins	2	25	2	4	6	72
429.	Jeff Eatough	1	24	1	5	6	5
	Ron Howell	1	22	4	1	5	2
	Ron Chipperfield	1	6	3	2	5	6
	Pete Gardner	1	18	3	2	5	19
	Craig Brunel	1	37	3	2	5	96
	Tommy Goebel	1	5	2	3	5	0
	Matt Ruchty	1	6	2	3	5	23
	Alex Tidley	1	9	2	3	5	6
437.	Andy Ristau	2	61	2	3	5	283
	Mike Anderson	1	25	3	1	4	2
	John Wilson	1	2	2	2	4	0
	Danny Johnson	1	7	2	2	4	4
	Ernie Hartlieb	1	9	2	2	4	0
	Don Smith	1	11	2	2	4	21
	Marty Clapton	1	12	2	2	4	4
	Maxime Gratchev	1	13	2	2	4	6
	Chris Clackson	2	18	2	2	4	47
	Sam Paolini	3	23	2	2	4	33
	Bob Craig	1	25	2	2	4	17
	Eric Boulton	1	76	2	2	4	276
	Bob Miller	1	3	1	3	4	7
	Kimbi Daniels	1	6	1	3	4	2
	Garry Unger	2	6	1	3	4	6
	Johan Larsson	1	7	1	3	4	2
	Dunc McDonald	3	7	1	3	4	0
	Lowell MacDonald	4	8	1	3	4	0
	Mike Barrie	1	16	1	3	4	40
	Rick Hampton	1	21	1	3	4	7
457.	Bob Thompson	1	44	1	3	4	10
	Doug Caines	1	7	3	0	3	2
	Dan Catenacci	1	2	2	1	3	0
	Anthony Luciani	1	3	2	1	3	2
	Michael Dubuc	1	5	2	1	3	0
	Bob Bodak	1	12	2	1	3	6



Amerks Forwards

RANKING	FORWARDS	SEASONS	GP	G	A	PTS	PIM
	Glen Cressman	1	14	2	1	3	4
	Mark Dutiaume	4	21	2	1	3	4
	Igor Gongalsky	1	37	2	1	3	78
	Mitch Molloy	2	39	2	1	3	170
	Rostislav Olesz	1	4	1	2	3	4
	Ron Krulicki	1	6	1	2	3	0
	Gary Marsh	1	7	1	2	3	4
	Mauri Eivola	1	10	1	2	3	4
	Colin Jacobs	1	11	1	2	3	0
	Yannick Tifu	1	15	1	2	3	15
	Lee Jelenic	1	17	1	2	3	11
	Dave Seitz	2	17	1	2	3	4
	Bates Battaglia	1	20	1	2	3	12
	Ryan Shmyr	1	34	1	2	3	170
	Jarret Lukin	1	6	0	3	3	0
477.	David Marshall	1	9	2	0	2	6
	Mike Hedden	1	2	1	1	2	15
	Ross Carlson	1	3	1	1	2	0
	Gilles Tremblay	1	3	1	1	2	2
	Gus Brossard	1	5	1	1	2	2
	Scott Reynolds	1	6	1	1	2	2
	Del Topoll	1	6	1	1	2	2
	Stan Johnathan	2	8	1	1	2	7
	Mike Lay	1	10	1	1	2	6
	Judd Blackwater	1	12	1	1	2	0
	Joe Ritson	1	17	1	1	2	29
	Dustin Johner	2	18	1	1	2	8
	Duke Asmundson	1	19	1	1	2	4
	Adam Taylor	2	56	1	1	2	27
	Larry Floyd	1	1	0	2	2	0
	John Lilley	1	1	0	2	2	15
	Kyle Rank	1	2	0	2	2	0
	Ben Gordon	1	6	0	2	2	2
	Daniel Tkaczuk	1	7	0	2	2	4
	John-Scott Dickson	1	9	0	2	2	0
	Kevin McClelland	1	22	0	2	2	93
	Riley Boychuk	1	26	0	2	2	18
	Steve MacIntyre	1	34	0	2	2	86
500.	Cory Conacher	1	2	1	0	1	2
	Daniel Lacroix	1	2	1	0	1	18
	Andy Pritchard	1	2	1	0	1	0
	Wally Sprange	1	2	1	0	1	0
	Chris Palmer	1	3	1	0	1	4
	Kelly Sorensen	1	4	1	0	1	4
	Mike Iggulden	1	6	1	0	1	7
	Cory Banika	1	7	1	0	1	12
	Aaron Bekdickson	1	7	1	0	1	12
	Derek Whitmore	1	8	1	0	1	2
	Chris Bright	1	9	1	0	1	6
	Chaz Johnson	2	9	1	0	1	13
	Richie Walcott	1	17	1	0	1	66
	Ryan Mouganel	1	20	1	0	1	2
	Torrie Robertson	1	1	0	1	1	0
	Mathieu Roy	1	1	0	1	1	0
	Dan Bylsma	1	2	0	1	1	0
	Ken Magowan	1	2	0	1	1	0
	Alain Harvey	1	5	0	1	1	0
	Dominic Noel	1	5	0	1	1	4



Amerks Forwards

RANKING	FORWARDS	SEASONS	GP	G	A	PTS	PIM
	Randy Burrige	1	6	0	1	1	19
	David Jarram	1	6	0	1	1	38
	Justin Aikins	1	8	0	1	1	8
	Neil Clark	1	8	0	1	1	17
	Jacques Mailhot	1	15	0	1	1	52
	Bob Norman	1	17	0	1	1	2
	Serge Roberge	1	32	0	1	1	42
526.	Ken Soble	1	1	0	0	0	15
	Paul Barrett	1	1	0	0	0	2
	Ted Baylis	1	1	0	0	0	2
	Graeme Bonar	1	1	0	0	0	2
	Bob Dillabough	1	1	0	0	0	2
	Brent Imlach	1	1	0	0	0	2
	John Annable	1	1	0	0	0	0
	Pierre Aubry	1	1	0	0	0	0
	Kevin Baker	1	1	0	0	0	0
	Hunter Bishop	1	1	0	0	0	0
	Bob Blood	1	1	0	0	0	0
	Scott Campbell	1	1	0	0	0	0
	Dominic Chiasson	1	1	0	0	0	0
	Jim Cowell	1	1	0	0	0	0
	Richard David	1	1	0	0	0	0
	Dion Del Monte	1	1	0	0	0	0
	Rick Dorman	1	1	0	0	0	0
	Barret Ehgoetz	1	1	0	0	0	0
	Bill Flett	1	1	0	0	0	0
	Germain Gagnon	1	1	0	0	0	0
	Claude Goulet	1	1	0	0	0	0
	Alex Kuzminski	1	1	0	0	0	0
	Dominic Maltais	1	1	0	0	0	0
	Gerry Meehan	1	1	0	0	0	0
	Bill Smith	1	1	0	0	0	0
	Bill Sutherland	1	1	0	0	0	0
	Marc Tardif	1	1	0	0	0	0
	Peter Trovato	1	1	0	0	0	0
	Chris Wheaton	1	1	0	0	0	0
	Dustin Whitecotton	1	1	0	0	0	0
	Mathieu Beaudoin	1	1	0	0	0	0
	Pierre-Luc Faubert	1	1	0	0	0	0
	Davis Payne	1	2	0	0	0	5
	Floyd Curry	1	2	0	0	0	4
	Jamey Hicks	1	2	0	0	0	4
	Nick Parillo	1	2	0	0	0	4
	Bill Best	1	2	0	0	0	2
	Ron Hansis	1	2	0	0	0	2
	Rollie Wilcox	1	2	0	0	0	2
	Ralph Backstrom	1	2	0	0	0	0
	Kevin Coughlin	1	2	0	0	0	0
	Joe Fidler	1	2	0	0	0	0
	Don Hall	1	2	0	0	0	0
	Nick Harbaruk	1	2	0	0	0	0
	Scott Kirton	1	2	0	0	0	0
	Jonathan Lehun	1	2	0	0	0	0
	Kyle Ostrow	1	2	0	0	0	0
	Andre Payette	1	2	0	0	0	0
	Bobby Rousseau	1	2	0	0	0	0
	Kahlil Thomas	1	2	0	0	0	0



Amerks Forwards

RANKING	FORWARDS	SEASONS	GP	G	A	PTS	PIM
	Dave Westner	1	2	0	0	0	0
	John Young	1	2	0	0	0	0
	Colt King	1	2	0	0	0	0
	Barret Ehgoetz	1	2	0	0	0	0
	Steve Walker	1	3	0	0	0	17
	Andrew Lord	1	3	0	0	0	17
	Brad Williamson	1	3	0	0	0	6
	Rob Mierklans	1	3	0	0	0	2
	Bob Murphy	1	3	0	0	0	2
	David Poile	1	3	0	0	0	2
	Chris Grenville	1	3	0	0	0	2
	Steve Hildenbrand	1	3	0	0	0	2
	Tom Buckley	1	3	0	0	0	0
	Adam Calder	1	3	0	0	0	0
	Ben Gustavson	1	3	0	0	0	0
	Milt Hohol	1	3	0	0	0	0
	Cam MacGregor	1	3	0	0	0	0
	Eric Schneider	1	3	0	0	0	0
	Jordan Fox	1	3	0	0	0	0
	Cam Brown	1	4	0	0	0	26
	Brian McCarthy	1	4	0	0	0	5
	Kris Cantu	1	4	0	0	0	0
	Neil Clark	1	4	0	0	0	0
	Chad Remackel	1	4	0	0	0	0
	Fraser Robertson	1	4	0	0	0	0
	Bob Fleming	1	5	0	0	0	29
	Bobby Robbins	1	5	0	0	0	13
	Frank Littlejohn	1	5	0	0	0	10
	Christian Lalonde	1	5	0	0	0	6
	Kyle Bailey	1	5	0	0	0	4
	Kelly Perrault	1	5	0	0	0	2
	Adam Calder	2	5	0	0	0	2
	Ryan Bennett	1	6	0	0	0	7
	Mike Kinnie	1	6	0	0	0	0
	Tom Reilly	1	7	0	0	0	2
	Brett Parnham	1	7	0	0	0	0
	Rob Bordson	1	8	0	0	0	2
	Matt Pierce	1	8	0	0	0	0
	Tom Serviss	1	9	0	0	0	2
	Mike Zanutto	1	9	0	0	0	0
	Daniel Bienvenue	1	10	0	0	0	17
	Bill Sweeney	1	10	0	0	0	2
	Carlin Nordstrom	1	11	0	0	0	29
	Brent Gogol	1	17	0	0	0	78
	Joel Irving	2	18	0	0	0	22
	Riley Emmerson	1	42	0	0	0	107

Bold indicates played for the Amerks last season.



Amerks Defensemen

RANKING	DEFENSEMEN	SEASONS	GP	G	A	PTS	PIM
1.	Don McSween	5	348	45	170	215	313
2.	Rick Pagnutti	4	278	45	149	194	226
3.	Darryl Sly	11	516	51	132	183	370
4.	Rod Graham	5	347	50	119	169	384
5.	Jim Wiemer	5	218	48	119	167	209
	Mike Hurlbut	5	288	44	123	167	259
7.	Steve Kraftcheck	4	268	11	155	166	160
8.	Richie Dunn	5	276	41	120	161	226
9.	Ray Maluta	5	314	25	125	150	608
10.	Duane Rupp	6	253	23	117	140	250
11.	Ken Block	5	280	23	113	136	168
12.	Larry Hillman	6	169	14	108	122	212
13.	Don Cherry	7	390	34	84	118	386
	Terry Hollinger	2	135	17	101	118	125
15.	Daniel Naud	2	150	21	96	117	63
16.	Greg Brown	3	148	25	85	110	87
	Doug Houda	5	284	23	87	110	683
18.	Clay Wilson	2	141	26	82	108	66
19.	Sergei Klimentiev	4	211	25	79	104	264
	Dave Fenyyves	6	358	20	84	104	379
21.	Chris Snell	2	142	19	84	103	149
22.	David Cullen	3	186	19	82	101	123
	Al Arbour	5	324	15	86	101	381
24.	Dean Melanson	6	353	22	78	100	852
	Bill Houlder	2	111	21	79	100	44
26.	Brian Campbell	3	177	11	84	95	59
27.	Bob Hess	2	92	23	71	94	105
28.	Jim McKenney	4	113	32	60	92	65
29.	Doug Janik	5	376	18	73	91	686
30.	Ron Fischer	4	185	18	71	89	272
31.	Nathan Paetsch	4	215	21	65	86	297
	Dick Mattiussi	3	209	17	69	86	299
33.	Mark Renaud	2	144	17	67	84	104
34.	Claude Labrosse	6	275	15	67	82	131
35.	Philippe Boucher	3	79	28	52	80	85
36.	Daryl Drader	4	195	26	52	78	110
37.	Jim Walsh	3	179	17	60	77	420
	Brandon Smith	3	177	16	61	77	125
39.	Kent Douglas	3	102	22	53	75	189
40.	Jason Holland	4	200	11	63	74	115
41.	Steve Dykstra	4	210	14	59	73	464
42.	Al Sims	4	133	20	52	72	70
43.	Doug Halward	3	150	18	53	71	96
	Jim Hofford	6	319	10	61	71	1,212
	Mark Ferner	4	241	3	68	71	506
46.	Kari Suoraniemi	3	137	12	58	70	98
47.	David Cooper	3	156	21	47	68	209
48.	Brayden McNabb	2	107	10	56	66	81
49.	TJ Brennan	2	88	30	35	65	96
	Dale DeGray	2	114	15	50	65	239
	Shawn Anderson	4	107	14	51	65	95
52.	Shayne Wright	3	200	9	55	64	345
53.	Al MacNeil	4	185	11	51	62	289
54.	Jeff Jillson	2	151	22	37	59	140
	John Bednarski	2	148	17	42	59	361
56.	Jordan Henry	3	194	20	35	55	288
	Dirk Rueter	3	203	6	49	55	271



Amerks Defensemen

RANKING	DEFENSEMEN	SEASONS	GP	G	A	PTS	PIM
58.	Mike Kostka	2	81	16	38	54	48
	Jason Garrison	2	113	11	43	54	101
	Darryl Edestrand	4	131	11	43	54	104
	Dean Turner	1	75	8	46	54	155
62.	Howie Young	2	124	24	27	51	245
	Graeme Nicolson	1	80	16	35	51	112
64.	Rory Fitzpatrick	5	211	14	36	50	240
	Ken Sutton	2	119	12	38	50	148
	Dave Baseggio	3	105	11	39	50	87
67.	Alex Biega	2	137	10	38	48	106
	Al Simmons	2	73	7	41	48	73
69.	Bill Stewart	2	69	13	34	47	201
	Keaton Ellerby	3	150	11	36	47	86
71.	Sean O'Donnell	3	211	9	37	46	638
	Harry Shaw	3	179	5	41	46	261
73.	Doug Dunville	4	126	14	31	45	104
74.	Timo Jutila	1	56	13	30	43	29
	Rumun Ndur	3	191	8	35	43	795
76.	Marc Reaume	5	89	8	34	42	50
	Nick Crawford	2	123	11	30	41	44
	Bob Malcolm	6	166	9	32	41	164
79.	Al Langlois	2	115	5	35	40	152
	Heikki Leime	4	136	4	36	40	83
81.	Steve Smith	4	130	8	31	39	260
	Mike Forbes	2	107	7	32	39	162
83.	Jayson Meyer	2	79	7	30	37	86
	Keith Carney	2	65	6	31	37	34
	Joe Reekie	3	120	4	33	37	286
86.	Bill White	3	115	6	30	36	95
	Andrej Sekera	2	94	5	31	36	50
	Bob Halkidis	4	108	4	32	36	328
89.	Wayne Ramsey	1	68	6	29	35	58
	Mike Milbury	2	143	5	30	35	449
	Cory Sarich	2	92	3	32	35	126
92.	Lindy Ruff	1	62	10	24	34	110
	Mark Krys	2	128	5	29	34	190
94.	Mike Boland	2	85	4	29	33	186
95.	Jean-Luc Grand-Pierre	3	193	14	18	32	425
	Martin Lojek	3	156	13	19	32	200
	Peter Ratchuk	1	70	11	21	32	64
	James Gasseau	2	82	9	23	32	115
99.	Bill Orr	2	65	10	21	31	86
	Arnie Brown	2	74	4	27	31	145
101.	T.J. Brennan	1	52	16	14	30	39
	Jack Brownschidle	1	74	8	22	30	13
	Roger Cote	3	127	5	25	30	349
	Michael Caruso	3	215	5	23	30	185
104.	Mark Astley	1	46	5	24	29	49
	Bob Armstrong	1	70	1	28	29	89
106.	Reg Fleming	2	79	7	21	28	116
107.	Todd Nelson	1	74	6	20	26	32
	Joe Crozier	2	60	2	24	26	26
109.	Craig Millar	1	64	7	18	25	65
	Benny Woit	2	99	6	19	25	94
	Franklin MacDonald	3	123	2	23	25	89
	Brad Miller	5	142	2	23	25	642
113.	Colby Robak	1	76	7	17	24	22
	Tom Nemeth	2	67	4	20	24	38



Amerks Defensemen

RANKING	DEFENSEMEN	SEASONS	GP	G	A	PTS	PIM
	Noel Price	2	69	4	20	24	153
	Jim Hargraves	2	103	4	20	24	236
	Wayne Morusyk	2	83	2	22	24	52
118.	Peter Aston	3	126	5	18	23	63
	Mark Robinson	2	68	4	19	23	111
120.	Steve Lingren	2	121	5	17	22	201
	Uwe Krupp	1	42	3	19	22	50
	Dmitri Kalinin	3	79	2	20	22	66
123.	Kevin Bolibruck	2	119	5	16	21	83
124.	Radoslav Hecl	1	58	6	14	20	41
	Henrik Tallinder	1	73	6	14	20	26
	Mike Breen	2	121	5	15	20	485
	Warren Godfrey	1	67	3	17	20	70
128.	Shawn Whitham	1	46	4	15	19	75
	Tom Williams	3	145	1	18	19	42
130.	Bob Blackburn	1	64	7	11	18	72
	Mark Pysyk	1	57	4	14	18	20
	Jack Chipchase	4	79	2	16	18	111
133.	Jeff Sirkka	1	59	6	11	17	132
	John Schella	1	33	3	14	17	118
	Taras Zytynsky	1	65	2	15	17	78
	Mike Funk	2	119	2	15	17	161
137.	Todd Copeland	1	77	4	12	16	152
	Jay McKee	3	24	3	13	16	30
	Tim Murray	1	26	3	13	16	18
	Dave Dunn	2	64	3	13	16	92
141.	Mario Larocque	1	75	8	7	15	219
	Francois Ouimet	1	40	4	11	15	56
	Shaone Morrisonn	1	65	4	11	15	44
	Drew Schiestel	2	78	3	12	15	28
	Bob Baun	1	46	2	13	15	117
	Mike Donaldson	2	129	2	13	15	168
	Wayne Mosdell	2	102	1	14	15	115
148.	Charlie Huddy	1	63	6	8	14	36
	Tim Gould	1	66	5	9	14	22
	Brad Knelson	1	48	4	10	14	72
	Rick Mrozik	1	72	4	10	14	47
	Paul Baier	2	74	3	11	14	85
	Mike Card	2	73	2	12	14	70
	Don Johns	1	42	1	13	14	32
	Mike Weber	1	59	1	13	14	178
156.	Joe Callahan	1	48	4	9	13	12
157.	Bruce Shoebottom	2	65	7	5	12	253
	Jean Gauthier	1	52	3	9	12	61
	Gaston Therrien	1	18	2	10	12	6
	Bjorn Johansson	1	26	2	10	12	20
	Drew Schiestel	1	43	2	10	12	12
161.	Paul Popiel	1	12	7	4	11	10
	Matt Duffy	2	20	3	8	11	4
	Chris Renaud	1	52	3	8	11	6
	Jim Turkiewicz	1	53	3	8	11	32
	Sylvain Dufresne	2	90	2	9	11	93
	Joe Finley	2	93	2	9	11	224
	Joe Zanussi	2	20	1	10	11	22
	Denis Tsygurov	1	24	1	10	11	10
	Paul Traynor	2	108	1	10	11	70
170.	Brian Chapman	1	75	5	5	10	71



Amerks Defensemen

RANKING	DEFENSEMEN	SEASONS	GP	G	A	PTS	PIM
	Mark Suzor	1	24	4	6	10	16
	Alexei Tezikov	1	31	3	7	10	41
	Scott Ricci	2	79	3	7	10	26
	Vince Guidotti	1	20	2	8	10	8
	Chuck Luksa	1	33	2	8	10	33
	Derek Booth	1	45	2	8	10	82
	Kevin Haller	2	56	2	8	10	71
	Paul Baier	1	65	2	8	10	80
	Barry Trapp	2	77	1	9	10	55
	Mike McMahon	1	9	0	10	10	4
181.	Peter McNamee	1	26	3	6	9	38
	Noah Welch	2	18	2	7	9	31
	Adam Pardy	1	21	2	7	9	22
	Mikko Lehtonen	1	21	1	8	9	10
185.	Greg Boddy	1	28	2	6	8	77
	Eric Germain	1	18	1	7	8	13
	Eric Lavigne	2	71	1	7	8	207
	Timo Helbling	1	20	0	8	8	50
	Matt MacKenzie	2	50	0	8	8	82
190.	Dennis Persson	1	39	3	4	7	10
	Jerome Gauthier-Leduc	1	48	3	4	7	8
	Venci Sebek	2	44	2	5	7	27
	Tim Hoover	1	49	2	5	7	34
	Dan Focht	1	54	2	5	7	146
	Jerry Korab	2	7	1	6	7	8
	Keith Johnson	1	29	1	6	7	137
	Ryan Jorde	3	124	1	6	7	218
	Ari Vallin	1	24	0	7	7	20
199.	Cory Murphy	1	5	2	4	6	2
	Mark Toffolo	2	68	2	4	6	366
	John de Gray	1	41	1	5	6	31
	Joe Finley	1	57	1	5	6	143
202..	Ron Howell	1	22	4	1	5	2
	Ryan Brindley	2	24	2	3	5	28
	David DiVita	2	41	2	3	5	77
	Luc Theoret	1	25	1	4	5	17
	Mike Wilson	1	15	0	5	5	38
	Adam Comrie	1	44	0	5	5	18
	Murray Anderson	1	52	0	5	5	48
	Joe Rando	2	74	0	5	5	112
210.	Andrei Iakovenko	1	16	2	2	4	20
	Todd Flichel	2	17	1	3	4	4
	Tim O'Connell	1	24	1	3	4	17
	Aaron Boh	1	12	0	4	4	10
	Corey Fienhage	2	23	0	4	4	20
215.	Pat Price	1	5	2	1	3	9
	Shane Kenny	2	24	2	1	3	25
	Brad Pascall	2	54	2	1	3	71
	Doug Butler	1	7	1	2	3	0
	Rick Lessard	1	8	1	2	3	2
	Bob Duncan	1	10	1	2	3	16
	Brian Bowles	1	16	1	2	3	4
	Bud MacPherson	1	7	0	3	3	12
	Nick Bailen	1	9	0	3	3	0
	Les Auge	1	10	0	3	3	6
	Marc Dupuis	2	16	0	3	3	14
	Jim Dorey	1	20	0	3	3	16



Amerks Defensemen

RANKING	DEFENSEMAN	SEASONS	GP	G	A	PTS	PIM
	Jason Mansoff	1	26	0	3	3	14
	Marc Busenburg	2	33	0	3	3	6
	Brian Curran	2	46	0	3	3	158
	Luke Beaverson	3	50	0	3	3	56
231.	Scott Hotham	1	9	2	0	2	6
	Kevin Morrison	1	29	2	0	2	49
	Noel Price	1	1	1	1	2	0
	Evan Oberg	1	5	1	1	2	0
	Gus Brassard	2	6	1	1	2	2
	Wally Weir	1	7	1	1	2	79
	Ville Koistinen	1	8	1	1	2	4
	Brian Glennie	1	15	1	1	2	16
	Scott Boston	1	16	1	1	2	6
	Scott McGeown	1	4	0	2	2	0
	Lorne Knauft	1	5	0	2	2	8
	Grant Ledyard	1	5	0	2	2	8
	Andrew Hotham	1	6	0	2	2	7
	Andy Delmore	1	8	0	2	2	2
	Bob Turner	1	8	0	2	2	4
	Mike Amodeo	1	10	0	2	2	4
	Jim Burton	1	10	0	2	2	4
	Scott Humeniuk	1	12	0	2	2	19
	Doug O'Brien	1	12	0	2	2	8
	Scott Feasby	2	13	0	2	2	8
	Tom Cronin	1	14	0	2	2	9
	Jared Bednar	1	19	0	2	2	49
	Martin Tuma	2	35	0	2	2	71
	Dave Moylan	2	36	0	2	2	17
	Jeremy Swanson	2	58	0	2	2	70
257.	Ron Fogal	1	66	0	2	2	121
	Mike Holmes	1	2	1	0	1	2
	Randy Moller	1	3	1	0	1	10
	Brian O'Hanley	1	3	1	0	1	0
	Rod Seiling	2	3	1	0	1	0
	Chris Aldous	1	4	1	0	1	0
	Jim Maher	1	5	1	0	1	0
	Mickey Keating	1	7	1	0	1	4
	T.J. Fast	1	13	1	0	1	12
	Jason Beattie	1	1	0	1	1	5
	Carl Brewer	1	1	0	1	1	2
	Don Martin	1	1	0	1	1	2
	Jacques Deslauriers	1	1	0	1	1	0
	Dmitri Rodine	1	1	0	1	1	0
	Marc Tournier	1	2	0	1	1	2
	Mike Smith	1	2	0	1	1	0
	Jack Smith	1	3	0	1	1	7
	Jassen Cullimore	1	3	0	1	1	4
	Brock Matheson	1	3	0	1	1	4
	Doug Schmidt	1	3	0	1	1	2
	Johann Kroll	1	4	0	1	1	4
	David Schulz	1	4	0	1	1	2
	Corey Syvret	1	4	0	1	1	0
	Hugh Bolton	1	5	0	1	1	2
	Chris Foy	1	5	0	1	1	2
	Kevin Beaton	1	6	0	1	1	0
	Grant Jennings	1	9	0	1	1	28



Amerks Defensemen

RANKING	DEFENSEMAN	SEASONS	GP	G	A	PTS	PIM
	Jody Robinson	1	9	0	1	1	8
	Todd Rohloff	1	12	0	1	1	4
	Rob Melanson	1	13	0	1	1	24
	Alexandre Boikov	1	13	0	1	1	15
287.	Chris Mann	1	1	0	0	0	4
	Reg Krezanski	1	1	0	0	0	2
	John Annable	1	1	0	0	0	0
	Maury Edwards	1	1	0	0	0	0
	Brent Henley	1	1	0	0	0	0
	Chris Hynnes	1	1	0	0	0	0
	Justin Krall	1	1	0	0	0	0
	Ben Pederson	1	1	0	0	0	0
	Tim Ripley	1	1	0	0	0	0
	Ray Tremblay	1	1	0	0	0	0
	Mathieu Roy	1	1	0	0	0	0
	Jon Landry	1	1	0	0	0	0
	Joe Grimaldi	1	2	0	0	0	5
	John Longarini	1	2	0	0	0	2
	Dennis O'Brien	1	2	0	0	0	2
	John Van Boxmeer	1	2	0	0	0	2
	Cal Benazic	1	2	0	0	0	0
	Ray Dupont	1	2	0	0	0	0
	Doug Evans	1	2	0	0	0	0
	Gary Jacquith	2	2	0	0	0	0
	Doug MacIver	1	2	0	0	0	0
	Lou Marcon	1	2	0	0	0	0
	Grant McNeill	1	2	0	0	0	0
	Ken Mosdell	1	2	0	0	0	0
	Pat Stachniak	1	2	0	0	0	0
	Scott Campbell	1	3	0	0	0	15
	David Kudelka	1	3	0	0	0	10
	Hal Willis	1	3	0	0	0	6
	Brad Williamson	1	3	0	0	0	6
	Kyle Hagel	1	3	0	0	0	5
	Mike Nicholishen	1	3	0	0	0	4
	Ryan Grimshaw	1	3	0	0	0	2
	Brian Blad	1	3	0	0	0	0
	J.C. Tremblay	1	3	0	0	0	0
	Victor Uchevatov	1	4	0	0	0	10
	Kord Cernich	1	4	0	0	0	2
	Michael Stewart	1	4	0	0	0	0
	Ed Hospodar	1	5	0	0	0	10
	Bob Shupe	1	5	0	0	0	4
	Kelly Perrault	1	5	0	0	0	2
	Drew Paris	1	5	0	0	0	0
	Randy Irving	1	6	0	0	0	6
	Chad Wilchynski	1	6	0	0	0	2
	Carl Hudson	1	7	0	0	0	16
	Alexei Semenov	2	7	0	0	0	13
	Tom Reilly	1	7	0	0	0	2
	Sean Zimmerman	1	7	0	0	0	0
	Richie Hart	1	8	0	0	0	69
	Darren Wetherill	1	8	0	0	0	10
	A.J. Thelen	1	9	0	0	0	6
	Greg Capson	1	10	0	0	0	29
	Nic Bilotto	1	10	0	0	0	10

Bold indicates played for the Amerks last season.



Amerks Goaltenders

RANKING	GOALTENDERS	SEASONS	GP	MIN	GA	SO	GAA
1.	Jason Fitzsimmons	1	1	6	0	0	0.00
2.	Gilles Boisvert	1	1	60	1	0	1.00
3.	Tom Barrasso	1	5	267	6	1	1.34
4.	Clint Malarchuk	1	2	120	3	1	1.50
5.	Len Perno	1	2	38	1	0	1.60
6.	Matt Hackett	1	3	185	5	0	1.62
7.	Grant Fuhr	1	5	310	10	0	1.94
8.	Scott Luce	1	3	184	6	1	1.96
9.	Dwayne Roloson	1	2	120	4	0	2.00
10.	Ryan Miller	4	172	10,257	400	15	2.34
11.	Mika Noronen	5	167	9,896	388	15	2.35
12.	Martin Biron	4	103	6,020	237	13	2.36
13.	Mike Brodeur	1	38	2,127	87	2	2.45
14.	Steve Shields	4	80	6,202	256	2	2.48
15.	Peter Skudra	1	2	120	5	0	2.50
16.	Craig Anderson	1	34	2,060	88	1	2.56
17.	Tom Askey	5	120	7,004	300	6	2.57
18.	David Leggio	2	118	7,042	304	6	2.59
19.	Andrei Trefilov	2	8	438	19	0	2.60
20.	Nathan Lieuwen	1	4	204	9	1	2.65
21.	Kirk Daubenspeck	2	23	1,295	59	1	2.73
22.	Tom Draper	3	40	2,372	110	0	2.78
	Gary Smith	3	55	2,911	135	3	2.78
24.	Fredric Deschenes	1	38	1,898	90	2	2.85
25.	Alexander Salak	1	48	2,557	123	1	2.89
26.	Jon Hillebrandt	1	3	102	5	0	2.94
27.	Gerry Cheevers	4	181	10,889	541	10	2.98
	Jacob Markstrom	1	37	2,174	108	1	2.98
29.	Alex Petizian	2	2	100	5	0	3.00
	Mark Bernard	1	1	20	1	0	3.00
	Rick Lemay	1	1	20	1	0	3.00
	Dave Dryden	1	1	60	2	0	3.00
33.	Ross Brooks	1	34	2,053	103	2	3.01
34.	Dave Littman	3	130	7,334	369	6	3.02
	Phil Osaer	1	1	60	3	0	3.02
36.	Bob Perreault	6	205	11,564	584	16	3.03
	Ryan Mior	1	7	416	21	0	3.03
38.	Ed Chadwick	2	138	8,280	420	6	3.04
39.	Lance Leslie	1	1	59	3	0	3.06
40.	Daren Puppa	4	105	5,755	299	3	3.12
41.	Tyler Plante	4	106	5,784	302	4	3.13
	Gerry McNeil	2	134	8,035	419	7	3.13
43.	John Bradley	1	6	248	13	1	3.14
44.	Dave Reece	2	74	4,373	232	2	3.18
45.	Jean-Marc Pelletier	2	43	2,442	130	0	3.19
	Drew MacIntyre	1	23	1,375	725	1	3.19
47.	Charlie Hodge	2	45	2,700	144	2	3.20
48.	Michael Leighton	1	40	2,316	124	2	3.21
49.	Adam Berkhoel	1	6	316	17	0	3.22
50.	Adam Dennis	2	81	4,669	253	4	3.25
	George Gardner	1	4	240	13	0	3.25
52.	Don Simmons	2	60	3,603	196	1	3.26
53.	Jacques Cloutier	7	187	10,945	603	3	3.31
54.	Ken Broderick	2	45	2,721	151	2	3.33
55.	Connor Knapp	1	7	413	191	0	3.34
56.	Darcy Wakaluk	5	181	9,332	523	7	3.36
57.	Carl Wetzel	1	10	495	28	1	3.39
58.	Mike Bales	1	39	2,230	127	0	3.42



Amerks Goaltenders

RANKING	GOALTENDERS	SEASONS	GP	MIN	GA	SO	GAA
	Les Kuntar	1	21	1,052	60	0	3.42
60.	Jim Pettie	3	84	4,816	277	4	3.45
	Bob Sneddon	2	65	3,740	215	1	3.45
	Al Smith	1	34	1,979	114	2	3.45
63.	Kenton Rein	1	15	676	39	2	3.46
	Cleon Daskalaskis	1	8	382	22	0	3.46
65.	Eric Raymond	1	29	1,593	92	0	3.47
66.	David Shantz	3	28	1,590	92	1	3.48
67.	Ivan Wamsley	1	2	120	7	0	3.50
68.	Lynn Zimmerman	6	195	10,588	621	5	3.52
69.	Robb Stauber	1	16	833	49	0	3.53
	Jim Bedard	1	6	340	20	0	3.53
71.	Mike Curran	1	9	390	23	1	3.54
72.	Duane Derksen	1	6	235	14	0	3.57
73.	Phil Myre	2	76	4,346	260	3	3.59
	Tim Bernhardt	1	29	1,588	95	0	3.59
75.	Brian Ford	2	38	2,151	129	2	3.60
76.	Randy Ireland	1	29	1,562	94	0	3.61
77.	Bill Horn	2	31	1,698	103	0	3.63
78.	Markus Ketterer	2	79	4,339	264	2	3.65
	Darren Eliot	1	23	969	59	0	3.65
80.	John Blue	1	14	672	41	0	3.66
81.	Gaye Cooley	1	24	1,275	78	0	3.67
82.	Olaf Kolzig	1	48	2,738	168	0	3.68
83.	Dave Parro	2	82	4,743	294	2	3.72
84.	Serge Aubry	2	88	4,602	286	2	3.73
85.	Rick Knickle	2	35	1,898	119	1	3.76
86.	Francois Gravel	1	3	159	10	0	3.77
87.	George Wood	1	18	1,012	64	0	3.79
88.	Vince Tremblay	1	33	1,816	115	0	3.80
89.	Marc Cheverie	1	15	675	44	0	3.91
90.	John Tanner	1	10	579	38	0	3.94
91.	Ed Babiuk	2	13	540	36	0	4.00
	Pete Richards	1	7	270	18	0	4.00
	Tommy Soderstrom	1	2	120	8	0	4.00
94.	Gerry McNamara	3	35	2,102	141	1	4.02
	Rich Parent	1	2	90	6	0	4.02
96.	Ed Walsh	1	50	2,889	196	0	4.07
97.	Mike Craig	3	99	5,194	353	0	4.08
	Bob Whidden	1	59	3,248	221	0	4.08
99.	Chris Beckford-Tseu	2	28	1,408	96	0	4.09
100.	Mike Parson	1	3	176	12	0	4.10
101.	Bill Pye	3	53	2,737	192	0	4.21
102.	Claude Hardy	1	11	494	35	0	4.25
103.	Gary Carr	3	48	2,702	192	1	4.26
104.	Gary Bauman	1	3	140	10	0	4.29
105.	Paul Harrison	1	29	1,535	110	0	4.30
106.	Jari Paavola	2	28	1,501	110	0	4.40
107.	Ed Dyck	1	10	554	43	1	4.66
108.	Andrei Mezin	1	7	386	31	0	4.82
109.	Bruce Gamble	1	5	300	25	0	5.00
	Jerry Fluery	1	2	120	10	0	5.00
111.	Danny Lorenz	1	4	168	15	0	5.36
112.	Al Millar	1	11	577	52	0	5.41
113.	Bob McNamara	3	25	1,066	99	0	5.57
114.	Jody Lehman	1	1	20	2	0	6.00
115.	Mike Parker	1	2	80	10	0	7.50
	Greg Menges	1	2	40	5	0	7.50
117.	Pat Flaherty	1	2	27	4	0	9.00

Bold indicates played for the Amerks last season.



Amerks Offensive Goaltenders

GOALTENDERS	GP	G	A	PTS	PIM
Darcy Wakaluk # *\$	181	1	16	17	134
Dave Littman *	130	0	14	14	14
Jacques Cloutier	187	0	8	8	37
Steve Shields	80	0	6	6	86
Mika Noronen	167	0	6	6	50
Bob Sneddon	66	0	5	5	6
Jim Pettie	84	0	5	5	81
Lynn Zimmerman	195	0	5	5	121
Martin Biron	103	0	4	4	42
Daren Puppa	105	0	4	4	20
Bobby Perreault	205	0	4	4	29
Robb Stauber***	16	1	2	3	6
Ken Broderick	45	0	3	3	0
Alexander Salak	46	0	3	3	14
Olaf Kolzig	48	0	3	3	6
Dave Reece	74	0	3	3	14
Phil Myre	76	0	3	3	18
Dave Parro	82	0	3	3	10
Mike Craig	99	0	3	3	18
Tom Askey	120	0	3	3	30
Ed Dyck	10	0	2	2	9
Randy Ireland	29	0	2	2	38
Tim Bernhardt	29	0	2	2	0
Brian Ford	38	0	2	2	0
Ed Walsh	50	0	2	2	8
Bill Pye	53	0	2	2	20
Bob Whidden	59	0	2	2	14
Markus Ketterer	79	0	2	2	2
Tyler Plante	105	0	2	2	47
David Leggio	118	0	2	2	12
Gerry Cheevers	181	0	2	2	34
Matt Hackett	3	0	1	1	0
Connor Knapp	7	0	1	1	0
Andrei Mezin	7	0	1	1	0
John Blue	14	0	1	1	4
Kenton Rein	15	0	1	1	34
Darren Eliot	23	0	1	1	4
Kirk Daubenspeck	23	0	1	1	2
Jari Paavola	28	0	1	1	4
Chris Beckford-Tseu	28	0	1	1	0
Tom Askey	29	0	1	1	4
Vince Tremblay	33	0	1	1	6
Ross Brooks	34	0	1	1	4
Rick Knickle	35	0	1	1	0
Jacob Markstrom	37	0	1	1	10
Michael Leighton	40	0	1	1	23
Tom Draper	40	0	1	1	4
Gary Carr	48	0	1	1	42
Gary Smith	55	0	1	1	6
Adam Dennis	81	0	1	1	20
Serge Aubry	88	0	1	1	20
Ryan Miller	172	0	1	1	20
Mark Bernard	1	0	0	0	0
Gil Boisvert	1	0	0	0	0
Dave Dryden	1	0	0	0	0
Rick Lemay	1	0	0	0	0
Jason Fitzsimmons	1	0	0	0	0



Amerks Offensive Goaltenders

GOALTENDERS	GP	G	A	PTS	PIM
Jody Lehman	1	0	0	0	0
Lance Leslie	1	0	0	0	0
Phil Osaer	1	0	0	0	0
Clint Malarchuk	2	0	0	0	2
Pat Flaherty	2	0	0	0	0
Jerry Fleury	2	0	0	0	0
Greg Menges	2	0	0	0	0
Rich Parent	2	0	0	0	0
Mike Parker	2	0	0	0	0
Len Perno	2	0	0	0	0
Dwayne Roloson	2	0	0	0	0
Peter Skudra	2	0	0	0	0
Tommy Sodorstrom	2	0	0	0	0
Ivan Wamsley	2	0	0	0	0
Francois Gravel	3	0	0	0	2
Jon Hillebrandt	3	0	0	0	0
Mike Parson	3	0	0	0	0
Garry Baumann	3	0	0	0	0
Scott Luce	3	0	0	0	0
Nathan Lieuwen	4	0	0	0	2
George Gardner	4	0	0	0	0
Danny Lorenz	4	0	0	0	0
Tom Barasso	5	0	0	0	2
Bruce Gamble	5	0	0	0	0
Grant Fuhr	5	0	0	0	0
Jim Bedard	6	0	0	0	4
John Bradley	6	0	0	0	2
Adam Berkhoel	6	0	0	0	0
Duane Derksen	6	0	0	0	0
Pete Richards	7	0	0	0	0
Cleon Daskalakis	8	0	0	0	6
Andrei Trefilov	8	0	0	0	0
Mike Curran	9	0	0	0	4
John Tanner	10	0	0	0	17
Carl Wetzel	10	0	0	0	0
Claude Hardy	11	0	0	0	0
Al Millar	11	0	0	0	0
Ed Babiuk	13	0	0	0	0
George Wood	18	0	0	0	13
Les Kuntar	21	0	0	0	10
Drew MacIntyre	23	0	0	0	0
Gaye Cooley	24	0	0	0	24
Bob McNamara	25	0	0	0	0
David Shantz	28	0	0	0	2
Paul Harrison	29	0	0	0	14
Eric Raymond	29	0	0	0	6
Bill Horn	31	0	0	0	0
Al Smith	34	0	0	0	5
Craig Anderson	34	0	0	0	0
Gerry McNamara	35	0	0	0	17
Frederic Deschenes	38	0	0	0	0
Jean-Marc Pelletier	43	0	0	0	4
Charlie Hodge	45	0	0	0	0
Don Simmons	60	0	0	0	14
Gerry McNeil	134	0	0	0	12
Ed Chadwick	138	0	0	0	2

Bold indicates played for the Amerks last season.

\$ Scored goal at Utica

****Scored goal at 18:22 of 3rd period, 10/9/95 @ PEI*

Set a single season record for points (1+6=7, 1987-88)

** Set a single season record for assists (6) and points (7)*



Amerks All-Time Goaltenders

GOALTENDERS	YEAR	GP	MIN	GA	SO	SAVES	GAA	SV PCT	W-L-T
Anderson	06-07	34	2,060	88	1	999	2.56	.762	23-10-1
Askey	00-01	29	1,671	71	1	680	2.55	.905	15-8-4
Askey	01-02	34	2,048	86	3	786	2.52	.901	16-15-3
Askey	02-03	16	895	49	0	401	3.28	.891	3-8-4
Askey	03-04	21	1,272	48	1	545	2.26	.919	10-8-3
Askey	04-05	20	1,118	46	1	513	2.47	.918	10-6-2
<i>Totals</i>		<i>120</i>	<i>7,004</i>	<i>300</i>	<i>6</i>	<i>2,925</i>	<i>2.57</i>	<i>.907</i>	<i>54-45-16</i>
Aubry	70-71	51	2,787	149	2	--	3.20	--	18-22-7
Aubry	71-72	37	1,815	137	0	--	4.53	--	9-18-3
<i>Totals</i>		<i>88</i>	<i>4,602</i>	<i>286</i>	<i>2</i>	<i>--</i>	<i>3.73</i>	<i>--</i>	<i>27-40-10</i>
Babiuk	59-60	1	60	2	0	--	2.00	--	1-0-0
Babiuk	62-63	4	--	--	--	--	--	--	0-2-1
Babiuk	63-64	8	480	34	0	--	4.25	--	3-5-0
<i>Totals</i>		<i>13</i>	<i>540</i>	<i>36</i>	<i>0</i>	<i>--</i>	<i>4.00</i>	<i>--</i>	<i>4-7-1</i>
Bales	97-98	39	2,229	127	0	1,060	3.42	.890	13-19-5
Barrasso	84-85	5	267	6	1	88	1.34	.936	3-1-1
Bauman	67-68	3	140	10	0	--	4.29	--	1-1-0
Beckford-Tseu	08-09	22	1,112	73	0	478	3.94	.868	3-14-1
Beckford-Tseu	09-10	6	296	23	0	152	4.66	.869	0-4-0
<i>Totals</i>		<i>28</i>	<i>1,408</i>	<i>96</i>	<i>0</i>	<i>630</i>	<i>4.09</i>	<i>.868</i>	<i>3-18-1</i>
Bedard	79-80	6	340	20	0	--	3.53	--	2-4-0
Berkhoel	06-07	6	316	17	0	169	3.22	.899	2-3-0
Bernard	92-93	1	20	1	0	15	3.00	.938	0-0-0
Bernhardt	81-82	29	1,588	95	0	--	3.59	--	15-10-2
Biron	97-98	41	2,307	113	5	1,107	2.94	.910	14-18-6
Biron	98-99	52	3,130	108	6	1,424	2.07	.930	36-13-3
Biron	99-00	6	344	12	1	146	2.09	.924	6-0-0
Biron	00-01	4	239	4	1	84	1.00	.955	3-1-0
<i>Totals</i>		<i>103</i>	<i>6,020</i>	<i>237</i>	<i>13</i>	<i>2,761</i>	<i>2.36</i>	<i>.921</i>	<i>59-32-9</i>
Blue	95-96	14	672	41	0	295	3.66	.878	4-6-1
Boisvert	56-57	1	60	1	0	--	1.00	--	1-0-0
Bradley	91-92	6	248	13	1	85	3.14	.867	2-2-1
Broderick	74-75	3	180	15	0	--	5.00	--	1-2-0
Broderick	75-76	42	2,542	136	2	--	3.21	--	22-13-7
<i>Totals</i>		<i>45</i>	<i>2,722</i>	<i>151</i>	<i>2</i>	<i>--</i>	<i>3.33</i>	<i>--</i>	<i>23-15-7</i>
Brodeur	08-09	38	2,127	87	2	1,008	2.45	.921	18-13-4
Brooks	75-76	34	2,053	103	2	--	3.01	--	20-12-2
Carr	76-77	1	60	3	0	--	3.00	--	1-0-0
Carr	77-78	5	297	17	0	--	3.43	--	2-3-0
Carr	78-79	42	2,345	172	1	--	4.40	--	14-20-5
<i>Totals</i>		<i>48</i>	<i>2,702</i>	<i>192</i>	<i>1</i>	<i>--</i>	<i>4.26</i>	<i>--</i>	<i>17-23-5</i>
Chadwick	59-60	67	4,015	184	4	--	2.75	--	39-24-4
Chadwick	60-61	71	4,265	236	2	--	3.32	--	32-35-4
<i>Totals</i>		<i>138</i>	<i>8,280</i>	<i>420</i>	<i>6</i>	<i>--</i>	<i>3.04</i>	<i>--</i>	<i>71-59-8</i>
Cheevers	61-62	19	1,440	66	1	--	3.32	--	9-9-1
Cheevers	62-63	19	1,139	75	1	--	3.95	--	7-9-3
Cheevers	63-64	66	3,951	187	3	--	2.84	--	37-25-2
Cheevers	64-65	72	4,359	195	5	--	2.68	--	48-21-3
<i>Totals</i>		<i>176</i>	<i>10,889</i>	<i>523</i>	<i>10</i>	<i>--</i>	<i>2.98</i>	<i>--</i>	<i>101-64-9</i>
Cheverie	10-11	15	675	44	0	350	3.91	.888	2-7-1
Cloutier	80-81	61	3,481	210	1	--	3.62	--	27-27-6
Cloutier	81-82	23	1,822	64	0	--	2.81	--	14-7-2
Cloutier	82-83	13	633	42	0	--	3.98	--	7-3-1
Cloutier	83-84	51	2,843	172	1	--	3.63	--	26-22-1
Cloutier	84-85	14	804	36	0	363	2.68	.910	10-2-1
Cloutier	85-86	14	835	38	1	424	2.73	.918	10-2-2
Cloutier	88-89	11	527	41	0	222	4.67	.847	2-7-0
<i>Totals</i>		<i>187</i>	<i>10,945</i>	<i>603</i>	<i>3</i>	<i>1,009</i>	<i>3.31</i>	<i>--</i>	<i>96-70-13</i>
Cooley	72-73	24	1,275	78	0	--	3.67	--	9-8-3



Amerks All-Time Goaltenders

GOALTENDERS	YEAR	GP	MIN	GA	SO	SAVES	GAA	SV PCT	W-L-T
Craig	84-85	29	1,430	88	0	644	3.69	.880	11-7-3
Craig	85-86	47	2,573	183	0	1,385	4.27	.883	16-21-5
Craig	86-87	23	1,191	82	0	524	4.13	.864	6-10-4
<i>Totals</i>	<i>99</i>	<i>5,194</i>	<i>353</i>	<i>0</i>	<i>2,553</i>	<i>4.08</i>	<i>--</i>	<i>33-38-12</i>	
Curran	76-77	9	390	23	1	--	3.54	--	1-4-1
Daskalakis	87-88	8	382	22	0	183	3.46	.893	4-3-0
Daubenspeck	99-00	22	1,235	53	1	553	2.58	.913	7-10-4
Daubenspeck	00-01	1	60	6	0	20	6.00	.769	0-1-0
<i>Totals</i>	<i>23</i>	<i>1,295</i>	<i>59</i>	<i>1</i>	<i>573</i>	<i>2.73</i>	<i>.907</i>	<i>7-11-4</i>	
Dennis	06-07	35	2,068	115	1	969	3.34	.894	18-17-0
Dennis	07-08	46	2,601	138	3	1,199	3.18	.897	17-26-2
<i>Totals</i>	<i>81</i>	<i>4,669</i>	<i>253</i>	<i>4</i>	<i>2,168</i>	<i>3.25</i>	<i>.895</i>	<i>35-43-2</i>	
Derksen	93-94	6	235	14	0	115	3.57	.891	2-1-1
Deschenes	96-97	38	1,898	90	2	863	2.85	.906	15-13-3
Draper	91-92	9	531	28	0	214	3.16	.884	4-3-2
Draper	92-93	5	273	22	0	140	4.83	.864	3-2-0
Draper	98-99	26	1,568	60	0	728	2.30	.924	14-9-3
<i>Totals</i>	<i>40</i>	<i>2,372</i>	<i>110</i>	<i>0</i>	<i>1,082</i>	<i>2.78</i>	<i>.908</i>	<i>21-14-5</i>	
Dryden	61-62	1	60	2	0	--	3.00	--	0-0-1
Dyck	71-72	10	554	43	1	--	4.66	--	4-4-2
Eliot	88-89	23	969	59	0	397	3.65	.871	8-6-2
Fitzsimmons	97-98	1	6	0	0	4	0.00	1.000	0-0-0
Flaherty	72-73	2	27	4	0	--	9.00	--	0-0-0
Fleury	57-58	2	120	10	0	--	5.00	--	0-2-0
Ford	88-89	19	1,075	60	2	451	3.35	.883	12-4-1
Ford	89-90	19	1,076	69	0	441	3.85	.865	7-6-4
<i>Totals</i>	<i>38</i>	<i>2,151</i>	<i>129</i>	<i>2</i>	<i>892</i>	<i>3.60</i>	<i>.873</i>	<i>19-10-5</i>	
Fuhr	93-94	5	310	10	0	143	1.94	.935	3-0-2
Gamble	66-67	5	300	25	0	--	5.00	--	3-2-0
Gardner	70-71	4	240	13	0	--	3.25	--	0-1-3
Gravel	90-91	3	159	10	0	88	3.77	.898	1-2-0
Hackett	12-13	3	185	5	0	105	1.62	.955	3-0-0
Hardy	69-70	11	494	35	0	--	4.25	--	1-4-2
Harrison	82-83	29	1,535	110	0	--	4.30	--	11-11-3
Hillebrandt	97-98	3	101	5	0	39	2.94	.890	2-0-0
Hodge	56-57	41	2,460	132	2	--	3.22	--	17-18-5
Hodge	58-59	4	240	12	0	--	3.00	--	2-2-0
<i>Totals</i>	<i>45</i>	<i>2,700</i>	<i>144</i>	<i>2</i>	<i>--</i>	<i>3.20</i>	<i>--</i>	<i>19-20-5</i>	
Horn	92-93	6	304	22	0	145	4.34	.868	3-1-1
Horn	93-94	25	1,394	81	0	559	3.49	.873	9-9-5
<i>Totals</i>	<i>31</i>	<i>1,698</i>	<i>103</i>	<i>0</i>	<i>704</i>	<i>3.63</i>	<i>.872</i>	<i>12-10-6</i>	
Ireland	79-80	29	1,562	94	0	--	3.61	--	9-10-5
Ketterer	93-94	32	1,775	110	1	773	3.72	.875	9-15-5
Ketterer	94-95	47	2,564	154	1	1,193	3.60	.886	19-20-3
<i>Totals</i>	<i>79</i>	<i>4,339</i>	<i>264</i>	<i>2</i>	<i>1,966</i>	<i>3.65</i>	<i>.881</i>	<i>28-35-8</i>	
Knapp	12-13	7	413	23	0	191	3.34	.893	1-6-0
Knickle	81-82	31	1,756	108	1	--	3.69	--	10-12-5
Knickle	82-83	4	142	11	0	--	4.64	--	0-3-0
<i>Totals</i>	<i>35</i>	<i>1,898</i>	<i>119</i>	<i>1</i>	<i>--</i>	<i>3.76</i>	<i>--</i>	<i>10-15</i>	
Kolzig	92-93	48	2,738	168	0	1,253	3.68	.882	25-16-4
Kuntar	96-97	21	1,052	60	0	475	3.42	.888	6-9-3
Leggio	11-12	54	3,243	142	2	1,579	2.63	.917	28-24-2
Leggio	12-13	64	3,799	162	4	1,957	2.56	.924	38-24-9
<i>Totals</i>	<i>118</i>	<i>7,042</i>	<i>304</i>	<i>6</i>	<i>3,536</i>	<i>2.59</i>	<i>.921</i>	<i>66-48-11</i>	
Lehman	01-02	1	20	2	0	8	6.00	.800	0-0-0
Leighton	05-06	40	2,316	124	2	978	3.21	.887	15-22-1
Lemay	75-76	1	20	1	0	--	3.00	--	0-0-0
Leslie	01-02	1	59	3	0	25	3.06	.893	0-1-0
Lieuwen	12-13	4	204	9	1	102	2.65	.919	1-2-0
Littman	89-90	14	681	37	0	270	3.26	.879	5-6-1



Amerks All-Time Goaltenders

GOALTENDERS	YEAR	GP	MIN	GA	SO	SAVES	GAA	SV PCT	W-L-T
Littman	90-91	56	3,155	160	3	1,201	3.04	.882	33-13-5
Littman	91-92	60	3,498	172	3	1,557	2.95	.901	28-20-9
<i>Totals</i>		<i>130</i>	<i>7,334</i>	<i>369</i>	<i>6</i>	<i>3,028</i>	<i>3.02</i>	<i>.891</i>	<i>66-39-15</i>
Lorenz	99-00	4	168	15	0	82	5.36	.845	0-2-1
Luce	90-91	3	184	6	1	91	1.96	.938	1-1-1
MacIntyre	11-12	23	1,375	73	1	652	3.19	.899	8-12-2
Malarchuk	91-92	2	120	3	1	54	1.50	.947	2-0-0
Markstrom	10-11	37	2,174	108	1	1,051	2.98	.907	16-20-1
McNamara, B	83-84	5	171	15	0	--	5.26	--	1-1-0
McNamara, B	84-85	12	561	53	0	254	5.87	.827	3-7-0
McNamara, B	85-86	8	334	31	0	131	5.56	.809	0-5-0
<i>Totals</i>		<i>25</i>	<i>1,066</i>	<i>99</i>	<i>0</i>	<i>385</i>	<i>5.57</i>	<i>--</i>	<i>4-13-0</i>
McNamara, G	59-60	2	120	13	0	--	6.50	--	0-2-0
McNamara, G	60-61	1	60	5	0	--	5.00	--	0-1-0
McNamara, G	62-63	32	1,922	123	1	--	3.84	--	9-19-3
<i>Totals</i>		<i>35</i>	<i>2,102</i>	<i>141</i>	<i>1</i>	<i>--</i>	<i>3.37</i>	<i>--</i>	<i>9-22-3</i>
McNeil	57-58	68	4,077	229	5	--	3.37	--	29-33-6
McNeil	58-59	66	3,958	190	2	--	2.88	--	32-29-5
<i>Totals</i>		<i>134</i>	<i>8,035</i>	<i>419</i>	<i>7</i>	<i>--</i>	<i>3.13</i>	<i>--</i>	<i>61-62-11</i>
Menges	92-93	2	40	5	0	14	7.50	.737	0-0-0
Mezin	96-97	7	386	31	0	166	4.82	.843	3-3-1
Millar	69-70	11	577	52	0	--	5.41	--	0-6-3
Miller	02-03	47	2,817	110	2	1,266	2.34	.920	23-18-5
Miller	03-04	60	3,579	132	5	1,628	2.21	.925	27-25-7
Miller	04-05	63	3,741	153	8	1,814	2.45	.922	41-17-4
Miller	05-06	2	120	5	0	40	2.50	.889	1-1-0
<i>Totals</i>		<i>172</i>	<i>10,257</i>	<i>400</i>	<i>15</i>	<i>4,748</i>	<i>2.34</i>	<i>.922</i>	<i>92-61-16</i>
Mior	09-10	7	416	21	0	206	3.03	.907	3-4-0
Myre	82-83	43	2,543	156	0	--	3.68	--	28-8-5
Myre	83-84	33	1,803	104	3	--	3.46	--	19-9-1
<i>Totals</i>		<i>76</i>	<i>4,346</i>	<i>260</i>	<i>3</i>	<i>--</i>	<i>3.59</i>	<i>--</i>	<i>47-17-6</i>
Noronen	99-00	54	3,089	112	6	1,296	2.18	.920	33-13-4
Noronen	00-01	47	2,753	100	4	1,043	2.18	.913	26-15-5
Noronen	01-02	45	2,764	115	3	1,102	2.50	.906	16-17-12
Noronen	02-03	19	1,169	55	2	513	2.82	.903	5-9-5
Noronen	05-06	2	121	6	0	53	2.99	.898	0-2-0
<i>Totals</i>		<i>167</i>	<i>9,896</i>	<i>388</i>	<i>15</i>	<i>4,007</i>	<i>2.35</i>	<i>.912</i>	<i>80-56-26</i>
Osaer	05-06	1	60	3	0	33	3.02	.917	0-1-0
Paavola	80-81	25	1,361	98	0	--	4.32	--	3-15-2
Paavola	81-82	3	140	12	0	--	5.16	--	1-2-0
<i>Totals</i>		<i>28</i>	<i>1,501</i>	<i>110</i>	<i>0</i>	<i>--</i>	<i>4.40</i>	<i>--</i>	<i>4-17-2</i>
Parent	95-96	2	90	6	0	42	4.02	.875	0-1-0
Parker	79-80	2	80	10	0	--	7.50	--	0-1-0
Parro	77-78	46	2,696	164	0	--	3.65	--	25-16-3
Parro	78-79	36	2,047	130	2	--	3.81	--	12-15-6
<i>Totals</i>		<i>82</i>	<i>4,743</i>	<i>294</i>	<i>2</i>	<i>--</i>	<i>3.72</i>	<i>--</i>	<i>37-31-9</i>
Parson	93-94	3	176	12	0	61	4.10	.836	1-2-0
Pelletier	05-06	39	2,198	120	0	1,003	3.28	.893	21-15-1
Pelletier	06-07	4	244	10	0	120	2.46	.917	4-0-0
<i>Totals</i>		<i>43</i>	<i>2,442</i>	<i>130</i>	<i>0</i>	<i>1,123</i>	<i>3.19</i>	<i>.887</i>	<i>25-15-1</i>
Perno	96-97	2	38	1	0	7	1.60	.875	0-0-0
Perreault	56-57	24	1,440	66	3	--	2.75	--	16-7-0
Perreault	62-63	10	600	27	0	--	2.70	--	4-4-2
Perreault	65-66	41	2,361	121	3	--	3.07	--	26-12-1
Perreault	66-67	54	3,149	158	4	--	3.01	--	28-19-5
Perreault	67-68	57	3,101	149	6	--	2.88	--	29-16-7



Amerks All-Time Goaltenders

GOALTENDERS	YEAR	GP	MIN	GA	SO	SAVES	GAA	SV PCT	W-L-T
Perreault	68-69	19	913	63	0	--	4.14	--	5-9-2
	<i>Totals</i>	<i>205</i>	<i>11,564</i>	<i>584</i>	<i>16</i>	<i>--</i>	<i>3.03</i>	<i>--</i>	<i>108-67-17</i>
Petizian	09-10	1	60	4	0	26	4.02	.867	0-1-0
Petizian	10-11	1	40	1	0	12	1.51	.923	0-0-1
	<i>Totals</i>	<i>2</i>	<i>100</i>	<i>5</i>	<i>0</i>	<i>38</i>	<i>3.00</i>	<i>.884</i>	<i>0-1-1</i>
Pettie	76-77	43	2,464	131	2	--	3.19	--	25-15-1
Pettie	77-78	32	1,899	107	2	--	3.38	--	16-12-4
Pettie	78-79	9	453	39	0	--	5.17	--	0-7-1
	<i>Totals</i>	<i>84</i>	<i>4,816</i>	<i>277</i>	<i>4</i>	<i>--</i>	<i>3.45</i>	<i>--</i>	<i>41-34-6</i>
Plante	07-08	25	1,451	86	0	665	3.56	.885	6-16-1
Plante	08-09	19	904	49	0	452	3.25	.902	5-10-1
Plante	09-10	27	1,487	66	3	701	2.66	.914	12-12-1
Plante	10-11	35	1,942	101	1	1,003	3.12	.909	13-17-2
	<i>Totals</i>	<i>106</i>	<i>5,784</i>	<i>302</i>	<i>4</i>	<i>2,821</i>	<i>3.13</i>	<i>.903</i>	<i>36-55-5</i>
Puppa	85-86	20	1,092	79	0	540	4.34	.872	8-11-0
Puppa	86-87	57	3,129	146	1	1,319	2.80	.900	33-14-6
Puppa	87-88	26	1,415	65	2	624	2.76	.906	14-8-2
Puppa	91-92	2	119	9	0	44	4.54	.830	0-2-0
	<i>Totals</i>	<i>105</i>	<i>5,755</i>	<i>299</i>	<i>3</i>	<i>2,527</i>	<i>3.12</i>	<i>.894</i>	<i>55-35-8</i>
Pye	91-92	8	331	15	0	125	2.72	.893	1-4-0
Pye	92-93	26	1,426	107	0	686	4.50	.865	9-14-2
Pye	93-94	19	980	70	0	462	4.29	.868	7-7-2
	<i>Totals</i>	<i>53</i>	<i>2,737</i>	<i>192</i>	<i>0</i>	<i>1,273</i>	<i>4.21</i>	<i>.869</i>	<i>17-25-4</i>
Raymond	94-95	29	1,593	92	0	751	3.47	.891	13-10-4
Reece	74-75	42	2,486	121	1	--	2.92	--	19-16-7
Reece	76-77	32	1,887	111	1	--	3.53	--	15-14-3
	<i>Totals</i>	<i>74</i>	<i>4,373</i>	<i>232</i>	<i>2</i>	<i>--</i>	<i>3.18</i>	<i>--</i>	<i>34-30-10</i>
Rein	88-89	15	676	39	2	289	3.46	.881	5-6-2
Richards	87-88	7	270	18	0	106	4.00	.855	1-1-2
Salak	09-10	48	2,557	123	1	1,245	2.89	.910	29-14-0
Shantz	06-07	2	120	9	0	66	4.50	.880	1-1-0
Shantz	07-08	14	780	53	0	334	4.13	.863	1-10-1
Shantz	08-09	12	690	30	1	359	2.61	.923	3-6-2
	<i>Totals</i>	<i>28</i>	<i>1,590</i>	<i>92</i>	<i>1</i>	<i>759</i>	<i>3.48</i>	<i>.892</i>	<i>5-17-3</i>
Shields	94-95	13	674	53	0	258	4.72	.830	3-8-0
Shields	95-96	43	2,356	140	1	1,148	3.56	.891	20-17-2
Shields	96-97	23	1,331	60	1	634	2.70	.914	14-6-2
Shields	97-98	1	59	3	0	23	3.05	.809	0-1-0
	<i>Totals</i>	<i>80</i>	<i>4,420</i>	<i>256</i>	<i>2</i>	<i>2,063</i>	<i>3.47</i>	<i>.890</i>	<i>37-32-4</i>
Simmons	61-62	51	3,063	166	0	--	3.30	--	24-22-4
Simmons	62-63	9	540	27	1	--	3.00	--	4-5-0
	<i>Totals</i>	<i>60</i>	<i>3,603</i>	<i>193</i>	<i>1</i>	<i>--</i>	<i>3.21</i>	<i>--</i>	<i>28-27-4</i>
Skudra	00-01	2	120	5	0	53	2.50	.914	2-0-0
Smith, Al	68-69	34	1,979	114	2	--	3.45	--	14-14-5
Smith, Gary	64-65	1	2	0	0	--	0.00	--	0-0-0
Smith, Gary	65-66	37	2,038	97	2	--	2.86	--	20-9-4
Smith, Gary	66-67	17	871	38	1	--	2.61	--	7-4-4
	<i>Totals</i>	<i>55</i>	<i>2,911</i>	<i>135</i>	<i>3</i>	<i>--</i>	<i>2.78</i>	<i>--</i>	<i>27-13-</i>
Sneddon	73-74	31	1,810	114	1	--	3.78	--	15-9-6
Sneddon	74-75	34	1,930	101	0	--	3.14	--	22-7-2
	<i>Totals</i>	<i>65</i>	<i>3,740</i>	<i>215</i>	<i>1</i>	<i>--</i>	<i>3.45</i>	<i>--</i>	<i>37-16-8</i>
Soderstrom	96-97	2	120	8	0	49	4.00	.860	2-0-0
Stauber	95-96	16	833	49	0	421	3.53	.896	6-7-1
Tanner	95-96	10	579	38	0	253	3.94	.869	3-6-1
Trefilov	95-96	5	299	13	0	125	2.61	.906	4-1-0
Trefilov	97-98	3	138	6	0	73	2.59	.910	1-0-1
	<i>Totals</i>	<i>8</i>	<i>437</i>	<i>19</i>	<i>0</i>	<i>198</i>	<i>2.60</i>	<i>.910</i>	<i>5-1-1</i>



Amerks All-Time Goaltenders

GOALTENDERS	YEAR	GP	MIN	GA	SO	SAVES	GAA	SV PCT	W-L-T
Tremblay	84-85	33	1,816	115	0	755	3.80	.868	13-10-8
Wakaluk	86-87	11	546	26	0	262	2.86	.910	2-2-3
Wakaluk	87-88	55	2,763	159	0	1,178	3.45	.881	27-15-3
Wakaluk	88-89	33	1,566	97	1	645	3.72	.869	11-14-0
Wakaluk	89-90	56	3,095	173	2	1,307	3.35	.883	31-16-4
Wakaluk	90-91	26	1,362	68	4	615	2.99	.900	10-10-3
Totals		181	9,332	523	7	4,007	3.36	.884	81-57-13
Walsh	79-80	50	2,889	196	0	--	4.07	--	17-27-5
Wamsley	59-60	2	120	7	0	--	3.50	--	0-1-1
Wetzel	67-68	10	495	28	1	--	3.39	--	4-2-2
Whidden	69-70	59	3,248	221	0	--	4.08	--	17-28-11
Wood	68-69	18	1,012	64	0	--	3.79	--	5-10-1
Zimmerman	67-68	13	584	40	1	--	4.19	--	4-6-0
Zimmerman	68-69	11	533	48	0	--	5.40	--	1-5-3
Zimmerman	70-71	25	1,288	81	0	--	3.77	--	7-13-1
Zimmerman	71-72	42	2,177	127	1	--	3.50	--	15-16-5
Zimmerman	72-73	58	3,254	192	2	--	3.54	--	24-23-9
Zimmerman	73-74	46	2,752	133	1	--	2.90	--	27-12-7
Totals		195	10,588	621	5	--	3.52	--	78-75-25

*Gerry Cheevers' minutes played in 1961-62 may include five games played with Pittsburgh.



Games Played

Player	Record
1. Willie Marshall	1,205
2. Fred Glover	1,201
3. Bryan Helmer	1,117
4. Harry Pidhirny	1,071
5. Mike Nykoluk	1,069
6. Jody Gage	1,038
7. Rob Murray	1,018
8. Bill Needham	981
9. Ken Gernander	973
10. Jim Bartlett	955

Goals

Player	Record
1. Willie Marshall	523
2. Fred Glover	520
3. Jody Gage	504
4. Dick Gamble	468
5. Jimmy Anderson	426
6. Harry Pidhirny	376
7. Alexandre Giroux	368
8. Mitch Lamoureux	364
9. Jim Bartlett	360
10. Tim Tookey	353

Assists

Player	Record
1. Willie Marshall	852
2. Fred Glover	814
3. Mike Nykoluk	686
4. Tim Tookey	621
5. Keith Aucoin	581
6. Art Stratton	555
7. Jody Gage	544
8. Peter White	533
9. Bill Sweeney	510
10. Darren Haydar	496

Points

Player	Record
1. Willie Marshall	1,375
2. Fred Glover	1,334
3. Jody Gage	1,048
4. Tim Tookey	974
5. Dick Gamble	892
6. Mike Nykoluk	881
7. Harry Pidhirny	829
8. Jimmy Anderson	821
9. Mitch Lamoureux	816
10. Keith Aucoin	814

Penalty Minutes

Player	Record
1. Dennis Bonvie	4,290
2. Rob Murray	2,940
3. Peter Vandermeer	2,772
4. Francis Lessard	2,682
5. Shawn Thornton	2,478
6. Fred Glover	2,402
7. Brent Thompson	2,084
8. Serge Roberge	1,974
9. Greg Smyth	1,970
10. Rocky Thompson	1,919

Wins

Player	Record
1. Johnny Bower	359
2. Marcel Paille	349
3. Gil Mayer	*346
4. Harvey Bennett	260
5. Frederic Cassivi	232
6. Bob Perreault	*229
7. Gord Henry	226x
8. Red Almas	218
9. Nick Damore	211
10. Neil Little	203

Bold indicates former Amerk players

** Does not include totals from 1958-59 (Hershey)*



Class of 1986

AL ARBOUR
Defenseman, 1962-67

NORMAN "RED" ARMSTRONG
Right Wing, 1962-71

JOE CROZIER
Coach, 1963-68; 1983-84
General Manager, 1964-68

DICK GAMBLE
Left Wing, 1961-70
General Manager, 1968-71

BRONCO HORVATH
Center, 1956-57; 1962-69

BOBBY PERREAULT
Goaltender, 1956-57; 1962-63; 1965-66

DARRYL SLY
Defenseman, 1960-68; 1970-71; 1972-1974

HANS TANNER
Reporter/Historian, 1956-77

Class of 1987

GERRY CHEEVERS
Goaltender, 1961-65

DON CHERRY
Player, 1963-69; 1971-72
Coach, 1972-74
General Manager, 1972-74

GERRY EHMAN
Right Wing, 1960-67

Class of 1988

ROBERT W. CLARKE
Franchise Organizer

JOHN DEN HAMER
Director of Operations, 1972-79

LES DUFF
Left Wing, 1963-70

STAN SMRKE
Left Wing, 1957-58; 1959-67

Class of 1989

GORDIE CLARK
Right Wing, 1974-78

DOUG GIBSON
Center, 1974-77

Class of 1990

BARRY MERRELL
Center, 1972-77

Class of 1991

DUANE RUPP
Defenseman, 1963-67; 1975-77
Coach, 1976-79

GEORGE BERGANTZ
General Manager, 1979-88

Class of 1992

RON GARWASIUK
Left Wing, 1974-80

Class of 1993

GEORDIE ROBERTSON
Center, 1979-85; 1988-89

STEVE KRAFTCHECK
Defenseman, 1958-62
Coach, 1958-61

AL DEETH
Press Box Statistician, 1960-72
Official Scorer, 1972-83

Class of 1994

MIKE KEENAN
Coach, 1980-83

Class of 1996

JIM PAPPIN
Right Wing, 1960-68

BILL GIVENS
Broadcaster, 1964-72

Class of 1998

JIM HOFFORD
Defenseman, 1984-90

SAM TOTH
Contributor

Class of 1999

JODY GAGE
Right Wing, 1985-96
General Manager, 1996-2009

Class of 2000

JACQUES CLOUTIER
Goaltender, 1980-86; 1988-89

MAL DAVIS
Right Wing, 1981-86

JOHN VAN BOXMEER
Coach, 1984-90; 1992-95

Class of 2001

JIM JACKSON
Right Wing, 1985-1990

CHARLIE MASON
Zamboni Driver/Building Employee, 1955-2003

Class of 2002

BOB MONGRAIN
Center, 1979-84

Class of 2003

DAN FRAWLEY
Right Wing, 1990-93; 1995-98

ED HOUSE
Contributor

Class of 2004

DAVE FENYVES
Defenseman, 1980-85; 1986-87

Class of 2005

DON MCSWEEN
Defenseman, 1987-92

Class of 2006

SCOTT METCALFE
Center, 1987-91; 1993-98

Class of 2007

JOHN BEDNARSKI
Defenseman, 1972-73; 1980-81
Color Commentator, 1985-2005
& Humanitarian

Class of 2008

GATES ORLANDO
Center, 1983-88

CRAIG CHARRON
Center, 1995-1998; 2000-02

Class of 2009

LARRY HILLMAN
Defenseman, 1961-62; 1963-68

Class of 2010

RANDY CUNNEYWORTH
Left Wing, 1980-85; 1998-00
Head Coach, 2000-08

JIM WIEMER
Defenseman, 1981-85; 1994-95

KENT WEISBECK
Athletic Trainer, 1985-Present



Class of 2011

DOUG HOUDA
Defenseman, 1995-96, 1999-03
Assistant Coach, 2003-06

DON STEVENS
Broadcaster, 1986-Present

Class of 2012

RICK PAGNUTTI
Defenseman, 1972-76

DARCY WAKALUK
Goaltender, 1986-91

Class of 2013

DANE JACKSON
Right Wing, 1995-99, 1999-01

RICH FUNKE
Television Sports/News Anchor, 1971-2012

Retired Jerseys

#6
Norman "Red" Armstrong
Number Retired: December 20, 1974
Banner Raised: October 11, 1985

#9
Dick Gamble
March 19, 1999

#9
Jody Gage
March 19, 1999





A

Player	Years
ADAM, Luke	11-12, 12-13
ADDUONO, Jeremy	99-00, 00-01, 01-02
ADDUONO, Rick	75-76, 76-77, 77-78
AFINOGENOV, Maxim	99-00
AIKINS, Justin	07-08
ALDCORN, Gary	56-57, 57-58, 58-59
ALDOUS, Chris	99-00
ALDRED, Jim	83-84, 84-85, 85-86
AMBROZIAK, Peter	91-92, 92-93, 93-94, 94-95
AMODEO, Mike	75-76
ANDERSON, Brad	77-78
ANDERSON, Craig	2006-07
ANDERSON, Earl	76-77, 77-78
ANDERSON, Mike	85-86
ANDERSON, Murray	70-71
ANDERSON, Shawn	86-87, 87-88, 88-89, 89-90
ANDERSSON, Mikael	85-86, 86-87, 87-88, 88-89
ANGOTTI, Lou	62-63, 63-64
ANNABLE, John	56-57
ARBOUR, Al	62-63, 63-64, 64-65, 65-66, 66-67
ARMSTRONG, Bob	62-63
ARMSTRONG, Norm	62-63, 63-64, 64-65, 65-66, 66-67, 67-68, 68-69, 69-70, 70-71, 72-73
ARMY, Bill	80-81
ASKEY, Tom	00-01, 01-02, 02-03, 03-04, 04-05
ASMUNDSON, Freeman	64-65
ASTLEY, Mark	94-95
ASTON, Peter	07-08, 08-09, 09-10
ATTWELL, Ron	57-58
AUBRY, Pierre	80-81
AUBRY, Serge	70-71, 71-72
AUDETTE, Donald	89-90, 90-91, 92-93
AUGE, Les	75-76

B

Player	Years
BABIUK, Ed	59-60, 62-63, 63-64
BACKSTROM, Ralph	57-58
BAIER, Paul	07-08, 10-11
BAILEN, Nick	12-13
BAILEY, Kyle	11-12
BAKER, Kevin	08-09
BALES, Mike	97-98
BALFOUR, Earl	56-57, 57-58
BALFOUR, Murray	58-59
BANIKA, Cory	93-94
BARLOW, Bob	67-68
BARNABY, Matthew	93-94, 94-95
BARRASSO, Tom	84-85
BARRETT, Paul	78-79
BARRIE, Mike	94-95
BARTOVIC, Milan	00-01, 01-02, 02-03, 03-04, 04-05
BASEGGIO, Dave	89-90, 90-91, 91-92
BATTAGLIA, Bates	10-11
BAUMAN, Gary	67-68
BAUN, Bob	56-57
BAVIS, Mike	93-94, 94-95
BAYLIS, Ted	65-66

B continued

Player	Years
BEATON, Kevin	85-86
BEATTIE, Jason	12-13
BEAUDOIN, Mathieu	07-08
BEAVERSON, Luke	07-08, 08-09, 09-10
BECKFORD-TSEU, Chris	08-09, 09-10
BEDARD, Jim	79-80
BEDNAR, Jared	97-98
BEDNARSKI, John	72-73, 80-81
BENAZIC, Cal	94-95
BENDICKSON, Aaron	10-11
BENNETT, Bill	77-78, 78-79
BENNETT, Ryan	04-05
BERKHOEL, Adam	06-07
BERNARD, Mark	92-93
BERNHARDT, Tim	81-82
BEST, Bill	74-75
BEVERIDGE, Craig	69-70, 70-71
BIEGA, Alex	11-12, 12-13
BIENVENUE, Daniel	97-98
BIGGS, Don	90-91
BILOTTO, NIC	02-03
BIRON, Martin	97-98, 98-99, 99-00, 00-01
BISHOP, Hunter	12-13
BLACK, James	93-94
BLACKBURN, Bob	71-72
BLACKBURN, Don	66-67, 70-71
BLACKWATER, Judd	08-09
BLAD, Brian	93-94
BLOCK, Ken	67-68, 68-69, 69-70, 70-71, 71-72
BLOOD, Bob	78-79
BLUE, John	95-96
BODAK, Bob	83-84
BODDY, Greg	71-72
BOH, Aaron	95-96
BOIKOV, Alexandre	98-99
BOISVERT, Gil	56-57
BOLAND, Mike	79-80, 80-81
BOLIBRUCK, Kevin	00-01, 02-03
BOLTON, Hugh	57-58
BONAR, Graeme	88-89
BONIN, Marcel	58-59
BONNEAU, Jimmy	09-10
BOOTH, David	06-07
BOOTH, Derek	93-94
BORDSON, Rob	11-12
BOSTON, Scott	94-95
BOTTERILL, Jason	02-03, 03-04, 04-05
BOULTON, Eric	99-00
BOUCHARD, Dick	58-59
BOUCHER, Philippe	92-93, 93-94, 94-95
BOWLES, Brian	73-74
BOYCE, Ian	90-91, 91-92
BOYCHUK, Riley	11-12
BOYER, Wally	60-61, 61-62, 63-64, 64-65, 65-66
BUCKLEY, Tom	99-00
BRADLEY, John	91-92
BRASSARD, Gaston	62-63
BRASSARD, Gus	63-64
BREDIN, Gary	71-72, 73-74



B continued

Player	Years
BREEN, Mike	79-80, 80-81
BRENNAN, T.J.	11-12, 12-13
BRENNEMAN, John	66-67
BREWER, Carl	58-59
BRIGHT, Chris	93-94
BRINDLEY, Doug	71-72
BRINDLEY, Ryan	00-01, 01-02
BRINE, David	06-07, 07-08, 08-09, 09-10
BRODERICK, Ken	74-75, 75-76
BRODEUR, Mike	08-09
BROOKS, Ross	75-76
BROWN, Arnie	61-62, 62-63, 63-64
BROWN, Cam	92-93
BROWN, Curtis	95-96, 96-97
BROWN, Greg	90-91, 91-92, 92-93
BROWNSCHIDLE, Jack	86-87
BRUBAKER, Jeff	78-79
BRUNEL, Craig	00-01
BRYDGES, Paul	86-87, 87-88, 88-89
BURCHELL, Skippy	57-58
BURNS, Gary	78-79, 84-85
BURRIDGE, Randy	97-98
BURROWES, Guy	72-73
BUSENBURG, Marc	00-01, 01-02
BUTLER, Doug	78-79
BUTLER, Ross	73-74
BURTON, Jim	86-87
BYERS, Mike	67-68, 76-77
BYLSMA, Dan	92-93

C

Player	Years
CAINES, Doug	80-81
CALDER, Adam	99-00, 01-02
CALLA, Brady	07-08, 08-09, 09-10, 10-11
CALLAHAN, Joe	10-11
CAMPBELL, Brian	98-99, 99-00, 00-01, 01-02
CAMPBELL, Gregory	05-06
CAMPBELL, Scott	94-95
CAMPBELL, Scott	11-12
CANTU, Kris	97-98
CAPELLO, Jeff	87-88, 88-89
CAPSON, Greg	93-94
CARD, Mike	06-07, 07-08
CARLETON, Wayne	66-67, 68-69
CARLSON, Ross	08-09
CARNEY, Keith	91-92, 92-93
CARR, Gary	76-77, 77-78, 78-79
CARTER, Billy	56-57, 57-58, 58-59
CARTER, Ron	80-81, 81-82
CARUSO, Mike	08-09, 09-10, 10-11
CASSIDY, Tom	78-79
CASSELMAN, Mike	97-98
CATENACCI, Dan	12-13
CERNICH, Kord	92-93
CHADWICK, Ed	59-60, 60-61
CHAMPAGNE, Andre	63-64, 65-66, 67-68, 68-69, 69-70

C continued

Player	Years
CHAPMAN, BRIAN	03-04
CHARRON, Craig	95-96, 96-97, 97-98, 00-01, 01-02
CHEEVERS, Gerry	61-62, 62-63, 63-64, 64-65
CHERRY, Don	63-64, 64-65, 65-66, 66-67, 67-68, 68-69, 71-72
CHEVERIE, Marc	10-11
CHIASSON, Dominic	01-02
CHIPCHASE, Jack	63-64, 67-68, 68-69, 69-70
CHIPPERFIELD, Ron	80-81
CIAVAGLIA, Peter	91-92, 92-93
CIERNY, Jozef	92-93
CIESLA, Hank	59-60, 60-61
CIPOLLA, Jason	99-00, 00-01
CIRONE, Jason	95-96
CLACKSON, Chris	10-11, 11-12
CLAIRMONT, Wayne	69-70
CLANCY, Terry	63-64, 64-65, 66-67
CLAPTON, Marty	01-02
CLARK, Gordie	74-75, 75-76, 76-77, 77-78
CLARK, Neil	65-66
CLARK, Neil	08-09
CLOUTIER, Jacques	80-81, 81-82, 82-83, 83-84, 84-85, 85-86, 88-89
CLOUTIER, Real	84-85
COLLEY, Kevin	01-02
COLLINS, Gary	56-57, 57-58
COLLINS, Dan	07-08, 08-09, 09-10
COMRIE, Adam	10-11
CONACHER, Brian	61-62, 65-66, 67-68
CONACHER, Cory	10-11
CONN, Rob	95-96
CONROY, Al	86-87
COOK, Bob	67-68, 68-69, 69-70, 70-71
COOLEY, Gaye	72-73
COOPER, David	93-94, 94-95, 95-96
COPELAND, Todd	94-95
CORBETT, Mike	63-64
CORKUM, Bob	89-90, 90-91, 91-92
CORRIGAN, Mike	65-66, 66-67
COTE, Alain	80-81
COTE, Roger	59-60, 60-61, 61-62
COUGHLIN, Kevin	78-79
COWELL, Jim	80-81
CRAIG, Bob	72-73
CRAIG, Mike	84-85, 85-86, 86-87
CRAWFORD, Louis	82-83, 83-84, 84-85
CRAWFORD, Nick	11-12, 12-13
CREIGHTON, Adam	84-85, 85-86
CREIGHTON, Dave	58-59, 59-60, 60-61
CRESSMAN, Glen	56-67
CRONIN, Tom	85-86
CROWLEY, Paul	79-80, 80-81
CROZIER, Joe	59-60, 60-61
CULLEN, Barry	56-57
CULLEN, Brian	56-57
CULLEN, David	03-04, 04-05, 05-06
CULLEN, Mark	10-11
CULLIMORE, Jassen	07-08
CUNNEYWORTH, Randy	80-81, 81-82, 82-83, 83-84, 84-85, 98-99, 99-00
CUNNIFF, John	71-72
CURRAN, Brian	90-91, 91-92
CURRAN, Mike	76-77
CURRY, Floyd	58-59
CYR, Ray	57-58



D

Player	Years
DADONOV, Evgeny	09-10, 10-11
DANIELS, Kimbi	96-97
DASKALAKIS, Cleon	87-88
DAUBENSPECK, Kirk	99-00, 00-01
DAVID, Richard	80-81
DAVIDSON, Matt	97-98, 98-99, 99-00
DAVIS, Mal	81-82, 82-83, 83-84, 84-85, 85-86
DAWE, Jason	93-94, 94-95, 95-96, 03-04
DeGRAY, Dale	89-90, 90-91
de GRAY, John	09-10
DEL MONTE, Dion	99-00
DEL MONTE, Ryan	10-11
DELMORE, Andy	03-04
DENNIS, Adam	06-07, 07-08
DERKSEN, Duane	93-94
DESCHENES, Frederic	96-97
DESLAURIERS, Jacques	56-57
DICKSON, John-Scott	09-10
DILLABOUGH, Bob	70-71
DINEEN, Bill	61-62
DIVITA, David	91-92, 92-93
DONALDSON, Mike	60-61, 61-62
DONNELLY, Mike	88-89, 89-90
DOREY, Jim	67-68
DORMAN, Rick	78-79
DOUGLAS, Kent	63-64, 66-67, 69-70
DRADER, Daryl	77-78, 78-79, 79-80, 80-81
DRAPER, Bruce	61-62, 62-63
DRAPER, Tom	91-92, 92-93, 98-99
DROLET, Rene	75-76, 76-77, 77-78
DRYDEN, Dave	61-62
DUBUC, Michael	10-11
DUCO, Michael	08-09, 09-10, 10-11
DUFF, Les	63-64, 64-65, 65-66, 66-67, 67-68, 68-69, 69-70
DUFFY, Matt	08-09, 09-10
DUFRESNE, Sylvain	04-05, 05-06
DUMONT, J.P.	99-00
DUNCAN, Bob	56-57
DUNN, Dave	70-71, 71-72
DUNN, Richie	85-86, 86-87, 87-88, 88-89, 89-90
DUNVILLE, Doug	65-66, 69-70, 70-71, 71-72
DUPONT, Ray	64-65
DUPUIS, Marc	98-99, 99-00
DUTIAUME, Mark	96-97, 97-98, 98-99, 99-00
DUSSIAUME, Ron	73-74
DYCK, Ed	71-72
DYKSTRA, Steve	82-83, 83-84, 84-85, 86-87, 87-88

E

Player	Years
EATOUGH, Jeff	83-84
EDESTRAND, Darryl	65-66, 66-67, 76-77, 77-78
EDMUNDSON, Duke	60-61
EDWARDS, Maury	11-12
EHGOETZ, Barret	04-05, 10-11
EHMAN, Gerry	60-61, 61-62, 62-63, 63-64, 64-65, 65-66, 66-67
EIVOLA, Mauri	81-82
ELIK, Bo	58-59

E continued

Player	Years
ELIOT, Darren	88-89
ELLERBY, Keaton	08-09, 09-10, 10-11
ELLETT, Bob	72-73, 73-74
ELLIS, Matt	12-13
EMMERSON, Riley	08-09
EVANS, Doug	94-95

F

Player	Years
FAST, T.J.	10-11
FAUBERT, Pierre-Luc	07-08
FAULKNER, Alex	60-61, 61-62
FEASBY, Scott	95-96, 96-97
FEHR, Clint	81-82, 82-83, 83-84, 84-85
FENYVES, Dave	80-81, 81-82, 82-83, 83-84, 84-85, 86-87
FENTON, P.J.	10-11
FERGUSON, Doug	73-74
FERNER, Mark	85-86, 86-87, 87-88, 88-89
FIDLER, Joe	77-78
FIENHAGE, Corey	11-12, 12-13
FINLEY, Joe	11-12, 12-13
FISCHER, Ron	80-81, 81-82, 82-83, 83-84
FISHER, Craig	98-99, 99-00
FITCHNER, Bob	80-81
FITZPATRICK, Rory	01-02, 02-03, 04-05, 08-09, 09-10
FITZSIMMONS, Jason	97-98
FLAHERTY, Pat	72-73
FLEMING, Bob	91-92
FLEMMING, Reg	58-59, 59-60
FLETT, Bill	63-64
FLEURY, Jerry	57-58
FLICHEL, Todd	92-93, 93-94
FLOYD, Larry	81-82
FLYNN, Brian	11-12, 12-13
FOCHT, Dan	05-06
FOGAL, Ron	72-73
FOLIGNO, Marcus	11-12, 12-13
FORBES, Mike	77-78, 78-79
FORD, Brian	88-89, 89-90
FOSTER, Dwight	77-78, 78-79
FOX, Jordan	09-10
FOY, Chris	94-95
FRASER, Jay	85-86, 86-87, 87-88
FRANCESCHETTI, Lou	91-92
FRAWLEY, Dan	90-91, 91-92, 92-93, 95-96, 96-97, 97-98
FUHR, Grant	93-94
FUNK, Mike	06-07, 07-08

G

Player	Years
GAGE, Jody	85-86, 86-87, 87-88, 88-89, 89-90, 90-91, 91-92, 92-93, 93-94, 94-95, 95-96
GALLANT, Bernie	80-81, 82-83
GAMBLE, Bruce	66-67
GAMBLE, Dick	61-62, 62-63, 63-64, 64-65, 65-66, 66-67, 67-68, 68-69, 69-70
GARDNER, George	70-71
GARDNER, Paul	85-86
GARDINER, Pete	03-04



G continued

Player	Years
GARRISON, Jason	08-09, 09-10
GARWASIUK, Ron	74-75, 75-76, 76-77, 77-78, 78-79, 79-80
GASSEAU, James	86-87, 87-88
GAUSTAD, Paul	02-03, 03-04, 04-05
GAUTHIER, Jean	73-74
GAUTHIER-LEDUC, Jerome	12-13
GELECH, Randall	08-09
GERMAIN, Eric	94-95
GIBSON, Doug	74-75, 75-76, 76-77
GILLIS, Jere	82-83
GILMOUR, Dave	70-71
GIRARD, Ken	57-58, 60-61
GIRGENSONS, Zemgus	12-13
GLASS, Tanner	06-07, 07-08, 08-09
GLENNIE, Brian	68-69
GLOBKE, Rob	05-06, 06-07, 07-08
GODFREY, Warren	68-69
GOEBEL, Tommy	07-08
GOFTON, John	68-69, 69-70
GOGOL, Brent	80-81
GONGALSKY, Igor	11-12
GOODFELLOW, Rich	83-84
GORDIOUK, Viktor	92-93, 93-94, 94-95
GORDON, Ben	10-11
GORMAN, Dave	81-82
GOULD, John	79-80
GOULD, Tim	69-70
GOULET, Claude	67-68
GOYER, Gerry	69-70
GRAGNANI, Marc-Andre	07-08
GRAHAM, Rod	72-73, 73-74, 74-75, 76-77, 77-78
GRAND-PIERRE, Jean-Luc	97-98, 98-99, 99-00
GRANT, Triston	10-11
GRATCHEV, Maxime	09-10
GRAVEL, Francois	90-91
GRAY, Terry	58-59
GRENVILLE, Chris	99-00
GRETZKY, Keith	87-88, 88-89
GRIGORENKO, Mikhail	12-13
GRIMALDI, Joe	07-08
GRIMSHAW, Ryan	11-12
GUAY, Francois	88-89, 89-90, 90-91
GUIDOTTI, Vince	93-94

H

Player	Years
HACKETT, Matt	12-13
HAGEL, Kyle	08-09
HAJDU, Richard	84-85, 85-86, 86-87, 87-88
HALKIDIS, Bob	86-87, 87-88, 88-89, 89-90
HALL, Don	59-60
HALL, Murray	67-68, 71-72
HALLER, Kevin	90-91, 91-92
HALWARD, Doug	75-76, 76-77, 77-78
HALYK, Chris	79-80, 80-81, 81-82
HAMEL, Denis	97-98, 98-99, 99-00, 02-03
HAMEL, Gilles	80-81, 81-82
HAMILTON, Jeff	82-83, 84-85, 85-86

H continued

Player	Years
HAMPSON, Ted	59-60
HAMPTON, Rick	83-84
HANCOCK, Quinn	00-01
HANNIGAN, Gordie	56-57
HANNIGAN, Pat	57-58, 59-60, 60-61
HANSIS, Ron	80-81
HARBARUK, Nick	64-65
HARDER, Mike	97-98, 98-99
HARDY, Claude	69-70
HARGRAVES, Jim	70-71, 71-72
HARPER, Warren	83-84, 84-85, 85-86, 86-87
HARRINGTON, John	79-80
HARRIS, Duke	67-68, 70-71, 71-72
HARRIS, Billy	56-57, 64-65
HARRISON, Paul	82-83
HART, Rich	75-76, 76-77
HARTLIEB, Ernie	09-10
HARTMAN, Mike	87-88
HARVEY, Alain	78-79
HATOUM, Ed	71-72
HAWORTH, Alan	80-81, 81-82
HECL, Radoslav	02-03
HEDDEN, Mike	10-11
HELBLING, Timo	06-07
HENDRICKS, Matt	05-06
HENLEY, Brent	02-03
HENRY, Jordan	07-08, 08-09, 09-10
HESS, Bob	80-81, 81-82
HEXTALL, Bryan	67-68
HICKE, Billy	58-59, 59-60
HICKS, Jamey	93-94
HILDENBRAND, Steve	04-05
HILLEBRANDT, Jon	97-98
HILLMAN, Larry	61-62, 63-64, 64-65, 65-66, 66-67, 67-68
HINDMARCH, Dave	80-81
HINKS, Rod	92-93
HODGE, Charlie	56-57, 58-59
HODGSON, Cody	12-13
HOEKSTRA, Cecil	57-58, 58-59, 59-60
HOFFORD, Jim	84-85, 85-86, 86-87, 87-88, 88-89, 89-90
HOGUE, Benoit	86-87, 87-88
HOHOL, Milt	70-71
HOLLINGER, Terry	95-96
HOLLAND, Jason	97-98, 98-99, 99-00, 00-01
HOLMES, Mike	78-79
HOLZINGER, Brian	95-96
HOLLINGER, Terry	96-97
HOOVER, Tim	85-86
HORACHEK, Peter	80-81, 81-82, 82-83
HORN, Bill	92-93, 93-94
HORVATH, Bronco	56-57, 62-63, 63-64, 64-65, 65-66, 66-67, 67-68, 68-69, 69-70
HOSPODAR, Ed	88-89
HOTHAM, Scott	09-10
HOTHAM, Andrew	10-11
HOUDA, Doug	95-96, 99-00, 00-01, 01-02, 02-03
HOULDER, Bill	90-91, 91-92
HOWELL, Ron	60-61
HRECHKOSY, Dave	72-73



H continued

Player	Years
HUGHES, Pat	85-86
HUDDY, Charlie	96-97
HUDSON, Carl	09-10
HUMENIUK, Scott	95-96
HUNT, Jeff	72-73
HUNTER, Dylan	06-07, 07-08, 09-10
HURLBUT, Mike	97-98, 98-99, 99-00, 00-01, 01-02
HURST, Ron	56-57, 57-58
HUTCHINS, Jeff	03-04, 04-05
HYNES, Dave	74-75, 75-76
HYNNES, Chris	98-99

I

Player	Years
IAKOVENKO, Andrei	92-93
IGGULDEN, Mike	2004-05
IMLACH, Brent	65-66
IOB, Tony	91-92, 92-93
IRELAND, Randy	79-80
IRVING, Joel	00-01, 2001-02
IRVING, Randy	85-86

J

Player	Years
JACINA, Greg	05-06, 06-07
JACKSON, Dane	95-96, 96-97, 97-98, 99-00, 00-01
JACKSON, Jim	85-86, 86-87, 87-88, 88-89, 89-90
JACOBS, Colin	12-13
JACQUITH, Gary	74-75, 76-77
JAMES, Gerry	57-58
JAMES, Val	80-81, 81-82, 82-83, 83-84, 84-85
JANIK, Doug	01-02, 02-03, 03-04, 04-05, 05-06
JARRAM, David	07-08
JARRETT, Gary	60-61, 61-62, 62-63, 63-64
JELENIC, Lee	02-03
JEFFREY, Larry	65-66
JENKS, A.J.	10-11
JENNINGS, Grant	95-96
JESSIMAN, Hugh	10-11
JILLSON, Jeff	04-05, 05-06
JOHANSSON, Bjorn	77-78
JOHNER, Dustin	05-06, 06-07
JOHNS, Don	67-68
JOHNSON, Chaz	06-07, 07-08
JOHNSON, Danny	70-71
JOHNSON, Jamie	09-10
JOHNSON, Keith	78-79
JOHNSON, Norm	58-59
JONATHAN, Stan	75-76, 76-77
JONES, Jim	75-76, 76-77, 80-81
JORDE, Ryan	02-03, 03-04, 04-05
JOUBERT, Jacques	96-97
JOYAL, Ed	65-66, 66-67
JUNKER, Steve	95-96
JUTILA, Timo	84-85

K continued

Player	Years
KAESE, Trent	87-88, 88-89
KALETA, Patrick	06-07, 07-08
KALININ, Dmitri	98-99, 99-00, 02-03
KARABIN, Ladislav	95-96
KARP, Herman	72-73
KASSIAN, Zack	11-12
KASZYCKI, Mike	77-78
KEATING, Mickey	56-57
KEENAN, Larry	61-62, 62-63
KELLER, Don	81-82, 82-83, 83-84
KELLY, Bob	72-73
KELLY, John Paul	80-81
KEMPTHORNE, Brad	80-81
KENNEDY, Tim	10-11
KENNY, Shane	97-98, 98-99
KERR, Kevin	87-88, 88-89, 89-90
KETTERER, Markus	93-94, 94-95
KILREA, Brian	68-69
KING, Colt	09-10
KING, Steven	97-98
KINNIE, Mike	04-05
KIRTON, Scott	99-00
KLIMENTIEV, Sergei	94-95, 95-96, 96-97, 97-98
KNACKSTEDT, Jordan	10-11
KNAPP, Connor	12-13
KNAUFT, Lorne	94-95
KNELSON, Brad	78-79
KNIBBS, Billy	73-74, 74-75
KNICKLE, Rick	81-82, 82-83
KOISTINEN, Ville	09-10
KOLZIG, Olaf	92-93
KORAB, Jerry	83-84, 84-85
KOSTKA, Mike	07-08, 10-11
KOTALIK, Ales	01-02, 02-03
KOWAL, Joe	79-80
KOZAK, Les	61-62
KRAFTCHECK, Steve	58-59, 59-60, 60-61, 61-62
KRALL, Justin	97-98
KREPS, Kamil	05-06, 06-07, 07-08
KREZANSKI, Reg	75-76
KRISTEK, Jaroslav	00-01, 01-02, 02-03
KROLL, Johann	07-08
KRULICKI, Ron	69-70
KRUPP, Uwe	86-87
KRYS, Mark	93-94, 94-95
KUDELKA, David	00-01
KUNTAR, Les	96-97
KUNTZ, Murray	73-74
KUZMINSKI, Alex	93-94



L

Player	Years
LABROSSE, Claude	58-59, 59-60, 64-65, 65-66, 68-69, 69-70
LACOMBE, Norm	83-84, 84-85, 85-86, 86-87
LAGACE, Jacob	11-12, 12-13
LAKOVIC, Sasha	00-01
LAPEVRE, Normand	79-80
LAFORGE, Claude	57-58
LALANDE, Hec	56-57
LALONDE, Bob	71-72
LALONDE, Christian	93-94
LAMBERT, Yvon	82-83, 83-84
LANDRY, Jon	09-10
LANGDON, Steve	74-75, 75-76, 76-77, 77-78, 78-79
LANGEVIN, Chris	81-82, 82-83, 83-84, 84-85
LANGLOIS, Al	56-57, 57-58
LARMAN, Drew	05-06, 06-07, 07-08, 08-09
LAROCQUE, Mario	01-02
LARSSON, Johan	12-13
LARWAY, Don	78-79
LAVIGNE, Eric	96-97, 97-98
LAWSON, Ed	62-63, 63-64
LAY, Michael	85-86
LEACH, Jamie	95-96
LEDUC, Richard	80-81
LEDYARD, Grant	92-93
LEGAULT, Maxime	11-12, 12-13
LEGGIO, David	11-12, 12-13
LEHTONEN, Mikko	06-07
LEHUN, Jonathan	06-07
LEIGHTON, Michael	05-06
LEIME, Heikki	81-82, 82-83, 84-85, 85-86
LEMAY, Rick	75-76
LEMIEUX, Richard	71-72
LESSARD, Rick	93-94
LEVER, Don	85-86, 86-87
LIEUWEN, Nathan	12-13
LILLEY, John	96-97
LINGREN, Steve	03-04, 04-05
LITTMAN, Dave	89-90, 90-91, 91-92
LITZENBERGER, Ed	63-64, 64-65, 65-66
LOEWEN, Darcy	89-90, 90-91, 91-92
LOGAN, Bob	86-87, 87-88, 88-89
LOJEK, Martin	05-06, 06-07, 07-08
LONGARINI, John	58-59
LORD, Andrew	09-10
LORENZ, Danny	99-00
LoVECCHIO, Jeff	10-11
LUCE, Scott	90-91
LUCIANI, Anthony	10-11
LUCIUK, Andrew	99-00
LUDZIK, Steve	89-90, 90-91, 91-92
LUKIN, Jarret	08-09
LUKSA, Chuck	81-82
LUND, Joe	56-57, 57-58
LUNDE, Len	67-68

M

Player	Years
MacARTHUR, Clarke	05-06, 06-07, 07-08
MacDONALD, Doug	92-93, 93-94, 94-95
MacDONALD, Dunc	61-62, 62-63, 63-64
MacDONALD, Franklin	06-07, 07-08, 08-09
MacDONALD, Lowell	65-66
MacGREGOR, Cam	80-81
MacINTYRE, Drew	11-12
MacINTYRE, Steve	09-10
MacKENZIE, Matt	11-12, 12-13
MacMILLAN, John	60-61, 62-63
MacNEIL, Al	56-57, 57-58, 58-59, 59-60
MacNEIL, Bernie	74-75
MacPHERSON, Bud	56-57
MacRAE, Jim	80-81
MADER, Mike	00-01
MAILHOT, Jacques	94-95
MAGOWEN, Ken	05-06
MAHER, Jim	93-94
MALARCHUK, Clint	91-92
MALCOLM, Bob	69-70, 70-71, 71-72, 72-73, 73-74, 74-75
MALTAIS, Dominic	93-94
MALUTA, Ray	74-75, 75-76, 76-77, 77-78, 78-79
MANCARI, Mark	05-06, 06-07, 07-08, 12-13
MANN, Chris	05-06
MANSOFF, Jason	98-99
MARCETTA, Milan	67-68
MARCON, Lou	56-57
MARIETTI, Brett	93-94
MARKSTROM, Jacob	10-11
MARSHALL, Willie	58-59, 71-72
MARSHALL, David	10-11
MARTIN, Don	94-95
MARTIN, Grant	87-88, 88-89
MASNICK, Paul	56-57
MATHESON, Brock	11-12
MATTE, Christian	01-02
MATTHIAS, Shawn	08-09, 09-10
MATTIUSSI, Dick	59-60, 60-61, 73-74
MAZUR, Eddie	56-57, 57-58
MAZUR, Jay	95-96
McADAM, Gary	82-83
McArdle, Kenndal	07-08, 08-09, 09-10, 10-11
McCARTHY, Brian	94-95
McCARTHY, Tom	68-69, 69-70
McCLANAHAN, Rob	80-81
McCLELLAND, Kevin	94-95
McCORMICK, Cody	12-13
McCRORY, Scott	89-90, 90-91
McDONALD, Ab	56-57, 57-58
McGEOWN, Scott	80-81
McGREGOR, Brian	77-78, 78-79
McKEE, Jay	95-96, 96-97, 97-98
McKENNA, Sean	82-83
McKENNEY, Don	64-65
McKENNY, Jim	65-66, 66-67, 67-68, 68-69
McKILLOP, Larry	72-73, 73-74, 74-75
McKINNON, Brian	84-85, 85-86



M continued

Player	Years
McLAUGHLIN, Mike	92-93
McMAHON, Mike	71-72
McMORROW, Sean	02-03, 03-04, 04-05, 05-06
McNABB, Brayden	11-12, 12-13
McNAMARA, Bob	83-84, 84-85, 85-86
McNAMARA, Gerry	59-60, 60-61, 62-63
McNAMEE, Peter	77-78
McNEIL, Bill	68-69
McNEIL, Gerry	57-58, 58-59
McNEILL, Grant	05-06
McSWEEN, Don	87-88, 88-89, 89-90, 90-91, 91-92
MEEHAN, Gerry	65-66
MEKILOK, Max	58-59
MELANSON, Dean	92-93, 93-94, 94-95, 95-96, 97-98, 98-99
MELANSON, Rob	93-94
MENARD, Martin	97-98
MENGES, Greg	92-93
MERRELL, Barry	72-73, 73-74, 74-75, 75-76, 76-77
METCALFE, Scott	87-88, 88-89, 89-90, 90-91, 93-94, 94-95, 95-96, 96-97, 97-98
METHOT, Francois	98-99, 99-00, 00-01, 01-02, 02-03
MEYER, Jayson	85-86, 86-87
MEYER, Stefan	05-06, 06-07, 07-08, 08-09
MEZIN, Andrei	96-97
MICFLIKIER, Jacob	08-09
MIERKLANS, Rob	78-79
MIGAY, Rudy	57-58, 58-59, 59-60, 62-63
MILBURY, Mike	74-75, 75-76
MILLAR, Al	69-70
MILLAR, Craig	96-97
MILLER, Bob	77-78
MILLER, Brad	87-88, 88-89, 89-90, 90-91, 91-92
MILLER, Ryan	02-03, 03-04, 04-05, 05-06
MILLEY, Norm	00-01, 01-02, 02-03, 03-04, 04-05
MINK, Graham	09-10
MIOR, Ryan	09-10

N

Player	Years
NAUD, Daniel	82-83, 83-84
NDUR, Rumun	95-96, 96-97, 97-98
NELSON, Riley	02-03
NELSON, Todd	00-01
NEMETH, Tom	94-95, 97-98
NEVIN, Bob	56-57, 57-58, 58-59, 59-60
NICHOL, Scott	94-95, 95-96, 96-97, 97-98, 98-99, 99-00
NICHOLISHEN, Mike	99-00
NICOLSON, Graeme	78-79
NOEL, Dominic	05-06
NOLAN, Ted	84-85
NORDSTROM, Carlin	98-99
NORMAN, Rob	84-85
NORONEN, Mika	99-00, 00-01, 01-02, 02-03, 05-06
NOVOTNY, Jiri	02-03, 03-04, 04-05, 05-06
NOWAK, Hank	76-77
NYKOLUK, Mike	56-57, 57-58
NYLANDER, Michael	10-11

O

Player	Years
O'BRIEN, Dennis	78-79
O'BRIEN, Doug	08-09
O'CONNELL, Tim	02-03
O'DONNELL, Sean	91-92, 92-93, 93-94
O'HANLEY, Brian	10-11
O'NEIL, Paul	75-76
OBERG, Evan	10-11
OLESZ, Rostislav	06-07
ORESKOVICH, Victor	09-10
ORLANDO, Gates	83-84, 84-85, 85-86, 86-87, 87-88
ORR, Bill	69-70, 70-71
OSAER, Phil	05-06
OSTROW, Kyle	11-12
OUIOMET, Francois	73-74

P

Player	Years
PAAVOLA, Jari	80-81, 81-82
PACHAL, Clayton	76-77, 77-78
PAETSCH, Nathan	03-04, 04-05, 05-06, 10-11
PAILLE, Daniel	04-05, 05-06, 06-07
PAGNUTTI, Rick	72-73, 73-74, 74-75, 75-76
PALMER, Chris	99-00
PAOLINI, Sam	03-04, 04-05, 05-06
PAPPIN, Jim	60-61, 61-62, 62-63, 63-64, 64-65, 65-66, 66-67, 67-68
PARDY, Adam	12-13
PARENT, Rich	95-96
PARILLO, Nick	01-02
PARIS, Drew	08-09
PARISE, J.P.	67-68
PARKER, Jeff	86-87, 87-88, 88-89
PARKER, Jonathan	11-12, 12-13
PARKER, Mike	79-80
PARNHAM, Brett	08-09
PARRO, Dave	77-78, 78-79
PARSON, Mike	93-94
PASCALL, Brad	92-93, 93-94
PATRICK, Steve	81-82, 83-84
PAYETTE, Andre	99-00
PAYNE, Davis	93-94
PEARSON, Scott	95-96
PEDERSON, Ben	82-83
PELLETIER, Jean-Marc	05-06, 06-07
PERNO, Len	96-97
PERRAULT, Kelly	99-00
PERREAULT, Bob	56-57, 62-63, 65-66, 66-67, 67-68, 68-69
PERSON, RYAN	01-02
PERSSON, Dennis	11-12
PETERS, Andrew	00-01, 01-02, 02-03, 10-11
PETERS, Geoff	01-02, 03-04, 04-05
PETIZIAN, Alex	09-10, 10-11
PETRENKO, Sergei	93-94, 94-95
PETTIE, Jim	76-77, 77-78, 78-79
PIERCE, Matt	10-11
PITTIS, Domenic	98-99, 99-00, 03-04
PLANTE, Tyler	07-08, 08-09, 09-10, 10-11
POILE, David	70-71



P continued

Player	Years
POMINVILLE, Jason	02-03, 03-04, 04-05, 05-06
POPIEL, Paul	71-72
PORTER, Kevin	12-13
PRICE, Noel	56-57, 57-58
PRICE, Pat	77-78
PRIESTLAY, Ken	85-86, 86-87, 87-88, 88-89, 89-90
PRIMEAU, Wayne	95-96, 96-97
PRITCHARD, Andy	91-92
PUPPA, Daren	85-86, 86-87, 87-88, 91-92
PYATT, Taylor	01-02
PYE, Bill	91-92, 92-93, 93-94
PYSYK, Mark	12-13

R

Player	Years
RAMSEY, Wayne	79-80
RANDO, Joe	77-78, 78-79
RANK, Kyle	10-11
RANKIN, Evan	11-12, 12-13
RASMUSSEN, Erik	97-98, 98-99
RATCHUK, Peter	02-03
RATHWELL, Jake	73-74, 74-75
RAY, Robert	88-89, 89-90, 90-91
RAYMOND, Eric	94-95
REAUME, Marc	65-66, 67-68, 68-69, 70-71
REDAHL, Gordie	58-59, 66-67
REECE, Dave	74-75, 76-77
REEKIE, Joe	85-86, 86-87, 88-89
REILLY, Tom	71-72
REIN, Kenton	88-89
REMACKEL, Chad	97-98
RENAUD, Chris	84-85
RENAUD, Mark	83-84, 84-85
REPIK, Michal	08-09, 09-10, 10-11
REYNOLDS, Scott	10-11
RICCI, Scott	99-00, 03-04
RICHARD, Jacques	79-80
RICHARDS, Pete	87-88
RIPLEY, Tim	75-76
RISSMILLER, Patrick	10-11, 12-13
RISTAU, Andy	85-86, 86-87
RITSON, Joe	02-03
RIZZUTO, Garth	70-71, 71-72
ROBAK, Colby	10-11
ROBERGE, Serge	95-96
ROBERT, Rene	69-70
ROBERTSON, Fraser	72-73
ROBERTSON, Geordie	79-80, 80-81, 81-82, 82-83, 83-84, 84-85, 88-89
ROBERTSON, Torrie	90-91
ROBINSON, Jody	02-03
ROBINSON, Mark	80-81, 81-82
ROBINS, Bobby	07-08
RODINE, Dmitiri	97-98
ROHLOFF, Todd	04-05
ROLOSON, Dwayne	98-99
ROMBOUGH, Lorne	72-73
RONAN, Ed	96-97
ROUSSEAU, Bob	58-59

R continued

Player	Years
ROUSSEAU, Dunc	74-75, 75-76
ROUSSEAU, Guy	58-59, 59-60, 60-61
ROY, Derek	03-04, 04-05, 05-06
ROY, Frederic	12-13
ROY, Mathieu	09-10
ROY, Mathieu	08-09
RUBACHUK, Brad	91-92, 92-93, 93-94
RUCHTY, Matt	97-98
RUETER, Dirk	82-83, 83-84, 84-85
RUFF, Lindy	91-92
RUPP, Duane	63-64, 64-65, 65-66, 66-67, 75-76, 76-77
RUSHFORTH, Paul	94-95, 96-97
RYAN, Michael	03-04, 04-05, 05-06, 06-07, 11-12

S

Player	Years
SALAK, Alexander	09-10
SARICH, Cory	98-99, 99-00
SARNER, Craig	74-75
SAUNDERS, Bill	59-60, 60-61
SAUVE, Jean Francois	79-80, 80-81, 81-82, 82-83
SAVAGE, Joel	89-90, 90-91, 91-92, 92-93
SAVARD, Andre	79-80
SCHAMEHORN, Kevin	80-81
SHELLA, John	70-71
SCHIESTEL, Drew	11-12, 12-13
SCHMAUTZ, Bob	71-72
SCHMIDT, Doug	02-03
SCHNEIDER, Eric	01-02
SCHOCK, Ron	79-80
SCHOFIELD, Rick	12-13
SCHULTZ, Dave	79-80
SCHULZ, David	09-10
SEBEK, Venci	81-82, 83-84
SECORD, Al	78-79
SEGUIN, Dan	70-71, 71-72
SEITZ, Dave	96-97, 97-98
SEILING, Rod	62-63, 63-64
SEJBA, Jiri	90-91, 91-92
SEKERA, Andrej	06-07, 07-08
SELLECK, Eric	10-11
SEMENOV, Alexei	05-06, 06-07
SERVISS, Tom	70-71
SHACK, Ed	65-66
SHANAHAN, Sean	77-78
SHANNON, Darrin	89-90, 90-91
SHANTZ, David	06-07, 07-08, 08-09
SHAW, Harry	74-75, 75-76, 76-77
SHEPPARD, Ray	86-87, 89-90
SHEPPARD, Scott	04-05, 05-06
SHIELDS, Steve	94-95, 95-96, 96-97, 97-98
SHMYR, Ryan	01-02
SHOEBOTTOM, Bruce	92-93, 94-95
SHUPE, Bob	68-69
SILLERS, Gerry	68-69, 69-70, 70-71, 72-73
SIMMONS, Al	74-75, 75-76
SIMMONS, Don	61-62, 62-63
SIMON, Todd	92-93, 93-94, 94-95



S continued

Player	Years
SIMS, Al	75-76, 76-77, 77-78, 78-79
SIRKKA, Jeff	92-93
SKUDRA, Peter	00-01
SLY, Darryl	60-61, 61-62, 62-63, 63-64, 64-65, 65-66, 66-67, 67-68, 70-71, 72-73, 73-74
SMITH, Al	68-69
SMITH, Barry	75-76, 76-77, 77-78, 78-79, 79-80
SMITH, Bill	61-62
SMITH, Brandon	04-05, 05-06, 06-07
SMITH, Don	03-04
SMITH, Doug	86-87
SMITH, Gary	64-65, 65-66, 66-67
SMITH, Jack	75-76
SMITH, Mike	92-93
SMITH, Steve	88-89, 89-90, 90-91, 91-92
SMRKE, Stan	57-58, 59-60, 60-61, 61-62, 62-63, 63-64, 64-65, 65-66, 66-67
SNEDDON, Bob	73-74, 74-75
SNELL, Chris	91-92, 92-93
SNELL, Ron	75-76
SOBCHUK, Gene	72-73
SOBERSTROM, Tommy	96-97
SOBLE, Ken	81-82
SONGIN, Tom	78-79
SORENSEN, Kelly	93-94
SPRANGE, Wally	69-70
SPRUKTS, Janis	06-07, 08-09
ST. JAMES, Tom	83-84
STACHNIAK, Pat	01-02
STAFFORD, Drew	06-07
STANFIELD, Jack	69-70, 70-71, 71-72
STAUBER, Robb	95-96
STEINER, Daniel	09-10
STEMKOWSKI, Peter	63-64, 64-65, 65-66
STEWERT, Michael	96-97
STEWART, Anthony	05-06, 06-07, 07-08
STEWART, Bill	79-80, 80-81
STEWART, Karl	08-09
STEWART, Ralph	70-71
STIRLING, Steve	74-75, 75-76
STRATTON, Art	73-74
STROBEL, Eric	79-80
STUART, Colin	11-12
STURGEON, Peter	74-75, 75-76, 77-78
SUIKKANEN, Kai	81-82, 82-83, 83-84
SUNDHER, Kevin	12-13
SUORANIEMI, Kari	80-81, 81-82, 82-83
SUTHERLAND, Bill	58-59
SUTTON, Ken	89-90, 90-91
SUWEK, Richard	79-80, 80-81
SUZOR, Mark	78-79
SWANSON, Jeremy	05-06, 06-07
SWEENEY, Bill	68-69
SWEETLAND, Andrew	08-09, 09-10
SYLVESTER, Dean	98-99
SYVRET, Corey	09-10
SZCZECURA, Paul	11-12
SZYDLOWSKI, Shawn	11-12, 12-13

T continued

Player	Years
TAFFE, Jeff	09-10
TALLINDER, Henrik	01-02
TANNER, John	95-96
TARDIF, Marc	96-97, 97-98
TARNASKY, Nick	09-10, 12-13
TAYLOR, Adam	06-07, 07-08
TAYLOR, Brent	70-71
TAYLOR, Chris	99-00, 00-01, 01-02, 02-03, 03-04, 04-05, 05-06, 09-10, 10-11
TAYLOR, Ted	67-68
TEZIKOV, Alexei	98-99
THELEN, AJ	09-10
THERRIEN, Gaston	80-81
THOMAS, Kahlil	99-00
THOMAS, Scott	92-93, 93-94, 94-95
THOMAS, Bill	10-11
THOMPSON, Bob	72-73
THORBURN, Chris	03-04, 04-05, 05-06
TIDEY, Alex	79-80
TIFU, Yannick	07-08
TIMMINS, Scott	10-11
TITANIC, Morris	79-80
TKACHUK, Grant	88-89
TKACZUK, Daniel	09-10
TOFFOLO, Mark	79-80, 80-81
TOPOLL, Del	57-58
TOURNIER, Marc	86-87
TRAPP, Barry	62-63, 63-64
TRAPP, Doug	85-86, 86-87
TRAYNOR, Paul	99-00, 00-01
TREFILOV, Andrei	95-96, 97-98
TREMBLAY, Gilles	58-59
TREMBLAY, J.C.	58-59
TREMBLAY, Ray	78-79
TREMBLAY, Vince	84-85
TROPP, Corey	11-12, 12-13
TROVATO, Peter	04-05
TSYGUROV, Denis	93-94
TUMA, Martin	05-06, 06-07
TURKIEWICZ, Jim	79-80
TURNBULL, Travis	11-12
TURNER, Bob	56-57
TURNER, Dean	81-82

U

Player	Years
UBRIACO, Gene	60-61, 62-63
UCHEVATOV, Victor	05-06
UNGER, Gary	66-67, 67-68

V

Player	Years
VAIVE, Rick	91-92
VALLIN, Ari	06-07
VAN BOXMEER, John	84-85
VAN DORP, Wayne	86-87, 88-89
VAN IMPE, Dick	57-58, 59-60, 60-61



V continued

Player	Years
VANDERMEER, Peter	97-98, 98-99
VANEK, Thomas	04-05
VanOENE, Darren	98-99, 99-00, 00-01, 01-02
VARADA, Vaclav	95-96, 96-97, 97-98
VARONE, Phil	11-12, 12-13
VAYDIK, Greg	78-79
VERRET, Claude	83-84, 84-85, 85-86, 86-87
VOAKES, Mark	11-12
VOLKOV, Mikhail	93-94, 94-95, 95-96

W

Player	Years
WAKALUK, Darcy	86-87, 87-88, 88-89, 89-90, 90-91
WALBY, Steffon	98-99
WALCOTT, Richie	93-94
WALKER, Steve	96-97
WALMSLEY, Ivan	59-60
WALSH, Ed	79-80
WALSH, Jim	79-80, 80-81, 81-82
WALTERS, Greg	96-97, 97-98, 98-99
WALTON, Bob	70-71, 71-72
WALTON, Mike	63-64, 65-66, 66-67, 78-79
WARD, Dixon	95-96
WARD, Ron	68-69, 70-71
WATSON, Barry	66-67, 68-69, 69-70
WEBER, Mike	07-08
WEIR, Wally	80-81
WELCH, Noah	06-07, 08-09
WELLS, Jack	69-70, 70-71
WENSINK, John	73-74, 76-77
WEST, Steve	78-79
WESTBROOKE, Don	70-71, 71-72
WESTERBY, Bob	95-96
WESTNER, Dave	71-72
WETHERILL, Darren	97-98
WETZEL, Carl	67-68
WHIDDEN, Bob	69-70
WHITE, Bill	59-60, 60-61, 61-62
WHITCOTTON, Dustin	99-00
WHITHAM, Shawn	88-89
WHITMORE, Derek	07-08, 11-12
WICHROWSKI, Mark	80-81, 81-82
WIEMER, Jim	81-82, 82-83, 83-84, 84-85, 94-95
WILCOX, Barry	71-72
WILCOX, Rollie	65-66
WILLIAMS, Tommy	56-57, 57-58, 58-59
WILLIAMSON, Brad	01-02
WILLIS, Hal	68-69
WILSON, Clay	09-10, 10-11
WILSON, Mike	95-96
WILSON, John	60-61
WINCH, Jason	91-92, 92-93

Y

Player	Years
YATES, Ross	85-86
YAKE, Terry	96-97
YORK, Mike	09-10
YOUNG, Howie	59-60, 69-70
YOUNG, Jason	92-93, 93-94, 94-95
YOUNG, John	93-94
YOUNGER, Stu	78-79

Z

Player	Years
ZAGRAPAN, Marek	06-07, 07-08
ZANUSSI, Joe	75-76, 76-77
ZANUTTO, Mike	97-98
ZAWATSKY, Ed	91-92
ZIMMERMAN, Lynn	67-68, 68-69, 70-71, 71-72, 72-73, 73-74
ZIMMERMAN, Sean	10-11
ZYTYNSKY, Taras	85-86

Bold indicates played for the Amerks last season.



AHL Affiliate of
the Buffalo Sabres



2013 ROCHESTER AMERICANS 2014

BUFFALO SABRES



Buffalo Sabres CLUB DIRECTORY

AMERKS.com



Executive Staff

Owner..... Terrance M. Pegula
 President/Alternate Governor..... Theodore N. Black
 Senior Advisor/Alternate Governor..... Kenneth Sawyer
 Senior Advisor/Chief Development Officer..... Clifford Benson

Hockey Operations

General Manager..... Darcy Regier
 Assistant General Manager..... Kevin Devine
 Assistant to the General Manager..... Mark Jakubowski
 Director of Hockey Technologies/Innovation..... Scott Schranz
 Manager of Hockey Operations – Travel and Immigration..... Michael Bermingham
 Director of Pro Scouting..... Jon Christiano
 Director of Amateur Scouting..... Al MacAdam
 Pro Scouts..... Eric Weinrich, John Van Boxmeer,
 Fredrik Andersson, Graham Beamish, Teemu Numminen
 Head Amateur Scout..... Dave Torrie
 Amateur Scouts..... Al MacAdam, Iouri Khmylev, Craig Benning,
 Kim Gellert, Eric Weissman, Toby O'Brien, Monty Trotter,
 Fredrik Andersson, Austin Dunne, Paul Merritt, Bo Berglund,
 Norm Poisson, Jussi Kari-Koskinen, Keith Hendrickson,
 Teemu Numminen, Brandon Jay, Victor Nybladh,
 Jim Kovachik, Chris Moulton, Nik Fattey
 Hockey Technologies Manager..... Kyle Kiebzak
 Hockey Operations Assistant..... Brett Ruff
 Hockey Relations Coordinator..... Jessica Kindron

Coaching Staff

Head Coach..... Ron Rolston
 Assistant Coach..... Joe Sacco
 Assistant Coach..... Teppo Numminen
 Goaltender Coach..... Jim Corsi
 Strength & Conditioning Coach..... Doug McKenney
 Assistant Strength & Conditioning Coach..... J.T. Allaire
 Administrative Assistant Coach..... Corey Smith
 Hockey Data Analyst..... Jason Nightingale
 Video Assistant..... Neil McKenney
 Athletic Trainer..... Tim Macre
 Assistant Athletic Trainer..... Bob Mowry
 Massage Therapist..... Chuck Garlow
 Physical Therapist..... Michael Adesso
 Equipment Manager..... Dave Williams
 Equipment Manager..... Rip Simonick
 Assistant Equipment Manager..... George Babcock
 Equipment Assistant..... Keith Hayes

Player Development

Player Development..... Dennis Miller, Jason Long
 Skating Consultant..... Dawn Braid
 Mental Skills Coach..... Barbara Meyer

Player Development

Medical Director/Orthopedist..... Les Bisson, M.D.
 Orthopedist..... Mark Fineberg, M.D.
 Team Physician..... William Hartrich, M.D.
 Oral Surgeon..... Steven Jenson, D.D.S.
 Team Dentist..... David Croglio, D.D.S.
 Team Doctor Emeritus..... John L. Butsch, M.D.

Legal

VP of Finance & Business Operations..... Chuck LaMattina
 VP of Legal & Administrative Affairs..... David S. Zyga
 Corporate Controller..... Kristin Zirnheld
 Accounting Manager..... Christine Ivansitz
 Payroll & Human Resource Manager..... Birgid Haensel
 Payroll & Human Resource Assistant..... Ann Pastwick
 Accounts Payable Clerk..... Kim Binkley
 Executive Assistants..... Fay McNamara, Nadine Leone

Broadcast

VP of Broadcasting..... Chrisanne Bellas
 TV Producer..... Joe Pinter
 TV Director..... Matt Gould
 Lead Feature Editor/Associate Producer..... Drew Boeing
 Videographer/Editor..... Mark Blaszk
 Production Coordinator..... Jason Wiese
 Videoboard Director/Editor..... Jeff Hill
 Broadcast Team..... Rick Jeanneret (Play-by-Play), Rob Ray (Color),
 Dan Dunleavy (Play-by-Play/Reporter), Brian Duff (Studio Host),
 Mike Robitaille, Danny Gare (Analysts)
 Radio Host..... Kevin Sylvester

Merchandise

Director of Merchandise..... Mike Kaminska
 Merchandise Manager – Inventory Control..... Glenn Barker
 Merchandise Manager – Event Sales..... Jeff Smith
 Store Manager..... Theresa Cerabone
 Assistant Store Manager..... Katie Mumbach-Kay

Game Presentation

Director of Game Presentation..... Jenifer Rehad
 Game Presentation Coordinator..... Kelsey Schneider
 Lead Editor..... Jason Holler
 Motion Graphics Designer..... David Jackson

Creative Services

VP of Creative Services..... Frank Cravotta
 Senior Graphic Designer..... Vicki Sitek
 Graphic Designers..... Melissa Gebhardt, Lindsey Caber

Public & Community Relations

VP of Public and Community Relations..... Michael Gilbert
 Director of Media Relations..... Chris Bandura
 Public Relations Assistants..... Ian Ott, Marc Heintzman
 Director of Community Relations..... Rich Jureller
 Community Relations Manager..... Teresa Belbas
 Community Relations Assistant..... Lauren Yurko
 Youth Hockey Coordinator..... Ed Grudzinski
 Team Photographer..... Bill Wippert
 Director of Alumni Relations..... Larry Playfair
 President of Alumni Association..... Rob Ray
 Corporate & Community Relations Liaison..... Gilbert Perreault



Marketing

VP of Brand Strategy and Marketing	Brent Rossi
Database Marketing Manager	Tom Matheny
Digital Media Manager	Scott Miner
Digital Content Manager	Kevin Snow
Social Media Manager	Craig Kanalley
Digital Content Coordinator	Chris Ryndak
Marketing Coordinator	Cara Foligno
Videographer/Editor	Sam Korotkin

Sponsorship Sales

VP of Sales & Business Development	John Livsey
Director of Corporate Sales	Joe Foy
Director of Business Development	Pete Petrella
Account Executive	Rob Nugent
Senior Partnership Services Manager	Jon Latke
Partnership Services Manager	Katy Ryan
Fulfillment Coordinator	Joe Hartman

Ticket Operations

VP of Tickets & Services	John Sinclair
Director of Ticket Operations	Marty Maloney
Box Office Manager	Paul Barker
Box Office Coordinator	Gretchen Knott
Ticket Administrator	Melissa Rugg
Senior Account Service Representative	Roxanne Anderson
Account Services Representatives	Kristin DeBellis, Melissa Eagen, Kevin Kennedy, Drew Maloney
Suite Services Coordinator	Michelle Mitchell
Receptionist	Saralynn Ruhland
Special Consultant	Joe Crozier

First Niagara Center

VP of Arena Operations	Stan Makowski, Jr.
VP of Arena Events	Jennifer Van Rysdam
VP of Arena Services	Thomas Ahern
Director of Arena Operations	Beth Guiliani Antonio
Event Managers	Robert Neumann, Charles Cannan
Security Manager	Marc Brenner
Arena Marketing Manager	Tracey Mancini
Director of Building Services	Dennis Hooper
Technical Communications Managers	Mike Queeno, Ray Riel
Chief Engineer	Bruce Johnson
Head Ice Technician	Mark Harrington
Housekeeping Manager	Rodney Bailey
Maintenance Crew	Michael Destino, Stephen Gore, Andrew Chamberlin, Jason Sattelberg
Utility Crew Supervisor	Rashad Dukes
Housekeeping	Mike Monahan, James George, Nicole Vari
Administrative Assistants/Operations	Julie Krzyzanowski, JoAnn Mohler
Security Officers	James McDuffie, Amanda Szulist, Derek Jaworek, Joseph Mejak
Parking Manager	Sam Buffum

General Information

Telephone/Executive Offices	(716) 855-4100
Home Arena	First Niagara Center
Capacity	19,070



October 2013

Day	Date	Visitor	Home	Time
WED	OCT 2, 2013	SABRES	RED WINGS	8:00 PM
FRI	OCT 4, 2013	SENATORS	SABRES	7:00 PM
SAT	OCT 5, 2013	SABRES	PENGUINS	7:00 PM
TUE	OCT 8, 2013	LIGHTNING	SABRES	7:30 PM
THU	OCT 10, 2013	BLUE JACKETS	SABRES	7:00 PM
SAT	OCT 12, 2013	SABRES	BLACKHAWKS	8:00 PM
MON	OCT 14, 2013	WILD	SABRES	7:30 PM
TUE	OCT 15, 2013	SABRES	ISLANDERS	7:00 PM
THU	OCT 17, 2013	CANUCKS	SABRES	7:00 PM
SAT	OCT 19, 2013	AVALANCHE	SABRES	7:00 PM
WED	OCT 23, 2013	BRUINS	SABRES	8:00 PM
FRI	OCT 25, 2013	SABRES	PANTHERS	7:30 PM
SAT	OCT 26, 2013	SABRES	LIGHTNING	7:00 PM
MON	OCT 28, 2013	STARS	SABRES	7:00 PM
THU	OCT 31, 2013	SABRES	RANGERS	7:00 PM

November 2013

Day	Date	Visitor	Home	Time
SAT	NOV 2, 2013	DUCKS	SABRES	7:00 PM
TUE	NOV 5, 2013	SABRES	SHARKS	10:30 PM
THU	NOV 7, 2013	SABRES	KINGS	10:30 PM
FRI	NOV 8, 2013	SABRES	DUCKS	10:00 PM
TUE	NOV 12, 2013	KINGS	SABRES	7:00 PM
FRI	NOV 15, 2013	MAPLE LEAFS	SABRES	7:00 PM
SAT	NOV 16, 2013	SABRES	MAPLE LEAFS	7:00 PM
TUE	NOV 19, 2013	BLUES	SABRES	7:00 PM
THU	NOV 21, 2013	SABRES	FLYERS	7:00 PM
SUN	NOV 24, 2013	RED WINGS	SABRES	5:00 PM
WED	NOV 27, 2013	CANADIENS	SABRES	7:00 PM
FRI	NOV 29, 2013	MAPLE LEAFS	SABRES	7:30 PM
SAT	NOV 30, 2013	SABRES	DEVILS	7:00 PM

December 2013

Day	Date	Visitor	Home	Time
THU	DEC 5, 2013	RANGERS	SABRES	7:00 PM
SAT	DEC 7, 2013	SABRES	CANADIENS	7:00 PM
TUE	DEC 10, 2013	SENATORS	SABRES	7:00 PM
THU	DEC 12, 2013	SABRES	SENATORS	7:30 PM
SAT	DEC 14, 2013	FLAMES	SABRES	2:00 PM
TUE	DEC 17, 2013	JETS	SABRES	7:00 PM
THU	DEC 19, 2013	BRUINS	SABRES	7:00 PM
SAT	DEC 21, 2013	SABRES	BRUINS	7:00 PM
FRI	DEC 27, 2013	SABRES	MAPLE LEAFS	7:30 PM
SUN	DEC 29, 2013	CAPITALS	SABRES	5:00 PM
TUE	DEC 31, 2013	SABRES	JETS	7:00 PM



January 2014

Day	Date	Visitor	Home	Time
THU	JAN 2, 2014	SABRES	WILD	8:00 PM
SAT	JAN 4, 2014	DEVILS	SABRES	7:00 PM
TUE	JAN 7, 2014	HURRICANES	SABRES	7:00 PM
THU	JAN 9, 2014	PANTHERS	SABRES	7:00 PM
SUN	JAN 12, 2014	SABRES	CAPITALS	3:00 PM
TUE	JAN 14, 2014	FLYERS	SABRES	7:30 PM
WED	JAN 15, 2014	SABRES	MAPLE LEAFS	7:30 PM
SAT	JAN 18, 2014	BLUE JACKETS	SABRES	7:00 PM
TUE	JAN 21, 2014	PANTHERS	SABRES	7:00 PM
THU	JAN 23, 2014	HURRICANES	SABRES	7:00 PM
SAT	JAN 25, 2014	SABRES	BLUE JACKETS	7:00 PM
MON	JAN 27, 2014	SABRES	PENGUINS	7:30 PM
TUE	JAN 28, 2014	CAPITALS	SABRES	7:30 PM
THU	JAN 30, 2014	SABRES	COYOTES	9:00 PM

February 2014

Day	Date	Visitor	Home	Time
SAT	FEB 1, 2014	SABRES	AVALANCHE	3:00 PM
MON	FEB 3, 2014	OILERS	SABRES	7:00 PM
WED	FEB 5, 2014	PENGUINS	SABRES	7:30 PM
THU	FEB 6, 2014	SABRES	SENATORS	7:30 PM
WED	FEB 26, 2014	BRUINS	SABRES	7:30 PM
FRI	FEB 28, 2014	SHARKS	SABRES	7:00 PM

March 2014

Day	Date	Visitor	Home	Time
MON	MAR 3, 2014	SABRES	STARS	8:00 PM
THU	MAR 6, 2014	SABRES	LIGHTNING	7:30 PM
FRI	MAR 7, 2014	SABRES	PANTHERS	7:30 PM
SUN	MAR 9, 2014	BLACKHAWKS	SABRES	7:30 PM
TUE	MAR 11, 2014	PREDATORS	SABRES	7:00 PM
THU	MAR 13, 2014	SABRES	HURRICANES	7:00 PM
SAT	MAR 15, 2014	SABRES	ISLANDERS	7:00 PM
SUN	MAR 16, 2014	CANADIENS	SABRES	7:00 PM
TUE	MAR 18, 2014	SABRES	FLAMES	9:00 PM
THU	MAR 20, 2014	SABRES	OILERS	9:30 PM
SUN	MAR 23, 2014	SABRES	CANUCKS	8:00 PM
TUE	MAR 25, 2014	SABRES	CANADIENS	7:30 PM
THU	MAR 27, 2014	SABRES	PREDATORS	8:00 PM
SAT	MAR 29, 2014	LIGHTNING	SABRES	7:00 PM

April 2014

Day	Date	Visitor	Home	Time
TUE	APR 1, 2014	DEVILS	SABRES	7:00 PM
THU	APR 3, 2014	SABRES	BLUES	8:00 PM
FRI	APR 4, 2014	SABRES	RED WINGS	7:30 PM
SUN	APR 6, 2014	SABRES	FLYERS	7:30 PM
TUE	APR 8, 2014	RED WINGS	SABRES	7:00 PM
THU	APR 10, 2014	SABRES	RANGERS	7:00 PM
SAT	APR 12, 2014	SABRES	BRUINS	12:30 PM
SUN	APR 13, 2014	ISLANDERS	SABRES	5:00 PM



Sabres Individual Regular Season Scoring Stats

#	Pos	Player	GP	G	A	P	+/-	PIM	PP	SH	GW	S	S%
26	L	Thomas Vanek	38	20	21	41	-1	20	9	1	2	119	16.8
19	C	Cody Hodgson	48	15	19	34	-4	20	3	1	1	114	13.2
63	C	Tyler Ennis	47	10	21	31	-14	16	2	0	0	108	9.3
29	R	Jason Pominville	37	10	15	25	1	8	1	1	1	94	10.6
9	C	Steve Ott	48	9	15	24	3	93	2	0	3	73	12.3
10	D	Christian Ehrhoff	47	5	17	22	6	34	1	0	2	102	4.9
21	R	Drew Stafford	46	6	12	18	-16	21	0	0	0	121	5.0
82	L	Marcus Foligno	47	5	13	18	-4	41	1	0	0	55	9.1
55	C	Jochen Hecht	47	5	9	14	6	18	0	1	1	69	7.2
44	D	Andrej Sekera	37	2	10	12	-2	4	0	0	0	33	6.1
65	C	Brian Flynn	26	6	5	11	6	0	0	1	1	49	12.2
42	L	Nathan Gerbe	42	5	5	10	-3	14	0	1	0	64	7.8
12	C	Kevin Porter	31	4	5	9	-1	10	0	1	0	37	10.8
3	D	Jordan Leopold	24	2	6	8	-6	14	0	0	0	38	5.3
57	D	Tyler Myers	39	3	5	8	-8	32	1	0	2	48	6.3
6	D	Mike Weber	42	1	6	7	3	70	0	0	0	25	4.0
23	L	Ville Leino	8	2	4	6	0	6	1	0	0	11	18.2
53	D	Mark Pysyk	19	1	4	5	-7	0	1	0	0	21	4.8
25	C	Mikhail Grigorenko	25	1	4	5	-1	0	0	0	0	31	3.2
52	D	Alexander Sulzer	17	3	1	4	3	10	0	0	1	15	20.0
27	D	Adam Parody	17	0	4	4	4	14	0	0	0	6	0.0
24	D	Robyn Regehr	29	0	2	2	-4	21	0	0	0	15	0.0
36	R	Patrick Kaleta	34	1	0	1	-4	67	0	0	0	34	2.9
33	D	TJ Brennan	10	1	0	1	-1	6	1	0	0	18	5.6
72	C	Luke Adam	4	1	0	1	1	2	0	0	0	2	50.0
8	C	Cody McCormick	8	0	0	0	-2	10	0	0	0	6	0.0
37	L	Matt Ellis	6	0	0	0	0	0	0	0	0	8	0.0
32	L	John Scott	34	0	0	0	-1	69	0	0	0	15	0.0
5	D	Chad Ruhwedel	7	0	0	0	0	0	0	0	0	8	0.0



Sabres Team Record

Record	Buffalo Sabres
Overall record/streak:	21 - 21 - 6 / Win 2 / Undef 2
Home record/streak:	11 - 10 - 3 / Win 1 / Undef 1
Road record/streak:	10 - 11 - 3 / Win 2 / Undef 2
Last 5 Games:	3 - 2 - 0
Last 10 Games:	6 - 4 - 0
1-Goal Games:	13 - 9 - 6
2-Goal Games:	5 - 6
3-Goal Games:	3 - 6
Scoring first:	16 - 4 - 4
Opponent scoring first:	5 - 17 - 2
Leading after 1 period:	6 - 2 - 2
Trailing after 1 period:	1 - 10 - 1
Tied after 1 period:	14 - 9 - 3
Leading after 2 periods:	9 - 0 - 4
Trailing after 2 periods:	3 - 15 - 2
Tied after 2 periods:	9 - 6 - 0
OT Record - This Season:	8 - 6
OT Record - Franchise:	144 - 134 - 215
Shootout Record - This Season:	7 - 4
Shootout Record - Franchise:	50 - 41
Outshooting opponent:	4 - 5 - 3
Outshot by opponent:	17 - 15 - 2
Even shots:	0 - 1 - 1
vs. Northeast:	9 - 7 - 2
vs. Atlantic:	9 - 4 - 2
vs. Southeast:	3 - 10 - 2
vs. EASTERN CONFERENCE:	21 - 21 - 6
vs. Central:	0 - 0 - 0
vs. Pacific:	0 - 0 - 0
vs. Northwest:	0 - 0 - 0
vs. WESTERN CONFERENCE:	0 - 0 - 0

Sabres Month-by-Month Record

Month	W-L-T	Points
October:	0-0-0	0
November:	0-0-0	0
December:	0-0-0	0
January:	3-3-1	7
February:	5-9-0	10
March:	5-5-5	15
April:	8-4-0	16
TOTALS:	21-21-6	48

Sabres Team Record

Sabres	For	Against
5 on 5:	82	91
5 on 4:	19	7
5 on 3:	3	0
4 on 4:	3	1
4 on 3:	1	0
3 on 3:	0	0
3 on 4:	0	1
3 on 5:	0	5
4 on 5:	7	30
Empty Net:	3	4
Penalty Shots:	0	0
Total:	118	139

Sabres Goals by Period

Team	1st	2nd	3rd	OT	T	Avg
Buffalo Sabres:	30	41	46	1	118	[2.5 avg.]
Opponents:	34	56	47	2	139	[2.9 avg.]

Sabres Shots by Period

Team	1st	2nd	3rd	OT	T	Avg
Buffalo Sabres:	373	478	446	42	1339	[27.9 avg.]
Opponents:	509	562	498	37	1606	[33.5 avg.]

Sabres Power Play

Sabres	G	Att	Pct
Overall:	23	163	14.1 (29th NHL)
Home:	13	82	15.9 (24th NHL)
Road:	10	81	12.3 (25th NHL)

Sabres Penalty Killing

Sabres	G	Att	Pct
Overall:	37	178	79.2 (26th NHL)
Home:	16	79	79.7 (T-24th NHL)
Road:	21	99	78.8 (19th NHL)

Sabres Penalties

Sabres	G	Att	Pct
Overall	48	630	13.1 (26th NHL)

Sabres Special Teams - Power Play

Player	G	A	Pts
Thomas Vanek	9	5	14
Tyler Ennis	2	12	14
Christian Ehrhoff	1	8	9
Cody Hodgson	3	2	5
Marcus Foligno	1	3	4
Steve Ott	2	1	3
Tyler Myers	1	2	3
Drew Stafford	0	3	3
Ville Leino	1	1	2
Mark Pysyk	1	0	1

Sabres Special Teams - Shorthanded

Player	G	A	Pts
Kevin Porter	1	1	2
Cody Hodgson	1	1	2
Steve Ott	0	2	2
Nathan Gerbe	1	0	1
Jochen Hecht	1	0	1
Thomas Vanek	1	0	1
Brian Flynn	1	0	1
Andrej Sekera	0	1	1
Mike Weber	0	1	1
Marcus Foligno	0	1	1



Sabres Individual Leaders

Category	Leaders
Points:	T. VANEK (41), C. HODGSON (34), T. ENNIS (31)
Goals:	T. VANEK (20), C. HODGSON (15), T. ENNIS (10)
Assists:	T. VANEK (21), T. ENNIS (21), C. HODGSON (19)
PP Goals:	T. VANEK (9), C. HODGSON (3), S. OTT (2)
SH Goals:	J. HECHT (1), T. VANEK (1), K. PORTER (1)
GW Goals:	S. OTT (3), C. EHRHOFF (2), T. VANEK (2)
3+ Goals:	T. VANEK (1)
PIM:	S. OTT (93), M. WEBER (70), J. SCOTT (69)
Shots:	D. STAFFORD (121), T. VANEK (119), C. HODGSON (114)
+/-:	J. HECHT (+6), C. EHRHOFF (+6), B. FLYNN (+6)

Sabres Individual Regular Season Goaltender Stats

Pos	#	Player	GP	GS	GA	W	L	OT	SO
G	30	Ryan Miller	40	39	108	17	17	5	0
G	1	Jhonas Enroth	12	9	27	4	4	1	1



1970

Player	RD.	NO.	POS.	AMATEUR TEAM
Perreault, Gilbert	1	1	C	Montreal Jr. Canadiens
Deadmarsh, Butch	2	15	LW	Brandon Wheat Kings
Cuddie, Steve	3	29	D	Toronto Marlboros
Wyrozub, Randy	4	43	C	Edmonton Oil Kings
Morton, Mike	5	57	F	Shawinigan Bruins
Keeler, Tim	6	71	D	Niagara Falls Flyers
Regan, Tim	7	84	G	Boston University
Rombough, Doug	8	97	C	St. Catharines Black Hawks
Nadeau, Luc	9	107	C	Drummondville Rangers

1971

Player	RD.	NO.	POS.	AMATEUR TEAM
Martin, Richard	1	5	LW	Montreal Jr. Canadiens
Ramsay, Craig	2	19	LW	Peterborough TPT's
Hajt, Bill	3	33	D	Saskatoon Blades
Richer, Robert	4	47	C	Three Rivers Dukes
Warr, Steve	5	61	D	Clarkson University
Duguay, Pierre	6	75	C	Quebec Remparts

1972

Player	RD.	NO.	POS.	AMATEUR TEAM
Schoenfeld, Jim	1	5	D	Niagara Falls Flyers
Carriere, Larry	2	25	D	Loyola Univ. (Montreal)
McMasters, Jim	3	37	D	Calgary Centennials
Campeau, Richard	4	53	D	Sorel Black Hawks
Gratton, Gilles	5	69	G	Oshawa Generals
McNab, Peter	6	85	RW	University of Denver

1973

Player	RD.	NO.	POS.	AMATEUR TEAM
Titanic, Morris	1	12	LW	Sudbury Wolves
Landry, Jean	2	28	D	Quebec Remparts
Deschamps, Andre	3	44	LW	Quebec Remparts
Dupuis, Yvon	4	60	LW	Quebec Remparts
Smulders, Bob	5	76	RW	Peterborough TPT's
Korzack, Neil	6	92	RW	Peterborough TPT's
Young, Bob	7	108	D	University of Denver
O'Connell, Tim	8	124	RW	University of Vermont

1974

Player	RD.	NO.	POS.	AMATEUR TEAM
Fogolin, Lee	1	11	D	Oshawa Generals
Gare, Danny	2	29	RW	Calgary Centennials
Deziel, Michel	3	47	LW	Sorel Black Hawks
McIntosh, Paul	4	65	D	Peterborough TPT's
Lariviere, Gary	5	83	D	St. Catharines Black Hawks
Given, David	6	101	D	Brown University
Noreau, Bernard	7	119	RW	Laval National
Constantin, Charles	8	136	LW	Quebec Remparts
Jodzio, Rick	9	153	LW	Hamilton Red Wings
Smith, Derek	10	168	C	Ottawa 67's
Tsujimoto, Taro	11	183	C	Tokyo Katanas
Geoffrion, Bob	12	196	LW	Cornwall Royals



1975

Player	RD.	NO.	POS.	AMATEUR TEAM
Sauve, Bob	1	17	G	Laval National
Breitenbach, Ken	2	35	D	St. Catharines Black Hawks
Martin, Terry	3	44	LW	London Knights
McAdam, Gary	3	53	RW	St. Catharines Black Hawks
Neeld, Greg	4	71	D	Calgary Centennials
Edwards, Don	5	89	G	Kitchener Rangers
Minor, Jim	6	107	LW	Regina Pats
Rowe, Grant	7	125	D	Ottawa 67's
Tidey, Alex	8	143	RW	Lethbridge Broncos
Whitby, Andy	9	159	RW	Oshawa Generals
Moher, Len	10	174	G	University of Notre Dame

1976

Player	RD.	NO.	POS.	AMATEUR TEAM
Kowal, Joe	2	33	LW	Hamilton Fincups
Maze, Henry	4	69	LW	Edmonton Oil Kings
Roscoe, Ron	5	87	D	Hamilton Fincups
Lemieux, Don	6	105	D	Three Rivers Draveurs

1977

Player	RD.	NO.	POS.	AMATEUR TEAM
Seiling, Ric	1	14	RW	St. Catharines Fincups
Areschenkoff, Ron	2	32	C	Medicine Hat Tigers
Stewart, Bill	4	68	D	Niagara Falls Flyers
Sirois, Richard	5	86	G	Laval National
Ramsey, Wayne	6	104	D	Brandon Wheat Kings

1978

Player	RD.	NO.	POS.	AMATEUR TEAM
Playfair, Larry	1	13	D	Portland Winter Hawks
McKegney, Tony	2	32	LW	Kingston Canadiens
McClanahan, Rob	3	49	LW	University of Minnesota
Gazdic, Mike	4	66	D	Sudbury Wolves
Ireland, Randy	5	82	G	Portland Winter Hawks
McGregor, Cam	6	99	LW	Cornwall Royals
Eastman, Dan	7	116	C	London Knights
Stroebe, Eric	8	133	C	University of Minnesota
O'Sullivan, Eugene	9	150	C	Calgary Wranglers

1979

Player	RD.	NO.	POS.	AMATEUR TEAM
Ramsey, Mike	1	11	D	University of Minnesota
Ruff, Lindy	2	32	D	Lethbridge Broncos
Robinson, Mark	3	53	D	Victoria Cougars
Cloutier, Jacques	3	55	G	Three Rivers Draveurs
Hamel, Gilles	4	74	LW	Laval National
Haworth, Alan	5	95	C	Sherbrooke Beavers
Knickle, Rick	6	116	G	Brandon Wheat Kings

1980

Player	RD.	NO.	POS.	AMATEUR TEAM
Patrick, Steve	1	20	RW	Brandon Wheat Kings
Moller, Mike	2	41	RW	Lethbridge Broncos
McKenna, Sean	3	56	RW	Sherbrooke Beavers
North, Jay	3	62	C	Jefferson (Minn.) H.S.
Wiemer, Jim	4	83	D	Peterborough Petes
Rueter, Dirk	5	104	D	Sault St. Marie Greyhounds
Naud, Daniel	6	125	D	Sorel Black Hawks
Paavola, Jari	7	146	G	T.P.S. (Finland)

1980 *continued*

Player	RD.	NO.	POS.	AMATEUR TEAM
Cunneynworth, Randy	8	167	C	Ottawa 67's
Beckon, Dave	9	188	C	Peterborough Petes
Bader, John	10	209	LW	Irondale (Minn.) H.S.

1981

Player	RD.	NO.	POS.	AMATEUR TEAM
Dudacek, Jiri	1	17	RW	Czechoslovakia
Virta, Hannu	2	38	D	T.P.S. (Finland)
Aldred, Jim	3	59	LW	Kingston Canadiens
Chisholm, Colin	3	60	D	Calgary Wranglers
Eatough, Jeff	4	80	RW	Cornwall Royals
Wikberg, Anders	4	83	LW	Timra (Sweden)
Eivola, Mauri	5	101	C	T.P.S. (Finland)
Butorac, Ali	6	122	D	Ottawa 67's
Leime, Heikki	7	143	D	T.P.S. (Finland)
Orlando, Gates	8	164	C	Providence College
Sebek, Venci	9	185	D	Niagara Falls Flyers
Harper, Warren	10	206	RW	Prince Albert

1982

Player	RD.	NO.	POS.	AMATEUR TEAM
Housley, Phil	1	6	D	South St. Paul (Minn.) H.S.
Cyr, Paul	1	9	LW	Victoria Cougars
Andreychuk, Dave	1	16	C	Oshawa Generals
Anderson, Mike	2	26	C	North St. Paul (Minn.) H.S.
Johansson, Jens	2	30	D	Pitea (Sweden)
Jutila, Timo	4	68	D	Tappara (Finland)
Hamilton, Jeff	4	79	C	Providence College
Logan, Bob	5	100	RW	West Island
Parker, Jeff	6	111	C	Mariner (Minn.) H.S.
Gustavsson, Jacob	6	121	G	Almtuna (Sweden)
Bishop, Alan	7	142	D	Niagara Falls Flyers
Verret, Claude	8	163	C	Three Rivers Draveurs
Norman, Rob	9	184	RW	Cornwall Royals
Craig, Mike	10	205	G	Billings Bighorns
Plankers, Jim	11	226	D	Cloquet (Minn.) H.S.

1983

Player	RD.	NO.	POS.	AMATEUR TEAM
Barrasso, Tom	1	5	G	Acton-Boxborough H.S.
Lacombe, Normand	1	10	RW	Univ. of New Hampshire
Creighton, Adam	1	11	C	Ottawa 67's
Tucker, John	2	31	C	Kitchener Rangers
Hajdu, Richard	2	34	LW	Kamloops Jr. Oilers
Puppa, Daren	4	74	G	Kirkland Lake Intermediates
Meyer, Jayson	5	94	D	Regina Pats
Hofford, James	6	114	D	Windsor Spitfires
Ruuttu, Christian	7	134	C	IFK, Helsinki (Finland)
McSween, Don	8	154	D	Redford (Mich.) Royals
Hoover, Tim	9	174	D	Sault St. Marie Greyhounds
Ferner, Mark	10	194	D	Kamloops Blazers
Krupp, Uwe	11	214	D	Kolner (West Germany)
Hamelin, Marc	12	234	G	Shawinigan Cataracts
Salfi, Kermit	12	235	LW	Northwood Prep H.S.



1984

Player	RD.	NO.	POS.	AMATEUR TEAM
Andersson, Mikael	1	18	LW	Vastra Frolunda (Sweden)
Trapp, Doug	2	39	LW	Regina Pats
Sheppard, Ray	3	60	RW	Cornwall Royals
Halkidis, Bob	4	81	D	London Knights
Rampton, Joey	5	102	LW	Sault Ste. Marie Greyhounds
Gasseau, James	6	123	D	Drummondville
Wakaluk, Darcy	7	144	G	Kelowna Wings
Stambert, Orwar	8	165	D	Djurgardens (Sweden)
McKinnon, Brian	10	207	C	Ottawa 67's
Delcourt, Grant	11	228	RW	Kelowna Wings
Baker, Sean	12	249	LW	Seattle Breakers

1985

Player	RD.	NO.	POS.	AMATEUR TEAM
Andersson, Mikael	1	18	LW	Vastra Frolunda (Sweden)
Johansson, Calle	1	14	D	Vastra Frolunda (Sweden)
Hogue, Benoit	2	35	C	St. Jean Beavers
Gretzky, Keith	3	56	C	Windsor Compuware Spitfires
Moylan, Dave	4	77	D	Sudbury Wolves
Priestlay, Ken	5	98	C	Victoria Cougars
Reekie, Joe	6	119	D	Cornwall Royals
Matikainen, Petri	7	140	D	Sapko (Finland)
Kaese, Trent	8	161	RW	Lethbridge Broncos
Sejba, Jiri	9	182	LW	Dukla Jihlava (Czech.)
Sutton, Boyd	10	203	C	Stratford Jr. B
Larose, Guy	11	224	C	Guelph Platers
Baumgartner, Ken	12	245	D	Prince Albert Raiders

1986

Player	RD.	NO.	POS.	AMATEUR TEAM
Anderson, Shawn	1	5	D	Team Canada
Brown, Greg	2	26	D	St. Marks H.S.
Corkum, Bob	3	47	RW	University of Maine
Kerr, Kevin	3	56	RW	Windsor Compuware Spitfires
Baseggio, David	4	68	D	Yale University
Rooney, Larry	5	89	D	Thayer
Baldris, Miguel	6	110	D	Shawinigan Cataracts
Hartman, Mike	7	131	RW	North Bay Centennials
Guay, Francois	8	152	LW	Laval Titans
Whitham, Shawn	9	173	D	Providence College
Rein, Kenton	10	194	G	Prince Albert Raiders
Arndt, Troy	11	215	D	Portland Winter Hawks
Capello, Jeff	S1	5	LW	University of Vermont
Cullen, John	S2	10	C	Boston University

1987

Player	RD.	NO.	POS.	AMATEUR TEAM
Anderson, Shawn	1	5	D	Team Canada
Turgeon, Pierre	1	1	C	Granby Bisons
Miller, Brad	2	22	D	Regina Pats
MacVicar, Andrew	3	53	LW	Peterborough Petes
Bradley, John	4	84	G	New Hampton H.S.
Pergola, David	5	85	RW	Belmont Hill H.S.
Marshall, Chris	6	106	LW	Boston College H.S.
Flanigan, Paul	7	127	D	New Hampton H.S.
Dooley, Sean	8	148	D	Groton
Roberts, Tim	8	153	C	Deerfield Academy
Tkachuk, Grant	9	169	LW	Saskatoon Blades

1987 *continued*

Player	RD.	NO.	POS.	AMATEUR TEAM
Herbers, Ian	10	190	D	Swift Current Broncos
Littman, David	11	211	G	Boston College
MacIassac, Allan	12	232	LW	Guelph Platers
Snuggerud, Dave	S1	1	LW	University of Minnesota
de Carle, Mike	S2	6	RW	Lake Superior St.

1988

Player	RD.	NO.	POS.	AMATEUR TEAM
Savage, Joel	1	13	RW	Victoria Cougars
Loewen, Darcy	3	55	LW	Spokane Chiefs
Carney, Keith	4	76	D	Mt. St. Charles H.S.
Mogilny, Alexander	5	89	RW	ZSKA Moscow
Ray, Rob	5	97	LW	Cornwall Royals
Di Vita, David	6	106	D	Lake Superior State
McLaughlin, Mike	6	118	LW	Choate
Griffith, Mike	7	139	RW	Ottawa 67's
Ruoho, Daniel	8	160	D	Madison Memorial H.S.
Flaherty, Wade	9	181	G	Victoria Cougars
Nieman, Thomas	11	223	RW	Choate
Wallwork, Robert	12	244	C	Miami (Ohio) University
Davies, Clarke	S3	18	D	Ferris State University

1989

Player	RD.	NO.	POS.	AMATEUR TEAM
Haller, Kevin	1	14	D	Regina Pats
Thomas, Scott	3	56	RW	Nichols (N.Y.) H.S.
MacDonald, Doug	4	77	C	University of Wisconsin
Sutton, Ken	5	98	D	Saskatoon Blades
Pye, Bill	6	107	G	Northern Michigan University
Barkley, Mike	6	119	RW	University of Maine
Plante, Derek	8	161	C	Cloquet (Minn.) H.S.
Audette, Donald	9	183	RW	Laval Titans
Astley, Mark	10	194	D	Lake Superior State
Nelson, John	10	203	C	Toronto Marlboros
Henderson, Todd	11	224	G	Thunder Bay
Bavis, Michael	12	245	RW	Cushing Academy
Boyce, Ian	S3	19	LW	University of Vermont

1990

Player	RD.	NO.	POS.	AMATEUR TEAM
Haller, Kevin	1	14	D	Regina Pats
May, Brad	1	14	LW	Niagara Falls Thunder
McCarthy, Brian	4	82	C	Pingree H.S. (Mass.)
Smehlik, Richard	5	97	D	Vitkovice (Czech.)
Bojcun, Todd	5	100	G	Peterborough (OHL)
Pascall, Brad	5	103	D	University of North Dakota
Gordiouk, Viktor	7	142	LW	Krylja Sovetov
Nedoma, Milan	8	166	D	Zetor Brno (Czech.)
Winch, Jason	9	187	LW	Niagara Falls Thunder
Naud, Sylvain	10	208	RW	Laval Titans
Martin, Kenneth	11	229	LW	Belmont Hill (Mass.) H.S.
Rubachuk, Brad	12	250	C	Lethbridge Hurricanes
McFarlane, Shane	S3	24	C	University of North Dakota



1991

Player	RD.	NO.	POS.	AMATEUR TEAM
Boucher, Philippe	1	13	D	Granby Bisons
Dawe, Jason	2	35	LW	Peterborough Petes
Young, Jason	3	57	LW	Sudbury Wolves
Ambroziak, Peter	4	72	LW	Ottawa 67's
Shields, Steve	5	101	G	Univ. of Michigan
O'Donnell, Sean	6	123	D	Sudbury Wolves
Holzinger, Brian	6	124	C	Detroit Red Wings Jr. A
Snell, Chris	7	145	D	Ottawa 67's
Kuntos, Jiri	8	162	D	Jihlava (Czech.)
Iob, Tony	9	189	LW	Sault St. Marie Greyhounds
Meany, Spencer	10	211	RW	St. Lawrence University
Volkov, Mihail	11	233	RW	Krylja (U.S.S.R.)
Smith, Mike	12	255	D	Lake Superior State
Steer, Jamie	S3	19	RW	Michigan Tech

1992

Player	RD.	NO.	POS.	AMATEUR TEAM
Cooper, David	1	11	D	Medicine Hat (WHL)
Cierny, Jozef	2	35	LW	Zvolen (Czech)
Steiner, Ondrej	3	59	C	Plzen (Czech)
Melanson, Dean	4	80	D	St. Hyacinthe (QMJHL)
Barnaby, Matthew	4	83	LW	Beauport (QMJHL)
Ketterer, Markus	5	107	G	Jokerit (Finland)
Khmylev, Yuri	5	108	LW	Krylja (CIS)
Rushforth, Paul	6	131	C	North Bay (OHL)
Tiltgen, Dean	8	179	C	Tri-City (WHL)
Simon, Todd	9	203	C	Niagara Falls (OHL)
Kowalsky, Rick	10	227	RW	Sault St. Marie (OHL)
Clancy, Chris	11	251	LW	Cornwall (OHL)

1993

Player	RD.	NO.	POS.	AMATEUR TEAM
Philpott, Ethan	3	64	RW	Phillips Andover Academy
Safarik, Richard	5	116	LW	Nitra (EUR)
Pozzo, Kevin	6	142	D	Moose Jaw (WHL)
Petrenko, Sergei	7	168	LW	Dynamo Moscow (CIS)
Barrie, Mike	8	194	C	Victoria (WHL)
Moore, Barrie	9	220	LW	Sudbury (OHL)
Davis, Chris	10	246	G	Calgary Royals (Tier 2)
Nichol, Scott	11	272	C	Portland (WHL)

1994

Player	RD.	NO.	POS.	AMATEUR TEAM
Primeau, Wayne	1	17	C	Owen Sound (OHL)
Brown, Curtis	2	43	C	Moose Jaw (WHL)
Ndur, Rumun	3	69	D	Guelph (OHL)
Klimentiev, Sergei	5	121	D	Medicine Hat (WHL)
Benazic, Cal	6	147	D	Medicine Hat (WHL)
Plouffe, Steve	7	168	G	Granby (QMJHL)
Hnidy, Shane	7	173	D	Prince Albert (WHL)
Webb, Steve	7	176	RW	Peterborough (OHL)
Westerby, Bob	8	199	LW	Kamloops (WHL)
Millar, Craig	9	225	D	Swift Current (WHL)
Polak, Mark	10	251	C	Medicine Hat (WHL)
Wright, Shayne	11	277	D	Owen Sound (OHL)



1995

Player	RD.	NO.	POS.	AMATEUR TEAM
McKee, Jay	1	14	D	Niagara Falls (OHL)
Biron, Martin	1	16	G	Beauport (QMJHL)
Dutiaume, Mark	2	42	LW	Brandon (WHL)
Sunderland, Mathieu	3	68	RW	Drummondville (QMJHL)
Davidson, Matt	4	94	RW	Portland (WHL)
Menhart, Marian	5	111	D	Litvinov (Czech)
Popp, Kevin	5	119	D	Seattle (WHL)
Bienvenue, Daniel	5	123	LW	Val d'Or (QMJHL)
Scott, Brian	7	172	C	Kitchener (OHL)
Zanutto, Mike	8	198	C	Oshawa (OHL)
Skrlac, Rob	9	224	LW	Kamloops (WHL)

1996

Player	RD.	NO.	POS.	AMATEUR TEAM
Rasmussen, Erik	1	7	C/LW	University of Minnesota
Sarich, Cory	2	27	D	Saskatoon (WHL)
Van Oene, Darren	2	33	LW	Brandon (WHL)
Methot, Francois	3	54	C	St-Hyacinthe (QMJHL)
Walsh, Kurt	4	87	RW	Owen Sound (OHL)
Martone, Mike	4	106	D	Peterborough (OHL)
Tezikov, Alexei	5	115	D	Lada Togliatti (Russia)
Davis, Ryan	6	142	RW	Owen Sound (OHL)
Mortier, Darren	6	161	C	Sarnia (OHL)
Buhler, Scott	9	222	G	Medicine Hat (WHL)

1997

Player	RD.	NO.	POS.	AMATEUR TEAM
Noronen, Mika	1	21	G	Tappara (Finland)
Tallinder, Henrik	2	48	D	AIK (Sweden)
Afinogenov, Maxim	3	69	RW	Dynamo (Russia)
Martin, Jeff	3	75	C	Windsor (OHL)
Theoret, Luc	4	101	D	Lethbridge (WHL)
DiRoberto, Torrey	5	128	C	Seattle (WHL)
Campbell, Brian	6	156	D	Ottawa (OHL)
Adduono, Jeremy	7	184	RW	Sudbury (OHL)
Piros, Kamil	8	212	C	Litvinov (Czech)
Kemp, Dylan	9	238	D	Lethbridge (WHL)

1998

Player	RD.	NO.	POS.	AMATEUR TEAM
Kalinin, Dimitri	1	18	D	Traktor (Russia)
Peters, Andrew	2	34	LW	Oshawa (OHL)
Milley, Norman	2	47	RW	Sudbury (OHL)
Kristek, Jaroslav	2	50	RW	ZPS Zlin (Czech)
Pandolfo, Mike	3	77	LW	St. Sebastien's
Goldade, Aaron	5	137	C	Brandon (WHL)
Kotalik, Ales	6	164	RW	HC Ceske Budejovice (Czech)
Moran, Brad	7	191	C	Calgary (WHL)
Moravec, David	8	218	RW	HC Vitkovice (Czech)
Terglav, Edo	9	249	RW	Baie-Comeau (QMJHL)

1999

Player	RD.	NO.	POS.	AMATEUR TEAM
Heisten, Barrett	1	20	LW	University of Maine
Bartovic, Milan	2	35	RW	Trencin (Slovakia)
Janik, Doug	2	55	D	University of Maine
Zigomanis, Michael	2	64	C	Kingston (OHL)
Preston, Tim	3	73	LW	Seattle (WHL)

1999 *continued*

Player	RD.	NO.	POS.	AMATEUR TEAM
Mosovsky, Karel	4	117	LW	Regina (WHL)
Miller, Ryan	5	138	G	Soo (NAHL)
Kinch, Matthew	5	146	D	Calgary (WHL)
Hyacinthe, Seneque	6	178	LW	Val D'Or (QMJHL)
Dececco, Bret	7	206	RW	Seattle (WHL)
Self, Brad	8	235	C	Peterborough (OHL)
Brunel, Craig	9	263	RW	Prince Albert (WHL)

2000

Player	RD.	NO.	POS.	AMATEUR TEAM
Kriukov, Artem	1	15	C	Yaroslavl (Russia)
Decaire, Gerard	2	48	D	Seattle (WHL)
Rousseau, Ghyslain	4	111	G	Baie-Comeau (QMJHL)
Denisov, Denis	5	149	D	HC Moscow (Russia)
Bizyayev, Vasily	7	213	F	CSKA Jr. (Russia)
Gaustad, Paul	7	220	C/LW	Portland (WHL)
McMorrow, Sean	8	258	D	Kitchener (OHL)
Courtney, Ryan	9	277	LW	Windsor (OHL)

2001

Player	RD.	NO.	POS.	AMATEUR TEAM
Novotny, Jiri	1	22	C	Budejovice (Czech)
Roy, Derek	2	32	C	Kitchener (OHL)
Thorburn, Chris	2	50	C	North Bay (OHL)
Pominville, Jason	2	55	RW	Shawinigan (QMJHL)
Vondrka, Michal	5	155	LW	Budejovice (Czech)
Aslund, Calle	8	234	D	Huddinge (Sweden)
Dubec, Marek	8	247	D	Vsetin (Slovakia)
Jorde, Ryan	9	279	D	Tri-City (WHL)

2002

Player	RD.	NO.	POS.	AMATEUR TEAM
Ballard, Keith	1	11	D	University of Minnesota
Paille, Daniel	1	20	LW	Guelph (OHL)
Tessier, Michael	3	76	LW	Acadie-Bathurst (QMJHL)
Adams, John	3	82	D	Boston College
Hulva, Jakub	4	108	F	Citkovice (Czech)
Magers, Marty	4	121	G	Omaha (USHL)
Sheviev, Maxim	6	178	C	Elemash Elektorstal (Russia)
Hecl, Radoslav	7	208	D	Bratislava (Slovakia)
Wideman, Dennis	8	241	D	London (OHL)
Cizek, Martin	9	271	D	HC Slavia Praha (Czech)

2003

Player	RD.	NO.	POS.	AMATEUR TEAM
Vanek, Thomas	1	5	LW	University of Minnesota
Fabry, Branislav	2	65	RW	Bratislava Jr. (Slovakia)
MacArthur, Clarke	3	74	LW	Medicine Hat (WHL)
Hejda, Jan	4	106	D	HC Slavia Praha (Czech)
Ezhov, Denis	4	114	D	Togliatti (Russia)
Morrow, Thomas	5	150	D	Des Moines (USHL)
Voroshinin, Pavel	6	172	D	Mississauga (OHL)
Paetsch, Nathan	7	202	D	Moose Jaw (WHL)
Weber, Jeff	8	235	G	Plymouth (OHL)
Martin, Louis-Phillippe	9	266	RW	Baie-Comeau (QMJHL)



2004

Player	RD.	NO.	POS.	AMATEUR TEAM
Stafford, Drew	1	13	RW	University of North Dakota
Funk, Michael	2	43	D	Portland (WHL)
Sekera, Andrej	3	71	D	Trencin Jr. (Slovakia)
Valent, Michal	5	145	G	Martin Jr. (Slovakia)
Kaleta, Patrick	6	176	RW	Peterborough (OHL)
Mancari, Mark	7	207	RW	Ottawa (OHL)
Card, Mike	8	241	D	Kelowna (WHL)
Hunter, Dylan	9	273	LW	London (OHL)

2005

Player	RD.	NO.	POS.	AMATEUR TEAM
Zagrapan, Marek	1	13	C	Chicoutimi (QMJHL)
Gogulla, Philippe	2	48	LW	Koln (Germany)
Gragnani, Marc-Andre	3	87	D	PEI (QMJHL)
Butler, Chris	4	96	D	Sioux City (USHL)
Gerbe, Nathan	5	142	C	US Under-18 (USDL)
Dennis, Adam	6	182	G	London (OHL)
Buravchikov, Vyacheslav	6	191	D	Kryja (Russia)
Generous, Matt	7	208	D	N.E. Jr. Falcons (EJHL)
Orpik, Andrew	7	227	D	Thayer Academy (USHSE)

2006

Player	RD.	NO.	POS.	AMATEUR TEAM
Persson, Dennis	1	24	D	Vasteras Jr. (Sweden)
Enroth, Jhonas	2	46	G	Sodertalje (Sweden)
Weber, Mike	2	57	D	Windsor (OHL)
Schutz, Felix	4	117	C	Saint John (QMJHL)
Biega, Alex	5	147	D	Salisbury (USHS)
Breault, Benjamin	7	207	C	Baie Comeau (QMJHL)

2007

Player	RD.	NO.	POS.	AMATEUR TEAM
Brennan, T.J.	2	31	D	St. John's (QMJHL)
Schiestel, Drew	2	59	D	Mississauga (OHL)
Tropp, Corey	3	89	F	Sioux Falls (USHL)
Eidsness, Bradley	5	139	G	Okotoks (AJHL)
Allard, Jean-Simon	5	147	C	St. John's (QMJHL)
Byron, Paul	6	179	C	Gatineau (QMJHL)
Eno, Nick	7	187	G	Green Mountain (EJHL)
MacKenzie, Drew	7	209	D	The Taft School (USHS)

2008

Player	RD.	NO.	POS.	AMATEUR TEAM
Myers, Tyler	1	12	D	Kelowna (WHL)
Ennis, Tyler	1	26	LW	Medicine Hat (WHL)
Adam, Luke	2	44	LW	St. John's (WHL)
Fienhage, Cory	3	81	D	Eastview (USHS)
Jokinen, Justin	4	101	RW	Cloquet (USHS)
Southorn, Jordon	4	104	D	PEI (QMJHL)
Lagace, Jacob	5	134	LW	Chicoutimi (QMJHL)
Crawford, Nick	6	164	D	Saginaw (OHL)



2009

Player	RD.	NO.	POS.	AMATEUR TEAM
Kassian, Zack	1	13	RW	Peterborough (OHL)
McNabb, Brayden	3	66	D	Kootenay (WHL)
Foligno, Marcus	4	104	LW	Sudbury (OHL)
Adams, Mark	5	134	D	Malden Catholic (USHS)
Knapp, Connor	6	164	G	Miami (CCHA)
Legault, Maxime	7	194	RW	Shawinigan (QMJHL)

2010

Player	RD.	NO.	POS.	AMATEUR TEAM
Pysyk, Mark	1	23	D	Edmonton (WHL)
Gauthier-Leduc, Jerome	3	68	D	Rouyn-Noranda (QMJHL)
Sundher, Kevin	3	75	C	Chilliwack (WHL)
MacKenzie, Matt	3	83	D	Calgary (WHL)
Shiple, Steven	4	98	C	Owen Sound (OHL)
Sutch, Gregg	5	143	RW	Mississauga (OHL)
Henley, Cedrick	6	173	LW	Val d'Or (QMJHL)
Isackson, Christian	7	203	RW	St. Thomas (USHS)
Boychuk, Riley	7	208	LW	Portland (WHL)

2011

Player	RD.	NO.	POS.	AMATEUR TEAM
Armia, Joel	1	16	LW	Assat (SM-liiga)
Catenacci, Daniel	3	77	C	Sault Ste. Marie (OHL)
Jacobs, Colin	4	107	C	Seattle (WHL)
Lepkowski, Alex	5	137	D	Barrie (OHL)
Lieuwen, Nathan	6	167	G	Kootenay (WHL)
Navin, Brad	7	197	C	Waupaca (USHS)

2012

Player	RD.	NO.	POS.	AMATEUR TEAM
Grigorenko, Mikhail	1	12	C	Quebec (QMJHL)
Girgensons, Zemgus	1	14	C	Dubuque (USHL)
McCabe, Jake	2	44	D	Wisconsin (WCHA)
Kea, Justin	3	73	C	Saginaw (OHL)
Nelson, Logan	5	133	C	Victoria (WHL)
Ullmark, Linus	6	163	G	Modo Jr. (SWE-Jr.)
Austin, Brady	7	193	D	Belleville (OHL)
Peterson, Judd	7	204	C/RW	Duluth Marshall (USHS)

2013

Player	RD.	NO.	POS.	AMATEUR TEAM
Ristolainen, Rasmus	1	8	D	TPS (SM-liiga)
Zadorov, Nikita	1	16	D	London (OHL)
Compher, J.T.	2	35	LW	US Under-18 (USHL)
Hurley, Connor	2	38	C	Edina (USHS)
Bailey, Justin	2	52	RW	Kitchener (OHL)
Baptiste, Nicholas	3	69	RW	Sudbury (OHL)
Petersen, Cal	5	129	G	Waterloo (USHL)
Possler, Gustav	5	130	RW	MODO Jr. (SWE-Jr.)
Florentino, Anthony	5	143	D	South Kent (USHS)
Malone, Sean	6	159	C	US Under-18 (USHL)
Locke, Eric	7	189	C	Saginaw (OHL)



Buffalo Sabres

HISTORY OF AFFILIATION



AMERKS.com

Rochester Americans - Established 1956

After three seasons with the Portland Pirates, the Buffalo Sabres renewed their affiliation with the Rochester Americans before the 2011-12 season. The 2012-13 season will mark the 31st season of affiliation between the Sabres and Amerks, one of the longest relationships between an NHL team and its AHL affiliate.

The Amerks are entering their 56th season in the American Hockey League and the team will once again be an essential pipeline for future Sabres stars. The current Sabres roster is filled with nine former Amerks, including Ryan Miller, Thomas Vanek, Jason Pominville and Drew Stafford.

It was during the 1979-80 campaign that the two organizations first formed a professional hockey partnership. Billy Inglis was the first head coach of the Amerks during the affiliation. Future coaches would include Mike Keenan, Joe Crozier, Jim Schoenfeld, Don Lever, John Van Boxmeer, John Tortorella, Brian McCutcheon and Randy Cunneynworth. Both Keenan (New York Rangers, 1994) and Tortorella (Tampa Bay Lightning, 2004) went on to coach NHL teams to Stanley Cup victories.

In 30 years of affiliation, the Amerks have compiled a record of 1,173-958-248-17 in 2,396 regular season games and captured nine regular season titles. During that period, the Amerks have captured three Calder Cup Championships (1983, 1987 and 1996) and have advanced to the Calder Cup Finals six times.



The Sabres and Pirates enjoyed a successful three-year affiliation (2008-09—2010-11), with the Pirates compiling a 131-79-16-13 overall record and a 1st place finish in the Atlantic Division in 2010-11. During the three-year span, three Pirates players were named Dudley "Red" Garrett Memorial Award winners, an award given to the AHL's most outstanding rookie: Nathan Gerbe (2008-09), Tyler Ennis (2009-10) and Luke Adam (2010-11).

Besides the Sabres, the Amerks have been affiliated with the Montreal Canadiens, Toronto Maple Leafs, Boston Bruins, Vancouver Canucks and Florida Panthers.





AHL Affiliate of
the Buffalo Sabres



2013 ROCHESTER AMERICANS 2014

MEDIA INFORMATION



NHL Teams

Anaheim Ducks

Alex Gilchrist 714-940-2911
 agilchrist@mightyducks.com
 Steve Hoem 714-940-2909
 shoem@mightyducks.com
 Lauren O'Gorman 714-940-2890
 logorman@anaheimducks.com

Boston Bruins

Matt Chmura 617-624-1913
 mchmura@bostonbruins.com
 Eric Tosi 617-624-1935
 etosi@bostonbruins.com
 Heidi Holland 617-624-1909
 hholland@bostonbruins.com
 Erika Wentzell 617-624-1967
 ewentzell@bostonbruins.com

Buffalo Sabres

Michael Gilbert 716-855-4526
 michael.gilbert@sabres.com
 Chris Bandura 716-844-4515
 chris.bandura@sabres.com
 Ian Ott 716-855-4484
 ian.ott@sabres.com
 Marc Heintzman 716-855-4562
 marc.heintzman@sabres.com

Calgary Flames

Peter Hanlon 403-777-3684
 phanlon@calgaryflames.com
 Sean Kelso 403-777-1387
 skelso@calgaryflames.com
 Bernie Hargrave 403-777-3680
 bhargrave@calgaryflames.com

Carolina Hurricanes

Mike Sundheim 919-861-5477
 mikes@carolinahurricanes.com
 Kyle Hanlin 919-861-5429
 kyleh@carolinahurricanes.com
 Brian Verdi 919-861-7148
 brianv@carolinahurricanes.com

Chicago Blackhawks

Brandon Faber 312-455-7060
 bfaber@chicagoblackhawks.com
 Adam Rogowin 312-455-7025
 arogowin@chicagoblackhawks.com
 Rob Tillotson 312-455-7048
 rtillotson@chicagoblackhawks.com
 Meghan Bower 312-455-7924
 mbower@chicagoblackhawks.com

Colorado Avalanche

Jean Martineau 303-405-6005
 jmartineau@pepsicenter.com
 Brendan McNicholas 303-405-6010
 bmcnicholas@pepsicenter.com
 Ron Knabenbauer 303-405-6006
 rknabenbauer@pepsicenter.com
 Scott Ward 303-405-6030
 sward@pepsicenter.com

NHL Teams

Columbus Blue Jackets

Todd Sharrock 614-246-4157
 tsharrock@bluejackets.com
 Karen Davis 614-246-4310
 kdavis@bluejackets.com
 Richard Bowness 614-246-0288
 rbowness@bluejackets.com
 Marcus Stephenson 614-246-4369
 mstephenson@bluejackets.com

Dallas Stars

Tom Holy 214-387-5633
 tholy@dallasstars.com
 Joe Calvillo 214-387-5557
 jcalvillo@dallasstars.com
 Greg Ramirez 214-387-5562
 gramirez@dallasstars.com
 Ben Fromstein 214-387-5551
 bfromstein@dallasstars.com

Detroit Red Wings

John Hahn 313-396-7538
 john.hahn@hockeytown.com
 Todd Beam 313-396-7537
 todd.beam@hockeytown.com
 Kyle Kujawa 313-396-7518
 kyle.kujawa@hockeytown.com

Edmonton Oilers

J.J. Hebert 780-409-5859
 jhebert@edmontonoilers.com
 Patrick Garland 780-409-5856
 pgarland@edmontonoilers.com
 Shawn May 780-409-5858
 smay@edmontonoilers.com

Florida Panthers

Justin Copertino 954-835-7712
 copertinoj@sselive.com
 Matt Sacco 954-835-7713
 sacco@sselive.com
 Glenn Odebralski 954-835-7722
 odebralskig@sselive.com

Los Angeles Kings

Jeff Moeller 310-535-4544
 jmoeller@lakings.com
 Mike Kalinowski 310-535-4515
 mkalinowski@lakings.com
 Jeremy Zager 310-535-4433
 jzager@lakings.com

Minnesota Wild

Aaron Sickman 651-602-6009
 asickman@wild.com
 Ryan Stanzel 651-602-5736
 rstanzel@wild.com
 Deb Hanson 651-602-5729
 dhanson@wild.com
 Carly Peters 651-602-6034
 cpeters@wild.com

NHL Teams

Montreal Canadiens

Donald Beauchamp 514-989-2803
 dbeauchamp@canadiens.com
 Dominick Saillant 514-989-2760
 dsaillant@canadiens.com
 Carl Lavigne 514-989-2837
 clavigne@canadiens.com
 Francois Marchand 514-989-2746
 fmarchand@canadiens.com
 Sylvie Lambert 514-989-2829
 slambert@canadiens.com

Nashville Predators

Gerry Helper 615-770-2344
 ghelper@nashvillepredators.com
 Jessica Jones 615-770-2393
 jjones@nashvillepredators.com
 Kevin Wilson 615-770-2335
 kwilson@nashvillepredators.com

New Jersey Devils

Mike Levine 973-757-6110
 mlevine@newjerseydevils.com
 Pete Albietz 973-757-6118
 palbietz@newjerseydevils.com
 Dan Beam 973-757-6124
 dbeam@newjerseydevils.com

New York Islanders

Kimber Auerbach 516-501-6841
 kimber.auerbach@newyorkislanders.com
 Travis Betts 516-501-6735
 travis.betts@newyorkislanders.com
 Jesse Eisenberg 516-501-6761
 jesse.eisenberg@newyorkislanders.com
 Greg Picker 516-501-6868
 greg.picker@newyorkislanders.com

New York Rangers

John Rosasco 212-465-6498
 john.rosasco@thegarden.com
 Brendan McIntyre 212-465-5965
 brendan.mcintyre@thegarden.com
 Dino Ticinelli 212-465-6472
 dino.ticinelli@thegarden.com

Ottawa Senators

Brian Morris 613-599-0289
 morrisb@ottawasenators.com
 Chris Moore 613-599-0326
 moorec@ottawasenators.com
 Amanda Night 613-599-0261
 nigha@ottawasenators.com

Philadelphia Flyers

Zack Hill 215-389-9437
 zhill@comcast-spectacor.com
 Joe Siville 215-389-9493
 jsiville@comcast-spectacor.com
 Brian Smith 215-952-5780
 bsmith@comcast-spectacor.com



NHL Teams

Phoenix Coyotes

Richard Nairn 623-772-3249
rich.nairn@phoenixcoyotes.com
Chris Wojcik 623-772-3727
chris.wojcik@phoenixcoyotes.com
Greg Dillard 623-772-3306
greg.dillard@phoenixcoyotes.com

Pittsburgh Penguins

Jennifer Bullano 412-255-1777
jbullano@pittsburghpenguins.com
Jason Seidling 412-255-1804
eheasley@pittsburghpenguins.com
Ali Doyle 412-255-1809
adoyle@pittsburghpenguins.com

San Jose Sharks

Scott Emmert 408-999-5713
semmert@sharkssports.net
Ben Guerrero 408-999-5711
bguerrero@sharkssports.net
Ryan Stenn 408-999-5705
rstenn@sharkssports.net

St. Louis Blues

Mike Caruso 314-622-2577
mcaruso@stlblues.com
Dan O'Neill 314-622-5401
doneill@stlblues.com
Rich Jankowski 314-622-2522
rjankowski@stlblues.com

Tampa Bay Lightning

Bill Wickett 813-301-6875
bwickett@tampabaytimesforum.com
Trevor Van Knotsenburg 813-301-6826
tvkotsenburg@tampabaytimesforum.com
Brian Breseman 813-301-6871
bbreseman@tampabaytimesforum.com
Matt Sammon 813-301-6786
mzielinski@tampabaytimesforum.com

Toronto Maple Leafs

Pat Park 416-815-5761
ppark@torontomapleleafs.com
Craig Downey 416-815-5785
cdowney@torontomapleleafs.com
Aaron Gogishvili 416-815-5704
agogishvili@torontomapleleafs.com

NHL Teams

Vancouver Canucks

Chris Brumwell 604-899-4623
chris.brumwell@canucks.com
Ben Brown 604-899-4609
ben.brown@canucks.com
Stephanie Maniago 604-899-4622
smaniago@canucks.com
Jen Rollins 604-899-4620
jen.rollins@canucks.com

Washington Capitals

Sergey Kocharov 202-266-2356
skocharov@washcaps.com
Pace Sagester 202-266-2357
psagester@washcaps.com
Megan Eichenberg 202-266-2310
meichenberg@washcaps.com

Winnipeg Jets

Scott Brown 204-926-5570
sbrown@winnipegjets.com
Christina Caligiuri 204-926-5584
ccaligiuri@winnipegjets.com
Kalen Qually 204-926-5574
kqually@winnipegjets.com





AMERICAN HOCKEY LEAGUE

2013-14 PUBLIC RELATIONS CONTACT DIRECTORY



ABBOTSFORD HEAT 33800 King Road Abbotsford, BC V2S 8H8 Tel. 604-743-4328 Fax 604-743-5062 PR: Adam Fritz (604-743-5058) Brandon Astle (604-743-5090) Affiliation: Calgary Flames	ADIRONDACK PHANTOMS 1 Civic Center Plaza Glens Falls, NY 12801 Tel. 518-480-3355 Fax 518-480-3357 PR: Bob Rotruck Affiliation: Philadelphia Flyers	ALBANY DEVILS 51 South Pearl Street Albany, NY 12207 Tel. 518-433-8457 Fax 518-487-2222 PR: Kevin Zalaznik (x5225) Josh Heller Affiliation: New Jersey Devils	BINGHAMTON SENATORS Broome County Arena 1 Stuart Street, 3rd floor Binghamton, NY 13901 Tel. 607-722-7367 Fax 607-722-7424 PR: Joe Battaglini Affiliation: Ottawa Senators
BRIDGEPORT SOUND TIGERS 600 Main Street Bridgeport, CT 06604 Tel. 203-334-4625 Fax 203-335-1719 PR: Corey Hersch (203-345-4824) Affiliation: New York Islanders	CHARLOTTE CHECKERS 210 E. Trade Street, Suite E480 Charlotte, NC 28202 Tel. 704-342-4423 Fax 704-377-4595 PR: Mike Lappan (704-444-1875) Paul Branecky Affiliation: Carolina Hurricanes	CHICAGO WOLVES 2301 Ravine Way Glenview, IL 60025 Tel. 847-724-4625 Fax 847-724-1652 (PR 724-1362) PR: Lindsey Willhite (847-832-1964) Justin Skelnik (847-832-1965) Affiliation: St. Louis Blues	GRAND RAPIDS GRIFFINS 130 W. Fulton, Suite 111 Grand Rapids, MI 49503 Tel. 616-774-4585 Fax 616-336-5464 PR: Randy Cleves (616-988-0246) Alan Cross (616-988-0247) Affiliation: Detroit Red Wings
HAMILTON BULLDOGS 101 York Boulevard Hamilton, ON L8R 3L4 Tel. 905-529-8500 Fax 905-777-2360 (PR 777-2353) PR: Derek Wills (905-546-8172) Justin Dickie (905-546-8180) Affiliation: Montreal Canadiens	HARTFORD WOLF PACK One Civic Center Plaza Hartford, CT 06103 Tel. 860-249-6333 Fax 860-249-4226 PR: Bob Crawford (860-541-4791) Affiliation: New York Rangers	HERSHEY BEARS 550 West Hersheypark Drive Hershey, PA 17033 Tel. 717-534-3380 Fax 717-534-3383 PR: Scott Stuccio (717-534-8983) Affiliation: Washington Capitals	IOWA WILD Iowa Events Center 730 Third Street Des Moines, IA 50309 Tel. 515-564-8700 Fax 515-564-8001 PR: Josh Fisher (515-564-8712) Affiliation: Minnesota Wild
LAKE ERIE MONSTERS Quicken Loans Arena One Center Ice Cleveland, OH 44115-4001 Tel. 216-420-0000 Fax 216-420-2298 PR: Sarah Jamieson (216-420-2672) Affiliation: Colorado Avalanche	MANCHESTER MONARCHS 66 Hanover Street Manchester, NH 03101 Tel. 603-626-7825 Fax 603-626-7022 PR: Kim Mueller (x6105) Affiliation: Los Angeles Kings	MILWAUKEE ADMIRALS 1001 North Fourth Street Milwaukee, WI 53203 Tel. 414-227-0550 Fax 414-227-0568 PR: Charlie Larson (414-227-0807) Affiliation: Nashville Predators	NORFOLK ADMIRALS 201 E. Brambleton Avenue Norfolk, VA 23510 Tel. 757-640-1212 Fax 757-622-0552 PR: Alex Reed (x12) Affiliation: Anaheim Ducks
OKLAHOMA CITY BARONS 615 North Hudson Street, Suite 100 Oklahoma City, OK 73102 Tel. 405-232-4625 Fax 405-232-4622 PR: Josh Evans (x132) Affiliation: Edmonton Oilers	PORTLAND PIRATES 94 Free Street Portland, ME 04101 Tel. 207-828-4665 Fax 207-773-3278 PR: Chris Knoblock (x503) Affiliation: Phoenix Coyotes	PROVIDENCE BRUINS 1 LaSalle Square Providence, RI 02903 Tel. 401-273-5000 Fax 401-273-5004 PR: Kevin Boryczki (401-680-4702) Affiliation: Boston Bruins	ROCHESTER AMERICANS 1 War Memorial Square Rochester, NY 14614 Tel. 585-454-5335 Fax 585-454-3954 PR: Rob Crean (585-286-9927) Warren Kosel (585-286-9928) Affiliation: Buffalo Sabres
ROCKFORD ICEHOGS 300 Elm Street Rockford, IL 61101 Tel. 815-986-6465 Fax 815-963-0974 PR: Mike Peck (815-847-6375) Nate Haeni (815-847-6372) Affiliation: Chicago Blackhawks	SAN ANTONIO RAMPAGE One AT&T Center San Antonio, TX 78219 Tel. 210-444-5000 Fax 210-444-5003 (PR 444-5704) PR: Alex DiFilippo (210-444-5734) Dan Weiss (210-444-5878) Affiliation: Florida Panthers	SPRINGFIELD FALCONS 45 Falcons Way Springfield, MA 01103 Tel. 413-739-4625 Fax 413-739-3389 PR: Josh Tannenbaum Affiliation: Columbus Blue Jackets	ST. JOHN'S ICECAPS P.O. Box 1880, Station C St. John's, NL A1C 5R4 Tel. 709-576-2277 Fax 709-576-6546 PR: David Salter (709-576-2648) Chris Doyle (709-576-2753) Affiliation: Winnipeg Jets
SYRACUSE CRUNCH 800 South State Street Syracuse, NY 13202 Tel. 315-473-4444 Fax 315-473-4449 PR: Maggie Walters (x30) Dan D'Uva Affiliation: Tampa Bay Lightning	TEXAS STARS 2100 Avenue of the Stars Cedar Park, TX 78613 Tel. 512-467-8277 Fax 512-260-2590 PR: Owen Newkirk (512-600-5016) Affiliation: Dallas Stars	TORONTO MARLIES Ricoch Coliseum 100 Princes' Boulevard Toronto, ON M6K 3C3 Tel. 416-263-3900 Fax 416-263-3901 PR: Brad Lynn (416-263-3904) Ian Meagher (416-263-3922) Affiliation: Toronto Maple Leafs	UTICA COMETS 400 Oriskany Street W. Utica, NY 13502 Tel. 315-790-9070 Fax 315-507-3136 PR: Mark Caswell Brendan Burke Affiliation: Vancouver Canucks
W-B/SCRANTON PENGUINS 40 Coal Street Wilkes-Barre, PA 18702 Tel. 570-208-7367 Fax 570-208-5432 PR: Mike O'Brien (570-208-5421) Affiliation: Pittsburgh Penguins	WORCESTER SHARKS DCU Center 50 Foster St. Worcester, MA 01608 Tel. 508-929-0500 Fax 508-929-0510 PR: Eric Lindquist (508-929-0525) Affiliation: San Jose Sharks	AMERICAN HOCKEY LEAGUE One Monarch Place, Suite 2400 Springfield, MA 01144 Tel. 413-781-2030 Fax 413-733-4767 PR: Jason Chaimovitch (413-495-1027) Alyssa Dombrowski (413-495-1029)	



ECHL

Joe Babik
Director of Communications
jbabik@echl.com
(609) 452-0770, x-16 office
(609) 651-3483 cell

ECHL Teams

ALASKA ACES

Mike Benton
Director of Media Relations/Broadcaster
mike.benton@alaskaaces.com
(907) 258-2237 office
(907) 717-4958 cell

BAKERSFIELD CONDORS

Kevin Bartl
Vice President of Communications
kbartl@bakersfieldcondors.com
(661) 324-7825, x-203 office
(661) 340-7832 cell

CINCINNATI CYCLONES

Nick Brunner
Dir. Public Relations/Broadcasting/New Media
nbrunner@usbankarena.com
(513) 421-1342 office
(513) 402-2008 cell

COLORADO EAGLES

Kevin McGlue
Director of Media Relations/Broadcaster
kmcglue@coloradoeagles.com
(970) 686-7468 office
(970) 566-3280 cell

ELMIRA JACKALS

Ray Schmitt
Director of Broadcasting
ray@firstarena.com
(607) 734-7825, x-2215 office
(814) 248-0441 cell

EVANSVILLE ICEMEN

Derick Benigni
Director of Media Relations/Broadcasting
dbenigni@evansvilleicemen.com
(812) 421-4625

FLORIDA EVERBLADES

Paul Teeple
Manager of Public Relations and
Broadcasting pault@floridaeverblades.com
(239) 948-7825, x-1024 office
(330) 204-4993 cell

ECHL Teams

FORT WAYNE KOMETS

Chuck Bailey
Vice President of Communications
chuck@komets.com
(260) 483-0011 office
(260) 466-6802 cell

GREENVILLE ROAD WARRIORS

Andy Zilch
Media Relations Manager/Broadcaster
alex.zilch@greenvilleroadwarriors.com
(864) 250-4959 office
(314) 809-9949 cell

GWINNETT GLADIATORS

Dave Foley
Director of Broadcasting/Media Relations
dfoley@gwinnettgladiators.com
(770) 497-5102 office

IDAHO STEELHEADS

Will Hoenike
Director of Broadcast/Media Relations
whoenike@idahosteelheads.com
(208) 472-2119 office
(208) 850-0799 cell

KALAMAZOO WINGS

Mike Modugno
Director of Public Relations/Broadcaster
modugnohockey@aol.com
(269) 226-0384 office
(269) 271-2916 cell

LAS VEGAS WRANGLERS

Rachel Wright
Director of Media Relations
rwright@lasvegaswranglers.com
(702) 471-7825, x-237 office
(702) 768-7561 cell

ONTARIO REIGN

Laura Tolbirt
Director of Public Relations
ltolbirt@ontarioreign.com
(909) 941-7801 office
(909) 647-5272 cell

ORLANDO SOLAR BEARS

Bob Mills
Director of Public Relations and Broadcasting
bmills@orlandosolarbearshockey.com
(407) 951-8200 office
(317) 435-8376 cell

ECHL Teams

READING ROYALS

Mark Thompson
Broadcaster
mthompson@royalshockey.com
(610) 898-7215 office
(484) 400-3565 cell

SOUTH CAROLINA STINGRAYS

Joseph Zakrzewski
Media Specialist/Broadcaster
jzakrzewski@stingrayshockey.com
(843) 744-2248, x-1203 office
(281) 844-3977 cell

STOCKTON THUNDER

Caleb Lamb
Broadcaster/Media Relations Manager
clamb@stocktonthunder.com
(209) 373-1520 office
(315) 414-6156 cell

TOLEDO WALLEYE

Andi Roman
Communications Director
aromantye@mudhens.com
(419) 725-9252 office
(419) 304-4805 cell

UTAH GRIZZLIES

Adrian Denny
VP, Communications/Broadcasting
adenny@utahgrizz.com
(801) 988-8017 office
(801) 835-8989 cell

WHEELING NAILERS

D.J. Abisalih
Director of Broadcasting
djabisalih@wheelingnailers.com
(304) 234-4625 office
(207) 831-8805 cell





CHL

Central Hockey League

Bob Hoffman
(480) 949-8600 x2107
hoffman@centralhockeyleague.com

CHL Teams

Allen Americans

Tommy Daniels
(972) 912-1000 office
tommy@allenamericans.com

Arizona Sundogs

Ashley Stovall
(928) 759-6607
astovall@arizonasundogs.com

Denver Cutthroats

Miranda Moore
(905) 564-1684 x237
mmore@denvercutthroats.com

Brampton Beast

Evan Colborne
(303) 298-4835
ecolborne@bramptonbeast.com

Bonnie Chen

(905) 564-1694
bchen@bramptonbeast.com

Missouri Mavericks

Bob Rennisson (broadcaster)
(816) 252-7825
brennisson@missourimavericks.com

Samantha Watson

(816) 252-7825
samwatson@missourimavericks.com

CHL Teams

Quad City Mallards

Brian Lavelle (broadcaster)
(309) 277-1344
blavelle@myqcmallards.com

Rapid City Rush

Daniel Nieves (broadcaster)
(605) 716-7825
daniel@rapidcityrush.com

St. Charles Chill

Jason Troop (broadcaster)
(636) 724-7468
jtroop@stcharleschill.com

Tulsa Oilers

Rob Loeber (broadcaster)
(918) 632-7825
rob@tulsaoilers.com

Wichita Thunder

Jason Mals (broadcaster)
(316) 264-4625
jmals@wichitathunder.com

Wichita Thunder

Jason Mals (broadcaster)
(316) 264-4625
jmals@wichitathunder.com

Central Hockey League

Bob Hoffman
(480) 689-4131
hoffman@centralhockeyleague.com





Print

DEMOCRAT & CHRONICLE (Gannett Newspapers)

55 Exchange Boulevard
 Rochester, NY 14614-2003
 232-7100
www.democratandchronicle.com

Sports Desk: 258-2447
 Sports Fax: 258-2776
 News Fax: 258-2237
 Steve Bradley (Sports Editor) 258-2569
 Kevin Oklobzija 258-2277
 Leo Roth 258-2764

The Messenger Post

73 Buffalo Street
 Canandaigua, NY 14424-1085
 394-0770

Sports Desk: 1-800-724-2099
 Sports Fax: 394-4160
 Contact: Craig Potter

Batavia News

2 Apollo Drive
 PO BOX 870
 Batavia, NY 14020

Sports Desk: (716) 343-8000 ext. 131
 Sports Fax: (716) 345-1632

Home Team Sports Magazine

Email: publisher@hometeamsportsmagazine.com
 Phone: 750-4252
 Contact: Gary Sajdak

Sports and Leisure Magazine

469 Virginia Street
 Buffalo, NY 14202

Phone: (716) 876-2738
 Fax: (716) 874-8289

WNY All-Stars

90 Canal Street
 Suite 405
 Rochester, NY 14608

Phone: 414-2969
 Email: wnyallstars@rochester.rr.com
 Contacts: Lee Starr and Clyde LeFevre

Radio

WBEE 92.5-FM, WBZA 98.9-FM, WFKL 93.3-FM, WROC 950-AM

High Falls Studio
 70 Commercial Street
 Rochester, NY 14614

Phone: 423-2900
 Fax: 423-2947
 Contact: Steve Hausmann

WBER 90.5 FM

2596 Baird Road
 Penfield, NY 14526

Phone: 381-4353
 Fax: 419-8191
 Contact: Joe Juisto

WHAM 1180-AM, WHTK 1280-AM, 95.1-FM The Fox, The Drive 100.5-FM, Sunny 102-FM, 106.7-FM KISS-FM, Rochester's Sports Talk 107.3-FM

PO BOX 40400
 Rochester, NY 14604

Phone: 454-4884
 Fax: 262-2334
 Contact: Phil Mercado, John DiTullio, Dan Moriarty

WYSL 1040-AM

5620 South Lima Road
 Avon, NY 14414

Phone: 346-3000
 Fax: 346-0450
 Contact: J.C. Delass

WXXI 1370-AM, 91.5-FM & 90.3-FM

280 State Street
 PO Box 30021
 Rochester NY 14603-3021

Phone: 325-7500 & 258-0200
 Fax: 258-0339
 Email: newsroom@wxxi.org
 Contact: Peter Iglinski

WZNE 94.1-FM, WCMF 96.5-FM, WPXY 97.9-FM, WRMM 101.3-FM

1700 HSBC Plaza
 Rochester, NY 14604

Phone: 399-5700
 Fax: 399-5750
 Contact: Bill Moran



Television

WROC TV-8 (CBS) and WUHF TV-31 (FOX)

201 Humboldt Street
 Rochester, NY 14610-1093
 288-8400
 Sports Phone: 288-2186
 Sports Fax: 288-1505
 Contacts: John Kucko (Sports Director)
 Thad Brown
 Prescott Rossi

WHEC TV-10 (NBC)

191 East Avenue
 Rochester, NY 14610
 546-5670
 Sports Phone: 262-6236
 Sports Fax: 546-6842
 Contacts: Justin Granit
 Ray Montinarello

13WHAM-TV (ABC)

4225 W. Henrietta Road
 Rochester, NY 14623
 334-8700
 Sports Phone: 334-4250
 Sports Fax: 321-2291/334-8719
 Contacts: Mike Catalana (Sports Director)
 Toby Motyka
 Jon Doss

YNN ROCHESTER (Sports)

71 Mt. Hope Avenue
 Rochester, NY 14620
 756-2424
 Sports Phone: 756-1561
 Sports Fax: 756-1673
 Contacts: Tom Carroll (Sports Director)
 Kevin Carroll
 Bob Gosney
 Tim Irving

Television

TIME WARNER SPORTSNET (Channel 26)

71 Mt. Hope Avenue
 Rochester, NY 14620
 756-2424
 Phone: 756-1127
 Fax: 756-1673
 Contact: Steve Arvan

WBGTV-TV (My 18)

1320 Buffalo Rd
 Suite 111
 Rochester, NY 14624
 Phone: 235-1870
 Fax: 235-0574
 Email: info@wbgttv.com
 Contact: D.J. Schimizzi

WXXI

280 State Street
 Rochester, NY 14603
 Phone: 325-7500
 Fax: 258-0339
 Email: newsroom@wxxi.org
 Contact: Peter Inglinski



Amerks Public Relations

Rob Crean

Director of Public Relations

work: (585) 286-9927

cell: (585) 506-8642

Warren Kosel

Manager of Communications & Alumni Relations

work: (585) 286-9928

cell: (585) 415-7972

- REQUESTS:** Any hockey information pertaining to the Rochester Americans Hockey Club should be directed to the Amerks Communications Department, located at The Blue Cross Arena, One War Memorial Square, Rochester, NY 14614. The phone number is **(585) 454-5335**. Fax transmissions can be sent to **(585) 454-3954**.
- MEDIA PASSES:** Season passes are available only to those media members who cover the team on a regular basis. Those who need media credentials for an individual game should contact **Warren Kosel** by 5:00 p.m. the day before a game. Press box seats are filled on a space-available basis. Media credentials will be available two hours before game time.
- MEDIA ENTRANCE:** The media pass gate is located in the atrium lobby of The Blue Cross Arena. Only media members will be allowed in that entrance. All tickets must be left at the Will Call window in the atrium.
- MEDIA PARKING:** Parking is available in the surface lot on Court Street across from The Blue Cross Arena. There will be no free parking around the building. Television live trucks will be allowed to park on Court Street next to the loading dock, and will be able to feed lines into the building for live shots, both pre- and postgame.
- TV LIVE SHOTS:** All requests for pre-game television live shots should be coordinated through the Amerks public relations department. **All requests for a live shot must be made by NOON the day of the game**, in order to make the necessary player arrangements for the interview.
- MEDIA LOUNGE:** The Amerks' media lounge will open two hours before each game. It is located in the Riverside Lounge on the ice level of The Blue Cross Arena. Only media members, and team and league officials are allowed in the media lounge. **Absolutely no family members or friends will be allowed in the press box. The communications staff will strictly enforce this rule.**
- PRESS BOX:** To reach the press box from the pass gate, head to the double glass doors located past the ticket office area. Take the elevator to the fourth floor, where the press box is located. **Only working media will have access to the press box.** An "unofficial" scoresheet will be available in the press box at the conclusion of each period and at the end of each game; the scoresheet will also be distributed in the dressing room after the game. Game notes are prepared each and every game and can be obtained in the media lounge and press box. Phone lines and electrical outlets are available in the press box. Please contact the Amerks Communications Department if you have special needs prior to the game. The press box phone numbers is **(585) 286-9959**.
- DRESSING ROOM:** Only credentialed media members will be allowed into the dressing rooms. The room will be opened 10 minutes after the game ends. Your cooperation is appreciated in maintaining a working atmosphere in the dressing rooms. No still photography will be allowed. The training room and equipment rooms are off-limits to the media.
- CASSIDY POSTGAME PRESS CONFERENCE:** Amerks Head Coach Chadd Cassidy will be made available to the media in the press conference room, located directly across the hall from the Amerks' dressing room, immediately following formal player interviews. The locker room will be open to the media 10 minutes after each game for player availability.



From the Rochester International Airport to The Blue Cross Arena:

390 North to 490 East. 490 East to Plymouth Avenue Exit. Turn Right at Plymouth Avenue to Broad Street. Left at Broad Street and The Blue Cross Arena is two blocks ahead at the corner of Broad Street and Exchange Street.

Address: The Blue Cross Arena, One War Memorial Square, Rochester, NY 14614. Phone: (585) 454-5335

From Buffalo and points West:

I-90 East to Exit 47 (Leroy). 490 East to Plymouth Avenue Exit. Turn Right at Plymouth Avenue to Broad Street. Left at Broad Street and The Blue Cross Arena is two blocks ahead at the corner of Broad Street and Exchange Street.

From Syracuse and points East:

I-90 West to Exit 45 (Victor). 490 West to Clinton Avenue Downtown Exit. Turn Left at Court Street. Follow Court Street and The Blue Cross Arena is two blocks ahead at the corner of Court Street and Exchange Street.

To The Sports Centre at MCC (Amerks' Practice Facility) from Buffalo

I-90 to Exit 46. Take 390 North to East Henrietta Road (Highway 15A) Exit. Follow East Henrietta one traffic light past Brighton-Henrietta Townline Road; turn Right at the light. Turn Right at the Monroe Community College signs; the complex is located towards the back of the campus. (716) 424-4625.

To The Sports Centre at MCC from Rochester and surrounding area

From 590 South:

Take 590 South into 390 North. Get off at exit 16B (E. Henrietta Rd.). At the light, take a left and go down 1/4 mile. On your left hand side you will see the MCC Campus. Take any entrance in the Campus. Take Campus road either way. The Sports Centre is in the back corner

From 390 North:

Take 390 South to exit 16B (E. Henrietta Rd.). At the light, take a right and go down 1/4 mile. On your left hand side you will see the MCC Campus. Take any entrance in the Campus. Take Campus road either way. The Sports Centre is in the back corner

Address: The Sports Centre at MCC, 2700 Brighton-Henrietta Townline Road, Rochester, NY 14623. Phone: (585) 424-4625

To First Niagara Center from Rochester:

I-90 West to toll booths in Buffalo (Exit 50). I-90 West to I-190 North (Exit 53) to downtown Buffalo. Exit toward Elm Street. Keep right at the fork and merge onto Seneca Street. Turn Right at the first light onto Michigan Avenue. Turn right onto Perry Street, and The First Niagara Center is on the left, located at the end of Washington Street.

Address: First Niagara Center, One Seymour Knox III Plaza, Buffalo, NY 14203. Phone: (716) 855-4100

To Northtown Center at Amerst (Sabres' Practice Facility)

From Greater Buffalo/Niagara International Airport

Exit the airport and follow the signs to the Kensington Expressway (33 West). Take 90 East to 290 West. Exit 290 at Millersport North. Take Maple Road exit and turn right onto Maple Road. Turn left at the first light onto North Maplemere. Pepsi Center is located at the end of North Maplemere. (716) 631-7555.

Address: 1615 Amherst Manor Drive, Williamsville, NY. Phone: (716) 631-7555



The Blue Cross Arena at the Rochester War Memorial

The downtown Blue Cross Arena enters its 57th season as home of the storied American Hockey League Rochester Americans.

The Rochester War Memorial opened to the public on October 27, 1955, and has since hosted two AHL All-Star Games (1957, 2000), 16 Calder Cup Finals, one NLL All-Star Game and one NLL Final in its history.

In addition, the War Memorial hosted its first professional game for the National Basketball Association's Rochester Royals on November 5, 1955.

The first hockey game played in the War Memorial took place later that month as the Buffalo Bisons faced off against the Montreal Canadiens on November 21st. Montreal's Maurice "Rocket" Richard scored the first goal at the War Memorial 54 seconds into the first period.

The Rochester War Memorial became known as The Blue Cross Arena after its \$40 million renovation was completed during the 1998-99 season. During the 2002-03 season, the \$1.25 million Constellation Video Board was installed to add the crown jewel to the downtown entertainment center.

Besides hosting AHL and NLL games, the arena also hosts major college basketball games, cheerleading competitions, and youth lacrosse and hockey games.

Important Dates in the history of the Rochester War Memorial & The Blue Cross Arena

- **November 21, 1955** - First goal ever scored at the Rochester War Memorial was by Maurice "Rocket" Richard only 54 seconds into the first period.
- **October 14, 1956** - The Amerks play their first home game at The War Memorial and tie Cleveland 2-2.
- **March 26, 1957** - The Amerks play in their first ever playoff game and beat the Providence Reds 1-0.
- **April 10, 1957** - The Rochester Americans host their first Calder Cup Finals.
- **October 6, 1957** - The Rochester War Memorial hosts its first of two AHL All-Star Games.
- **April 30, 1965** - The Amerks win their first Calder Cup Championship against the Hershey Bears, 6-2 in Game 5.
- **February 20, 1999** - The NLL All-Star game is played before a crowd of 9,070 at The Blue Cross Arena. The Canadians defeat the Americans 25-24 in overtime after a dramatic comeback by the Americans.
- **January 16 & 17, 2000** - The Blue Cross Arena hosts the Kodak AHL All-Star Classic. Team Canada beats PlanetUSA 8-3.
- **October 11, 2002** - The Blue Cross Arena unveils its \$1.25 million Constellation Video Scoreboard as the Amerks tie the Albany River Rats 2-2.
- **2003-04** - The Rochester Americans enter their 25th season as the Buffalo Sabres affiliate.
- **2005-06** - The Rochester Americans celebrate their historic 50th season.
- **June 19, 2008** - Curt Styres and Arrows Express Sports purchases the Rochester Americans and Rochester Knighthawks (NLL) from former owner Steve Donner. The Amerks also announce a three-year affiliation with the NHL's Florida Panthers.
- **February 21, 2010** - The Rochester Americans record their 2,000th franchise win, becoming just the second team in the American Hockey League and eighth overall in North American hockey history to capture the feat.
- **June 24, 2011** - The Rochester Americans are purchased by Buffalo Sabres owner Terry Pegula from Curt Styres, reuniting the two clubs who once shared a 29-year affiliation, the longest in professional hockey history.



Building Timeline

- 1880:** Kimbal Tobacco Factory opens on the present site of the War Memorial. William Kimbal's wife disliked the dirty smokestack and instead placed a 21-foot statue of the Roman God of Commerce, Mercury, atop the building.
- 1905:** The Kimbal Tobacco Factory closes and Cluet-Peabody & Co. take over the building. They begin manufacturing collars and shirts.
- 1924:** The property is purchased by George Eastman and later left to the University of Rochester by Mr. Eastman for "municipal purposes." One plan proposed for an 8,000 seat Auditorium and Opera Hall, situated on the once tobacco factory site. The University later gives the property to the city. The site begins to operate as a City Hall Annex and public library.
- May 23, 1945:** Plans for a grand Civic Center Arena are revived following World War II. The Rochester City Council directs a citizens committee to study, "the possibilities for constructing and financing such a memorial within the Civic Center."
- July 19, 1945:** The committee concludes that the memorial should have enduring civic usefulness. Also the structure should be, "a living memorial rather than a mere commemorative monument." The committee recommends that the building contains an auditorium, sports arena, physical recreation facilities, meeting rooms, and display rooms, among other things. Estimate for construction, \$2.5 million.
- 1951:** Kimbal Tobacco Factory is demolished for the construction of the War Memorial. The statue of Mercury is removed and placed into storage (until 1974).
- October 18, 1955:** Rochester Community War Memorial opens for business. Total cost, \$7.5 million.
- 1974:** The statue of Mercury, which once was located on the roof of the Kimbal Tobacco Factory, is reborn atop the West Group building where it still stands, across the street from its original home.
- March 13, 1996:** Groundbreaking for a \$41 million renovation/expansion takes place, which includes luxury suites, increased concession stands, additional restrooms, fully functional banquet/meeting rooms, and larger capacity seating.
- July 24, 1998:** Blue Cross Blue Shield and City officials announce the name of the renovated arena will be Blue Cross Arena at the War Memorial.
- September 19, 1998:** Although the arena continued to function throughout the renovations, the Blue Cross Arena at the War Memorial officially reopens to the public during a formal ribbon cutting/rededication ceremony.
- October 11, 2002:** The BCA unveils the \$1.25-million dollar Constellation Video Board. That night, Rochester ties the Albany River Rats 2-2.
- October 7, 2008:** Owner and CEO Curt Styres and his sons, Wakeriat Bowhunter and Radowits Bowhunter, donate a bronze statue called "For Love of the Game" to The Blue Cross Arena and the City of Rochester.
- July 24, 1998** Blue Cross Blue Shield and City officials announce the name of the renovated arena will be Blue Cross Arena at the War Memorial.
- September 19, 1998** Although the arena continued to function throughout the renovations, the Blue Cross Arena at the War Memorial officially reopens to the public during a formal ribbon cutting/rededication ceremony.
- October 11, 2002** The BCA unveils the \$1.25-million dollar Constellation Video Board. That night, Rochester ties the Albany River Rats 2-2.
- October 7, 2008** Owner and CEO Curt Styres and his sons, Wakeriat Bowhunter and Radowits Bowhunter, donate a bronze statue called "For Love of the Game" to The Blue Cross Arena and the City of Rochester.
- October 13, 2011** The Amerks play their Home Opener of the 2011-12 season with new owner Terry Pegula in attendance. Prior to the game, more than 50 Amerks Alumni were recognized on the ice.



Amerks 50th Anniversary Team

The Rochester Americans All-Time Team was announced on October 7, 2005, prior to the Amerks opening their 50th season of play in the American Hockey League. A 13-member panel sorted through nearly 1,000 names and selected 24 players and two coaches for the 50th Anniversary Team. The committee was comprised of season ticket holders, print and electronic media personnel and Amerks management.

The team included two coaches, two goalies, six defenseman and 12 forwards. The historic club also featured defenseman Don Cherry, right wing Jim Jackson, and left wings Les Duff and Bob "Battleship" Kelly in the Role Players category. The final four players were recognized for their commitment and dedication to the team.

The Amerks also let the fans play a role, letting them select the starting lineup through in-arena and on-line balloting. The starting six included goalie Gerry Cheevers, defensemen Don Cherry and Al Arbour and forwards Jody Gage, Dick Gamble and Bronco Horvath.

Head Coach

- | | |
|----------------------------|------------------|
| 1. Joe Crozier | 1963-68; 1983-84 |
| 2. John Van Boxmeer | 1984-90; 1992-95 |

Goaltenders

- | | Season |
|---------------------------|---------------------------|
| 1. Gerry Cheevers | 1961-65 |
| 2. Bobby Perreault | 1956-57; 1962-63; 1965-66 |

Defensemen

- | | Season |
|------------------------|---------------------------|
| 1. Al Arbour | 1962-67 |
| 2. Dave Fenyves | 1980-85; 1986-87 |
| 3. Jim Hofford | 1984-90 |
| 4. Don McSween | 1987-92 |
| 5. Duane Rupp | 1963-67; 1975-77 |
| 6. Darryl Sly | 1960-68; 1970-71; 1972-74 |

Forwards

- | | Position | Season |
|--------------------------------|------------|----------------------|
| 1. Norm "Red" Armstrong | Right Wing | 1962-71 |
| 2. Gordie Clark | Right Wing | 1974-78 |
| 3. Mal Davis | Right Wing | 1981-86 |
| 4. Gerry Ehman | Right Wing | 1960-67 |
| 5. Dan Frawley | Right Wing | 1990-93; 1995-98 |
| 6. Jody Gage | Right Wing | 1985-96 |
| 7. Dick Gamble | Left Wing | 1961-70 |
| 8. Doug Gibson | Center | 1974-77 |
| 9. Bronco Horvath | Center | 1956-57; 1962-69 |
| 10. Scott Metcalfe | Left Wing | 1987-91; 1993-98 |
| 11. Gordie Robertson | Center | 1979-85; 1988-89 |
| 12. Chris Taylor | Center | 1999-2006; 2009-2011 |

Role Players

- | | Position | Season |
|----------------------------------|------------|------------------|
| 1. Don Cherry | Defense | 1963-69; 1971-72 |
| 2. Les Duff | Left Wing | 1963-70 |
| 3. Jim Jackson | Right Wing | 1985-90 |
| 4. Bob "Battleship" Kelly | Left Wing | 1972-73 |



★ **Season Tickets - All Seats \$14!**

Benefits include: Your same seat for all 38 home games. Pricing includes all seating levels.

\$14 per ticket = **\$518** pkg.

★ **Half Season Tickets**

Benefits include: Your same seat for 19 home games.

\$18 Lower Bowl Tickets = **\$342** pkg.

\$18 Premium Tickets = **\$342** pkg.

\$17 End/Balcony Tickets = **\$323** pkg.

★ **Twelve (12) Pack - All Seats \$14!**

Benefits include: Twelve (12) ticket vouchers that can be used for any home game in any amount. Pricing includes all seating levels.

\$19 per ticket = **\$228** pkg.

★ **Twelve (12) Pack - All Seats \$14!**

Benefits include: Twelve (12) ticket vouchers that can be used for any home game in any amount. Pricing includes all seating levels.

\$19 per ticket = **\$228** pkg.

Advance Pricing

\$23 Lower Bowl Tickets

\$21 Premium Tickets

\$19 End/Balcony Tickets

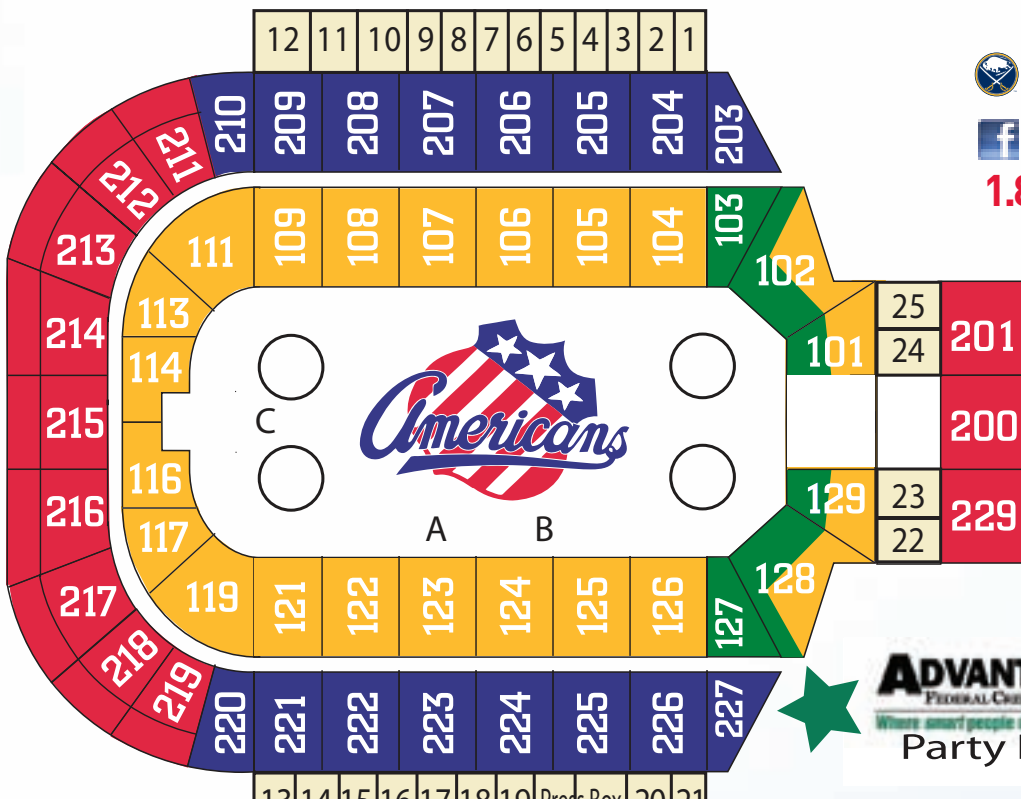
Day of Game Pricing

\$24 Lower Bowl Tickets

\$22 Premium Tickets

\$20 End/Balcony Tickets

For a complete list of ticket package details, log on to www.Amerks.com. All ticket packages are subject to availability.



WWW.AMERKS.COM

1.855.GO.AMERKS

ADVANTAGE
FEDERAL CREDIT UNION
Where smart people do smart banking.
Party Deck



2013 ROCHESTER AMERICANS 2014 SEASON SCHEDULE

2013 OCTOBER

SUN	MON	TUE	WED	THUR	FRI	SAT
						GR 7:00
1	2	3	4	5		
						UTI 7:00
6	7	8	9	10	11	12
						TOR 7:00
13	14	15	16	17	18	19
						SHAM 7:30
20	21	22	23	24	25	26
						SHAM 5:00
27	28	29	30	31		

2013 NOVEMBER

SUN	MON	TUE	WED	THUR	FRI	SAT
						SYR 7:00
1	2					
						HAM 7:00
3	4	5	6	7	8	9
						ENG 7:00
10	11	12	13	14	15	16
						LE 7:00
17	18	19	20	21	22	23
						WEG 7:00
24	25	26	27	28	29	30
						UTI 7:00
						SHAM 7:00
						LE 7:00
						TOR 3:00

2013 DECEMBER

SUN	MON	TUE	WED	THUR	FRI	SAT
						UTI 7:00
1	2	3	4	5	6	7
						GR 7:00
8	9	10	11	12	13	14
						LE 7:00
15	16	17	18	19	20	21
						TOR 7:00
22	23	24	25	26	27	28
						LE 7:00
29	30	31				

*Outdoor Game at Frontier Field in Rochester, NY

2014 JANUARY

SUN	MON	TUE	WED	THUR	FRI	SAT
						UTI 7:00
1	2	3	4			GR 7:00
						HAM 7:00
5	6	7	8	9	10	11
						SHAM 7:00
12	13	14	15	16	17	18
						TEX 8:30
19	20	21	22	23	24	25
						ORL 7:00
26	27	28	29	30	31	
						RFD 7:00

2014 FEBRUARY

SUN	MON	TUE	WED	THUR	FRI	SAT
						WEG 7:00
1						
						SYR 7:00
3	4	5	6	7	8	9
						HER 7:00
10	11	12	13	14	15	16
						UTI 7:00
17	18	19	20	21	22	23
						SA 7:00
24	25	26	27	28	29	30
						SA 7:00
						HAM 7:00

*First Niagara Center in Buffalo, NY

2014 MARCH

SUN	MON	TUE	WED	THUR	FRI	SAT
						SYR 7:00
1						
						SYR 7:00
3	4	5	6	7	8	9
						ENG 7:00
10	11	12	13	14	15	16
						CHI 5:00
17	18	19	20	21	22	23
						LE 7:00
24	25	26	27	28	29	30
						LE 7:00
						TOR 7:00

2014 APRIL

SUN	MON	TUE	WED	THUR	FRI	SAT
						SYR 7:00
1	2	3	4	5		
						ENG 7:00
6	7	8	9	10	11	12
						TOR 7:00
13	14	15	16	17	18	19
						SHAM 7:00
20	21	22	23	24	25	26
						SYR 7:00
27	28	29	30			
						TOR 3:00

1.855.GO.AMERKS AMERKS.com

AHL Affiliate of the Buffalo Sabres

