



GRAND RAPIDS GRIFFINS

2013-14 SEASON
MEDIA GUIDE



GRAND RAPIDS GRIFFINS 2013-14 MEDIA GUIDE

THE GRAND RAPIDS GRIFFINS

2013-14 Schedule	2
Ticket Information	2
Team Directory	3
Owners	6
Executives	7
Hockey Staff	10
Front Office Staff	16
Player Biographies.....	18
Detroit Red Wings.....	74
Toledo Walleye.....	76
Lord Stanley and the Griffins	77

SEASONS IN REVIEW

Griffins Hockey Mythology.....	78
2013 Calder Cup Champions.....	86
2012-13 Season.....	87
2011-12 Season.....	91
2010-11 Season.....	93
2009-10 Season.....	95
2008-09 Season.....	97
2007-08 Season.....	100
2006-07 Season.....	102
2005-06 Season.....	105
2004-05 Season.....	108
2003-04 Season.....	110
2002-03 Season.....	113
2001-02 Season.....	116
2000-01 Season.....	119
1999-00 Season.....	122
1998-99 Season.....	125
1997-98 Season.....	127
1996-97 Season.....	130

RECORD BOOK

All-Time Roster	133
All-Time Goaltender Roster	139
Coaching History and Records.....	140
All-Time Jersey Numbers.....	141
Team Records – Regular Season	142
All-Time Penalty Shots	146
Individual Records – Regular Season.....	148
All-Time Overtime Goals.....	150
Goaltending Records – Regular Season	151
All-Time Hat Tricks	153
All-Time Shutouts.....	154
All-Time Leaders – Regular Season	156
Team Records – Playoffs	165
Individual Records – Playoffs.....	168

Playoff History	170
All-Time Leaders – Playoffs.....	172
All-Time Award Winners.....	180
Griffins in the NHL	182

AMERICAN HOCKEY LEAGUE

AHL Staff Directory	186
2013-14 Alignment.....	186
2013-14 Playoff Format.....	186
Abbotsford Heat	187
Adirondack Phantoms.....	188
Albany Devils.....	189
Binghamton Senators	189
Bridgeport Sound Tigers.....	190
Charlotte Checkers.....	190
Chicago Wolves	191
Hamilton Bulldogs.....	192
Hartford Wolf Pack	193
Hershey Bears	193
Iowa Wild.....	194
Lake Erie Monsters.....	194
Manchester Monarchs.....	195
Milwaukee Admirals	195
Norfolk Admirals.....	196
Oklahoma City Barons	196
Portland Pirates.....	197
Providence Bruins.....	197
Rochester Americans.....	198
Rockford IceHogs.....	198
San Antonio Rampage	199
Springfield Falcons	199
St. John's IceCaps.....	200
Syracuse Crunch.....	200
Texas Stars	201
Toronto Marlies.....	201
Utica Comets.....	202
Wilkes-Barre/Scranton Penguins	202
Worcester Sharks.....	203
Griffins All-Time Versus Opponents.....	204

MEDIA INFORMATION

Media Information.....	205
Griffins Media Directory	206
Griffins On the Air.....	206
Griffins Community Programs.....	207
Griffins Youth Foundation	210
Van Andel Arena.....	212
Home Attendance	212

Editor:
Assistant Editors:
Graphic Design:
Photography:
Other Images Courtesy of:

Randy Cleves
Alan Cross, Kyle Kujawa
Jessica Albert
Mark Newman
Detroit Red Wings, Ferris State University, Getty Images,
Dan Hickling, Dan Mannes, Pittsburgh Penguins,
Toledo Walleye, USA Hockey and WOOD TV-8

CD Production:
Copyright 2013 by:

Digital Video Services
Grand Rapids Griffins
130 W. Fulton, Suite 111
Grand Rapids, MI 49503

griffinshockey.com

(616) 774-4585
Fax: (616) 336-5464

CD copies of the Grand Rapids Griffins 2013-14 Media Guide may be obtained by sending a check or money order for \$10.00 (includes shipping & handling) to Grand Rapids Griffins at the above address.

2013-14 SEASON



2013-14 GRAND RAPIDS GRIFFINS SCHEDULE

OCTOBER

Fri.	4	@ Rochester	7:05 p.m.
Sat.	5	@ Toronto	3 p.m.
Sat.	12	@ Hamilton	7 p.m.
Fri.	18	MILWAUKEE	7 p.m.
Sat.	19	@ Rockford	8 p.m.
Fri.	25	CHARLOTTE	7 p.m.
Sat.	26	@ Chicago	8 p.m.
Sun.	27	@ Iowa	6:05 p.m.
Wed.	30	CHARLOTTE	7 p.m.

NOVEMBER

Fri.	1	@ Lake Erie	7:30 p.m.
Sun.	3	@ Rockford	5 p.m.
Wed.	6	ROCKFORD	11 a.m.
Fri.	8	@ Hamilton	7:30 p.m.
Wed.	13	@ Milwaukee	8 p.m.
Fri.	15	ROCKFORD	7 p.m.
Sat.	16	@ Chicago	8 p.m.
Wed.	20	MILWAUKEE	7 p.m.
Fri.	22	@ Iowa	8:05 p.m.
Sat.	23	@ Chicago	8 p.m.
Fri.	29	TEXAS	7 p.m.
Sat.	30	TEXAS	7 p.m.

DECEMBER

Fri.	6	ROCHESTER	7 p.m.
Sat.	7	ROCHESTER	8 p.m.
Wed.	11	CHICAGO	7 p.m.
Fri.	13	MILWAUKEE	7 p.m.
Sat.	14	MILWAUKEE	7 p.m.
Wed.	18	@ Iowa	8:05 p.m.
Fri.	20	ROCKFORD	7 p.m.
Sat.	21	@ Chicago	8 p.m.
Thu.	26	@ Milwaukee	8 p.m.
Fri.	27	@ Rockford	8 p.m.
Mon.	30	TORONTO *	5 p.m.
Tue.	31	TORONTO	6 p.m.

JANUARY

Fri.	3	CHICAGO	7 p.m.
Sat.	4	@ Rockford	8 p.m.
Wed.	8	ROCKFORD	7 p.m.
Fri.	10	IOWA	7 p.m.
Sat.	11	IOWA	7 p.m.
Wed.	15	CHICAGO	7 p.m.
Fri.	17	ABBOTSFORD	7 p.m.

Sat.	18	ABBOTSFORD	7 p.m.
Fri.	24	@ Texas	8:30 p.m.
Sat.	25	@ Texas	8 p.m.
Sun.	26	@ San Antonio	5 p.m.
Fri.	31	CHICAGO	7 p.m.

FEBRUARY

Sat.	1	@ Milwaukee	8 p.m.
Wed.	5	LAKE ERIE	7 p.m.
Fri.	7	@ Toronto	7 p.m.
Sat.	8	@ Rochester #	7:05 p.m.
Fri.	14	SAN ANTONIO	7 p.m.
Sat.	15	SAN ANTONIO	7 p.m.
Fri.	21	OKLAHOMA CITY	7 p.m.
Sat.	22	OKLAHOMA CITY	7 p.m.
Sun.	23	MILWAUKEE	5 p.m.
Wed.	26	@ Milwaukee	8 p.m.
Fri.	28	@ Abbotsford	10 p.m.

MARCH

Sat.	1	@ Abbotsford	10 p.m.
Wed.	5	CHICAGO	7 p.m.
Fri.	7	IOWA	7 p.m.
Sat.	8	IOWA	7 p.m.
Thu.	13	@ San Antonio	8 p.m.
Fri.	14	@ Oklahoma City	8 p.m.
Sat.	15	@ Oklahoma City	8 p.m.
Fri.	21	@ Iowa	8:05 p.m.
Sat.	22	@ Iowa	2:05 p.m.
Sun.	23	@ Chicago	4 p.m.
Fri.	28	@ Rockford	8 p.m.
Sat.	29	ROCKFORD	7 p.m.
Sun.	30	@ Milwaukee	6 p.m.

APRIL

Wed.	2	IOWA	7 p.m.
Fri.	4	HAMILTON	7 p.m.
Sat.	5	HAMILTON	7 p.m.
Thu.	10	@ Charlotte	7 p.m.
Sun.	13	@ Charlotte	1:30 p.m.
Fri.	18	LAKE ERIE	7 p.m.
Sat.	19	@ Lake Erie	7 p.m.

All Times Eastern

Dates, Opponents and Times Subject to Change
Games Broadcast on WOOD 106.9 FM/1300 AM

* Game played at Comerica Park in Detroit

Game played at First Niagara Center in Buffalo, N.Y.

GRIFFINS TICKET INFORMATION

Tickets for all 2013-14 Grand Rapids Griffins home games may be purchased through the following methods:

- **In person** at Star Tickets outlets and The Zone on the west side of Van Andel Arena (advance sales), or at the Van Andel Arena box office (game night only);
- **By phone** through Star Tickets at (616) 222-4000 or (800) 585-3737;
- **Online** at griffinshockey.com or startickets.com.

Advance single-game ticket prices are \$14, \$16 and \$18 in the arena's upper level, and \$18, \$22, \$26 and \$32 in the lower level. (Additional \$2 per ticket on day of game.) Full-season, partial-season and group tickets may be purchased by calling the Griffins at (616) 774-4585 or (800) 2-HOCKEY.



GRAND RAPIDS GRIFFINS

130 West Fulton, Suite 111
Grand Rapids, MI 49503

griffinshockey.com
facebook.com/grgriffins
twitter.com/griffinshockey

Phone: (616) 774-4585 or (800) 2-HOCKEY

Fax: (616) 336-5464

Tickets: (616) 222-4000 or (800) 585-3737

Press Box: (616) 742-6410



Executive

Co-Owner/President & CEO/Governor
Co-Owner/Chairman
Chief Operating Officer/Alternate Governor
Senior Vice President of Business Operations
Vice President of Community Relations and Broadcasting
Vice President of Corporate Sales

Dan DeVos
David Van Andel
Scott Gorsline
Tim Gortsema
Bob Kaser
Sean Wright

Hockey Operations

Head Coach
Assistant Coaches
Video Coach
Athletic Trainer
Equipment Manager
Assistant Equipment Manager
Strength and Conditioning Coordinator
Executive Assistant

Jeff Blashill
Jim Paek, Spiros Anastas
Bill LeRoy
John Bernal
Brad Thompson
Andrew Stegehuis
Marcus Kinney
Kelly Pawlak

Public & Community Relations

Senior Director of Public Relations
Public Relations Manager
Graphic Designer
Executive Director – Griffins Youth Foundation
Public Relations Interns

Randy Cleves
Alan Cross
Jessica Albert
Lynn Rabaut
Evert Geerlings, Alyssa Girardi,
Nik Zomberg

Sales & Marketing

Corporate Sales Account Managers

Corporate Sales Fulfillment Coordinator
Director of Game Operations
Senior Director of Ticket Sales
Group Ticket Sales Manager
Social Media Sales and Marketing Manager
Season Ticket Sales and Customer Service Executives
Group Sales Account Executives
Video Coordinator
Corporate Sales Interns

Jamie Law, Steve Ritsema,
Travis Roper
Kelsey Perras
Rich Meyers
Matt Batchelder
John Hoffa
Marissa Malson
Mike Myeno, Luke Palmer
Zack Krywyj, Andrew Rubinstein
Nate Hone
Lucas Bonner, Megan MacLaren,
Shannon Warren
Jessica Eckler
Scott Berry, Luke Chase,
Melissa Darusz

Game Operations Intern
Ticket Sales, Service and Database Interns



Social Media Intern
Game Night Interns

Finance & Administration/Ticket Operations

Director of Accounting and Tax
Accounting Assistant
Director of Ticket Operations
Ticket Operations Manager
Ticket Operations Intern

Griff's IceHouse at Belknap Park

Facility Manager
Assistant Facilities Managers

Administrative Assistant

DP Fox Management Group

Chairman/CEO
President/COO
Senior VP & General Counsel
Vice President
VP of Finance, DP Fox
VP of Finance, Fox Motors
VP of Project Development
Director of Accounting and Tax
Director of Human Resources
Human Resource Coordinator
Human Resources Generalist
Accounting & HR Assistant
Director of Information Technology
Network Administrator
System Analyst
Software Trainer
Manager of Marketing & Communications
E-Marketing Intern
Paralegal/Executive Assistant
Executive Assistant
Receptionist/Administrative Assistant

Medical Staff

Orthopaedic Associates of Michigan

Metro Health

Team Dentist
Family and Pediatric Eye Care

Heidi Brookens
Brad Beauregard, Dan Cassis,
Lauren Fredrick, Bryan Hill,
Paul McKeeby,
Andrew O'Connor, James Rupp,
Allyson Victory

Lisa Vedder
Lora Nickel
Chad Erwin
Amanda Terpstra
Lauren Dilger

Terry Marshall
Matt Martinelli
Peter Piatek
Deb Huyser

Dan DeVos
Diane Maher
Monica Sekulich
Scott Gorsline
Jana Bulthuis
Susan Howe
Tom Rothwell
Sue Palmitier
Sherri Menard
Michelle Hagley
Lisa Cassini
Katie Gulliver
Grant Zondervan
Jestin Simon
Nick Remley
Yuriy Demidko
Sarah Raymond
Ryan Rader
Jane Fry
Jill Parker
Amy Draft

Dr. William W. Schwab, M.D.
Dr. Thomas M. Matelic, M.D.
Dr. Peter C. Theut, M.D.
Dr. Michael R.F. Jabara, M.D.
Dr. Ed Kornoelje, D.O.
Dr. Kristi Kern, D.O.
Dr. Aryn Johnson, D.O.
Dr. Matthew Boyd, M.D.
Dr. John R. Ludwig, D.D.S.
Dr. Kiersten Coon, O.D.
Dr. Gene Fonger, O.D.



Game Night Staff

Supervisor of Off-Ice Officials
Off-Ice Officials – Regulars

Off-Ice Officials – Alternates

Photographer
Videographers
Public Address Announcer
Arena Emcee
Locker Room Attendants

Walter Clarke
Bill Brengle, Bill Carmean,
Clare Harrington, Norm Kolenda,
Dan O'Hara, Harold Pierce,
Jamie Pilbeam, Sandy Reale,
Greg Smith, Jim Spars,
Skip Spencer, Mark Steenberg,
Dan Sundberg, Bob Thompson
Bob Blaskis, Chris Bond,
Jan Clarke, Kory Fry, Doug
MacNeil, Josie Sundberg
Mark Newman
Eric Nacke, Sam Reatini
Eric Zane
Josh Pettenger
Tim Glasscock, Tyler LeRoy

Detroit Red Wings Hockey Operations

Executive Vice President & General Manager
Assistant General Manager, Hockey Administration
Advisor to Hockey Operations
Special Assistant to General Manager
Director of Player Development
Goaltending Coach
Strength and Conditioning Coach

Ken Holland
Ryan Martin
Chris Chelios
Kris Draper
Jiri Fischer
Jim Bedard
Pete Renzetti

Team Information

Began Play/Entered AHL
Home Arena (Capacity)
Calder Cups
NHL Affiliate
ECHL Affiliate
AHL Division/Conference
Time Zone
Team Colors

1996-97/2001-02
Van Andel Arena (10,834)
One (2013)
Detroit Red Wings
Toledo Walleye
Midwest/Western
Eastern
Navy Blue, Red, Metallic Silver,
Metallic Gold
Griff's IceHouse at Belknap Park
WOOD 106.9 FM & 1300 AM

Practice Rink
Radio Flagship





GRIFFINS OWNERS

DAN DEVOS **CO-OWNER/PRESIDENT & CEO/GOVERNOR**

A Grand Rapids native, **Dan DeVos** has guided the Griffins franchise from its West Michigan debut in 1996-97 through the capture of its first-ever Calder Cup championship in 2012-13.

With a commitment to providing a fan experience focused on family fun and entertainment, the Griffins have long carried that excellence over to the ice, winning six division titles in either the AHL or the International Hockey League over the last 14 seasons.

DeVos is chairman/CEO of DP Fox Ventures, LLC, a Grand Rapids-based business development and management firm that employs nearly 1,000 professionals through companies including Fox Insurance Agency, Fox Powersports and Fox Motor Group, a retail automotive group representing 40 brands at 21 locations.

A member of the board of directors of Alticor Inc., the parent company of Amway Corporation, DeVos also serves as president/CEO of Powell Pointe Resort, the developer of Cape Eleuthera, and of Cape Eleuthera Properties, the manager of the Princess Cays facility, on the island of Eleuthera, The Bahamas. Additionally, he is chairman of Georgian International, based in Barrie, Ontario.

DeVos, a member of the West Michigan Sports Commission's board of directors since 2007, is also chairman and part owner of the Orlando Magic, and he serves on both the AHL's executive committee and the NBA's Board of Governors. He was named the IHL's Executive of Year in 1997 and served as the league's chairman of the board during its final two seasons (1999-2001).

In honor of the impact that he, his brothers and their father, Rich, have made on the sports landscape both locally and nationally, the DeVos family was inducted into the Grand Rapids Sports Hall of Fame in the team category in 2011.

DeVos is involved in a variety of local business and civic organizations, including Hope Network and the Grand Valley State University Foundation. He also serves as a trustee for Northwood University, his alma mater.

His wife, Pamela, is president and designer of PAMELLA ROLAND. They have two daughters and one son.

DAVID VAN ANDEL **CO-OWNER/CHAIRMAN**

David Van Anandel played a prominent role in bringing professional hockey back to Grand Rapids in 1996. He is co-owner and chairman of the 2013 Calder Cup champion Grand Rapids Griffins.

Van Anandel is chairman/CEO of The Van Anandel Institute for Education and Medical Research. Van Anandel serves as chairman of Twinlab Corp. In this role, he is leading the company to become the world's pre-eminent supplier of natural and organic products. He is also a member of Amway's Board of Directors and serves on its Executive, Governance and Audit committees.

Van Anandel is active in many business and community organizations in Grand Rapids, including the Grand Rapids Right Place Program, the Hope College Board of Directors and the Economic Club of Grand Rapids.

He and his wife, Carol, have four children.





GRIFFINS EXECUTIVES

SCOTT GORSLINE **CHIEF OPERATING OFFICER/ ALTERNATE GOVERNOR**

Scott Gorsline is responsible for overseeing the operational aspects of the 2013 Calder Cup champions and DP Fox Sports & Entertainment.

Gorsline most notably helped negotiate the Griffins' original affiliation agreement with the Detroit Red Wings in 2002 along with its five-year extensions in both 2007 and 2012. He serves as the team's alternate governor to the AHL Board of Governors and has been involved in numerous franchise start-ups during his years with DP Fox, including the Griffins (1995-96), IHL Kansas City Blades (1996), AFL Grand Rapids Rampage (1997-98) and Oklahoma Wranglers (1999-2000), and af2 Wichita Stealth (2000-01). Gorsline also oversees Griff's IceHouse at Belknap Park, the Griffins' practice facility, on behalf of DP Fox.

Gorsline has had operational roles with other DP Fox-affiliated companies. He oversees operations at Cape Eleuthera Resort and Marina, a high-end resort development in The Bahamas. Gorsline also serves as COO of PAMELLA ROLAND, a high-end, New York-based design house run by designer/president Pamella DeVos. In addition, he oversees Fox Insurance Agency, which assists clients with their group benefits.

Gorsline has been with DP Fox Ventures, LLC, parent company of the Griffins, since 1995. He graduated from Alma College with a bachelor's degree in business administration and history, and he received his JD and MBA from the University of Detroit, where he was editor of the *Law Review*.

He and his wife, Mary, are the parents of triplets Grace, Elizabeth and Isabel.



TIM GORTSEMA **SENIOR VICE PRESIDENT OF BUSINESS OPERATIONS**

A member of the Griffins' original 1995 staff, **Tim Gortsema** began his career with DP Fox Sports & Entertainment as director of finance and administration before being named vice president in 1997. In February 2007, he was promoted to senior vice president of business operations, becoming just the second person to direct the Griffins' front office.

Now in his 18th season with the club, Gortsema oversees all business-related activities for the Griffins, including finance and administration, sales and marketing, public relations, community relations, arena advertising and Griff's IceHouse. Under his watch, the Griffins have achieved attendance increases in six of the last seven seasons, finishing fourth out of 30 AHL teams during their 2012-13 Calder Cup championship season.

Gortsema received his bachelor's degree from Hope College in Holland and later earned his MBA from Western Michigan University. Prior to joining DP Fox Sports, he was a manager in the audit department at Deloitte & Touche, LLP.

He and his wife, Suzanne, have two daughters, Danielle and Madelyn, and one son, Justin.





GRIFFINS EXECUTIVES

BOB KASER **VICE PRESIDENT OF COMMUNITY RELATIONS** **AND BROADCASTING**

Named the Griffins' vice president of community relations and broadcasting in March 2007, **Bob Kaser** begins his 14th season as the team's play-by-play voice and his seventh assisting with the oversight of the Griffins' business operations. While calling every game for the defending Calder Cup champions on the team's flagship station, Newsradio WOOD 106.9 FM & 1300 AM, he also supervises the Griffins' extensive community relations efforts and directs all major fundraising events for the Griffins Youth Foundation, of which he was named president in June 2006.



The AHL's 2009-10 Ellery Award winner for excellence in radio broadcasting, Kaser has earned a string of honors behind the Griffins' microphone. His play-by-play has garnered six Broadcast Excellence Awards from the Michigan Association of Broadcasters (2001-04, 2006 and 2012), and he and color commentator Larry Figurski are also three-time winners (2002, 2005 and 2006) of Michigan AP's award for Best Live Sports/Class II Radio.

Kaser serves as director for both the Griffins Youth Foundation Golf Classic and the Griffins Youth Hockey Camp, as well as co-chair for the Great Skate Winterfest, which he founded in 2002. He has also developed several of the team's innovative community programs, including Growing with the Griffins and Charitable Goals. Under his leadership, the Griffins have raised more than \$3.4 million for local charities over the last 11 seasons, and the franchise won the AHL's Western Conference award for community service in both 2012-13 and 2008-09.

In his free time, Kaser assists with several other worthy causes in West Michigan, serving as a board member for Cornerstone University's Champions of Character program, as well as a member of the Advancing Excellence committee for East Grand Rapids Schools and the food procurement committee for Kid's Food Basket. An avid baseball fan and former amateur player, he has coached Diamonds travel baseball teams for the last five years, including its 15U team in 2013, and he serves as a member of the West Michigan Sports Commission's oversight committee for the Art Van Sports Complex.

A Kalamazoo native who grew up in Flint, Kaser has been involved in hockey since 1979, most notably spending 10 seasons (1990-2000) as director of communications and

broadcasting for the IHL's Kansas City Blades. He was twice awarded the Bob Chase Award as IHL Broadcaster of the Year (1993-94 and 1997-98), and his public relations staff earned recognition as the best in the Western Conference on four occasions (1994-95, 1995-96, 1997-98 and 1999-00).

Residents of East Grand Rapids, Kaser and his wife, Rosalie, have two sons, Charlie and Sam.





GRIFFINS EXECUTIVES

SEAN WRIGHT VICE PRESIDENT OF CORPORATE SALES

Sean Wright began his tenure with DP Fox Sports & Entertainment in 2001 as director of arena advertising sales. Following a promotion with the Griffins in 2008, he serves as the vice president of corporate sales for the reigning Calder Cup champions.

Wright oversees arena advertising sales and the Griffins' corporate sales department, having responsibility for maintaining and servicing current clients as well acquiring new business through team sponsorships.

Prior to his time with DP Fox Sports, the Oakland, Calif., native spent two years with Citadel Broadcasting as a radio sales representative. Wright currently serves on the board for Georgetown Little League and on the committee for the West Michigan Charity Sports Banquet, a fundraiser for the Children's Miracle Network.

He and his wife, Sara, have three daughters, Jessica, Kaitlyn and Allison, and one son, Carson.



Photo by Dan Mannes



GRIFFINS HOCKEY STAFF

JEFF BLASHILL HEAD COACH

In 2012-13, his first season as a head coach at the pro level, **Jeff Blashill** led the Griffins to the Calder Cup, marking the first championship in the franchise's 17-year history.

After winning the Midwest Division title with a 42-26-4-4 record, Grand Rapids defeated Houston (3-2), Toronto (4-2) and Oklahoma City (4-3) to earn its first-ever berth in the Calder Cup Finals. The Griffins then upset a powerful Syracuse squad that entered the finals with an 11-1 playoff mark and boasted 10 players who had won the cup with Norfolk in 2012. Grand Rapids claimed the series' first three games, as well as all three games played at the Onondaga County War Memorial, en route to a 4-2 finals victory.



Blashill, 39, was named by the Detroit Red Wings as the ninth head coach in Griffins history on June 25, 2012, after having served as an assistant coach for the parent club in 2011-12, when he helped the team to its 12th consecutive 100-point season and 21st consecutive postseason appearance. Prior to joining the organization, he spent the 2010-11 campaign as the head coach of the CCHA's Western Michigan Broncos, earning several national coach of the year honors.

Born in Detroit and raised in Sault Ste. Marie, Mich., Blashill has rapidly ascended hockey's coaching ladder. He began his head coaching career with the USHL's Indiana Ice in 2008-09, capturing a franchise-record 39 wins and a Clark Cup championship. He compiled a 72-43-5 mark in two seasons as the Ice's head coach and general manager before departing for Western Michigan in 2010.

While in Kalamazoo, Blashill led the Broncos to a 19-13-10 record, doubling the team's win total from the previous season and leading it to its best conference finish (4th) since 1995-96. Additionally, the Broncos played in the CCHA championship game for the first time since 1986 and earned their first NCAA Tournament berth since 1996. Blashill was named a finalist for CCHA Coach of the Year and was named National Coach of the Year by College Hockey News, Inside College Hockey and USCHO.com.

Blashill began his coaching career by spending four seasons (1998-02) as an assistant at Ferris State University, his alma mater. He also spent six seasons (2002-08) with Miami University, helping the CCHA's RedHawks qualify for the NCAA Tournament four times while recruiting three Hobey Baker Finalists, four CCHA All-Rookie Team members, 11 first or second team All-CCHA players and six All-Americans.



Blashill has also been a member of Team USA's coaching staff three times: at the 2009 World Junior 'A' Challenge, the 2009 IIHF World Junior Championship and the 2006 U-18 Junior World Cup.

The former goaltender spent four seasons between the pipes for Ferris State, earning the Bulldogs' Rookie of the Year award in 1994-95 and a spot on the CCHA's All-Academic Team for 1996-97. He also garnered the Ferris State University President's Award for three straight years for having the highest grade point average on the Bulldogs.

Blashill and his wife, Erica, live in East Grand Rapids with their three children, Teddy, Josie and Owen.



GRIFFINS HOCKEY STAFF Blashill's Coaching Record

Season	Team	League	Position	GP	Regular Season							Playoffs			
					W	L	T	OTL	SOL	PCT	GP	W	L	PCT	
1998-99	Ferris State	CCHA	Asst. Coach	36	14	16	6	--	--	0.472	--	--	--	--	
1999-00	Ferris State	CCHA	Asst. Coach	39	21	16	2	--	--	0.564	--	--	--	--	
2000-01	Ferris State	CCHA	Asst. Coach	39	13	22	4	--	--	0.385	--	--	--	--	
2001-02	Ferris State	CCHA	Asst. Coach	36	15	20	1	--	--	0.431	--	--	--	--	
2002-03	Miami (OH)	CCHA	Asst. Coach	41	21	17	3	--	--	0.549	--	--	--	--	
2003-04	Miami (OH)	CCHA	Asst. Coach	41	23	14	4	--	--	0.610	--	--	--	--	
2004-05	Miami (OH)	CCHA	Asst. Coach	38	15	18	5	--	--	0.461	--	--	--	--	
2005-06	Miami (OH)	CCHA	Asst. Coach	39	26	9	4	--	--	0.718	--	--	--	--	
2006-07	Miami (OH)	CCHA	Asst. Coach	42	24	14	4	--	--	0.619	--	--	--	--	
2007-08	Miami (OH)	CCHA	Asst. Coach	42	33	8	1	--	--	0.798	--	--	--	--	
2008-09	Indiana	USHL	Head Coach	60	39	19	--	2	--	0.667	13	9	4	0.692	
2009-10	Indiana	USHL	Head Coach	60	33	24	--	3	--	0.575	9	4	5	0.444	
2010-11	W. Michigan	CCHA	Head Coach	42	19	13	10	--	--	0.571	--	--	--	--	
2011-12	Detroit	NHL	Asst. Coach	82	48	28	--	6	--	0.622	5	1	4	0.200	
2012-13	©Grand Rapids	AHL	Head Coach	76	42	26	--	4	4	0.605	24	15	9	0.625	
GRIFFINS/AHL TOTALS				76	42	26	--	4	4	0.605	24	15	9	0.625	
HEAD COACHING TOTALS				238	133	82	10	9	4	0.607	46	28	18	0.609	

© Won Calder Cup

Blashill's Playing Record

Season	Team	League	GP	Regular Season					Playoffs				
				W	L	O/T	GAA	SO	GP	W	L	GAA	SO
1991-92	Des Moines	USHL	10	7	0	0	2.16	0	--	--	--	--	--
1992-93	Des Moines	USHL	25	18	4	0	3.43	0	--	--	--	--	--
1993-94	Des Moines	USHL	26	--	--	--	--	--	--	--	--	--	--
1994-95	Ferris State	CCHA	26	10	10	3	3.90	0	--	--	--	--	--
1995-96	Ferris State	CCHA	32	11	18	2	3.52	2	--	--	--	--	--
1996-97	Ferris State	CCHA	16	5	8	0	4.79	0	--	--	--	--	--
1997-98	Ferris State	CCHA	4	1	0	0	4.07	0	--	--	--	--	--





GRIFFINS HOCKEY STAFF

JIM PAEK ASSISTANT COACH

The longest-tenured coach in franchise history, **Jim Paek** begins his ninth season as the Griffins' assistant coach. He joined the organization on Aug. 11, 2005.

Paek, 46, helped guide Grand Rapids to its first-ever Calder Cup in 2012-13, along with the AHL's regular season championship in 2005-06 and additional playoff berths in 2006-07 and 2008-09. He even took a turn as the team's bench boss for one game in 2008-09, a 4-0 home victory over Philadelphia on Jan. 10, 2009.

In 2008, Paek earned the right to hoist Lord Stanley's Cup for the third time after coaching the Detroit Red Wings' "black aces" during the parent club's title run. Ironically, that privilege came at the expense of the Pittsburgh Penguins, with whom he won consecutive Stanley Cups as a defenseman in 1991 and 1992. During five seasons in the NHL (1990-95), he tallied 34 points (5-29—34)



and 155 penalty minutes in 217 games with Pittsburgh, the Los Angeles Kings and Ottawa Senators.

Born in Seoul, South Korea, and raised in Toronto, Paek became a U.S. citizen on March 16, 2011. As the first Korean to both play in the NHL and have his name engraved on the Stanley Cup, his Penguins jersey is displayed in the Hockey Hall of Fame in Toronto.

While in Pittsburgh, he was named the team's 1992 rookie of the year and was the co-winner of its 1993 community service award.

Traded to Los Angeles with former Griffin Marty McSorley for Tomas Sandstrom and Shawn McEachern on Feb. 16, 1994, Paek had the distinction of counting both Mario Lemieux and Wayne Gretzky as teammates. During his 16-year playing career, he also learned from some of hockey's most accomplished coaches, including the legendary Scotty Bowman, "Badger" Bob Johnson, and Phoenix Coyotes head coach Dave Tippett.

Paek began his professional career with a three-year stint in Muskegon, Mich., during which he helped the IHL's Lumberjacks win the 1989 Turner Cup. He added a fourth and final cup to his playing resume in 1999 as a member of the IHL's Houston Aeros.

Upon retiring in 2003, Paek was named head coach of the WHA2's Orlando Seals, guiding the club to a 27-25-5 record in 2003-04 and coaching in the league's all-star game. In 2004, he returned to Cleveland and served as an assistant coach for the St. Edwards High School team that won the Ohio state championship, and co-coach of the Cleveland Panthers bantam minor squad that captured the Eastern Elite Amateur Hockey League title.

Paek and his wife, Kortney, have two children, Megan and Kyler.





GRIFFINS HOCKEY STAFF

Paek's Professional Coaching Record

Season	Team	League	Position	GP	W	Regular Season				Playoffs			
						L	OTL	SOL	PCT	GP	W	L	PCT
2003-04	Orlando	WHA2	Head Coach	57	27	25	2	3	0.518	--	--	--	--
2005-06	Grand Rapids	AHL	Asst. Coach	80	55	20	1	4	0.719	16	8	8	0.500
2006-07	Grand Rapids	AHL	Asst. Coach	80	37	32	6	5	0.531	7	3	4	0.429
2007-08	Grand Rapids	AHL	Asst. Coach	80	31	41	2	6	0.438	--	--	--	--
2008-09	Grand Rapids	AHL	Asst. Coach	80	43	25	6	6	0.613	10	4	6	0.400
2009-10	Grand Rapids	AHL	Asst. Coach	80	34	39	3	4	0.469	--	--	--	--
2010-11	Grand Rapids	AHL	Asst. Coach	80	36	34	2	8	0.512	--	--	--	--
2011-12	Grand Rapids	AHL	Asst. Coach	76	33	32	7	4	0.507	--	--	--	--
2012-13	©Grand Rapids	AHL	Asst. Coach	76	42	26	4	4	0.605	24	15	9	0.625
GRIFFINS/AHL TOTALS				632	311	249	31	41	0.549	57	30	27	0.526
PRO TOTALS				689	338	274	33	44	0.546	57	30	27	0.526

* Includes ties, overtime losses and shootout losses

© Won Calder Cup

Paek's Playing Record

Season	Team	League	GP	Regular Season				Playoffs				
				G	A	PTS	PIM	GP	G	A	PTS	PIM
1984-85	Oshawa	OHL	54	2	13	15	57	5	1	0	1	9
1985-86	Oshawa	OHL	64	5	21	26	122	6	0	1	1	9
1986-87	Oshawa	OHL	57	5	17	22	75	26	1	14	15	43
1987-88	Muskegon	IHL	82	7	52	59	141	6	0	0	0	29
1988-89	#Muskegon	IHL	80	3	54	57	96	14	1	10	11	24
1989-90	Muskegon	IHL	81	9	41	50	115	15	1	10	11	41
1990-91	Canadian National Team		48	2	12	14	24	--	--	--	--	--
	*Pittsburgh	NHL	3	0	0	0	9	8	1	0	1	2
1991-92	*Pittsburgh	NHL	49	1	7	8	36	19	0	4	4	6
1992-93	Pittsburgh	NHL	77	3	15	18	64	--	--	--	--	--
1993-94	Pittsburgh	NHL	41	0	4	4	8	--	--	--	--	--
	Los Angeles	NHL	18	1	1	2	10	--	--	--	--	--
1994-95	Ottawa	NHL	29	0	2	2	28	--	--	--	--	--
1995-96	Houston	IHL	25	2	5	7	20	--	--	--	--	--
	Minnesota	IHL	42	1	11	12	54	--	--	--	--	--
1996-97	Manitoba	IHL	9	0	2	2	12	--	--	--	--	--
	Cleveland	IHL	74	3	25	28	36	14	0	1	1	2
1997-98	Cleveland	IHL	75	7	9	16	48	10	2	1	3	4
1998-99	Cleveland	IHL	65	4	11	15	34	--	--	--	--	--
	#Houston	IHL	11	0	3	3	2	19	2	4	6	10
1999-00	Cleveland	IHL	69	2	20	22	27	9	0	2	2	2
2000-01	Nottingham	Britain	47	3	21	24	28	6	1	2	3	2
2001-02	Anchorage	WCHL	40	1	28	29	12	--	--	--	--	--
	Nottingham	Britain	5	0	0	0	4	6	0	1	1	4
2002-03	Nottingham	Britain	32	1	10	11	10	17	0	4	4	18
NHL TOTALS			217	5	29	34	155	27	1	4	5	8
PRO TOTALS			954	48	321	369	794	143	8	39	47	144

* Won Stanley Cup # Won Turner Cup



GRIFFINS HOCKEY STAFF

SPIROS ANASTAS ASSISTANT COACH

Spiros Anastas begins his second season behind the Griffins' bench, after serving as the team's analytics and advanced scouting coach during its 2012-13 Calder Cup championship season.

Anastas, 28, got his coaching start with Lebanon Valley College, where he played forward and served as captain from 2006-10 before transitioning to player/assistant coach in 2009-10 and an assistant coach in 2010-11. The Mississauga, Ontario, native then spent the 2011-12 season as an assistant/video coach for Western Michigan University, helping the Broncos to their second-ever CCHA championship.



Anastas also served as general manager of the BCHL's Alberni Valley Bulldogs for a portion of the 2012-13 season before joining the Griffins in late October.

Anastas Coaching Record

Season	Team	League	Position	GP	W	Regular Season						Playoffs			
						L	T	OTL	SOL	PCT	GP	W	L	PCT	
2009-10	Lebanon Valley	ECAC-W	Player/Asst.	25	0	25	0	--	--	0.000	--	--	--	--	
2010-11	Lebanon Valley	ECAC-W	Asst. Coach	27	21	6	0	--	--	0.778	--	--	--	--	
2011-12	W. Michigan	CCHA	Asst. Coach	41	21	14	6	--	--	0.585	--	--	--	--	
2012-13	@Grand Rapids	AHL	Asst. Coach	76	42	26	--	4	4	0.605	24	15	9	0.625	
GRIFFINS/AHL/PRO TOTALS				76	42	26	--	4	4	0.605	24	15	9	0.625	

* Includes ties, overtime losses and shootout losses
© Won Calder Cup

Anastas Playing Record

Season	Team	League	GP	Regular Season					Playoffs				
				G	A	PTS	PIM	GP	G	A	PTS	PIM	
2002-03	Bancroft	OPJHL	43	5	3	8	21	--	--	--	--	--	
2003-04	Lorne Park	CAHS	30	21	32	53	35	--	--	--	--	--	
2004-05	Guelph	CIS	0	0	0	0	0	--	--	--	--	--	
2005-06	Vaughan	OPJHL	14	0	1	1	4	--	--	--	--	--	
	Huntsville	OPJHL	16	0	4	4	24	--	--	--	--	--	
2006-07	Lebanon Valley	ECAC-W	18	2	0	2	12	--	--	--	--	--	
2007-08	Lebanon Valley	ECAC-W	21	0	2	2	31	--	--	--	--	--	
2008-09	Lebanon Valley	ECAC-W	18	1	0	1	31	--	--	--	--	--	
2009-10	Lebanon Valley	ECAC-W	16	1	1	2	6	--	--	--	--	--	



GRIFFINS HOCKEY STAFF

JOHN BERNAL ATHLETIC TRAINER

John Bernal embarks on his third season as the Griffins' athletic trainer and his 13th in hockey, after helping Grand Rapids earn the 2013 Calder Cup.

A native of Pinckney, Mich., Bernal spent three seasons as the assistant athletic trainer for the NHL's Phoenix Coyotes (2008-11), following a four-year stint as head athletic trainer for the club's AHL affiliates in San Antonio (2005-08) and Utah (2004-05).

Bernal, who earned a sports medicine degree from Central Michigan University in 1999 and a master's from Arizona State University in 2001, was also the athletic trainer for the ECHL's Texas Wildcatters (2003-04) and Lake Superior State University's Division I hockey team (2001-03).

John and his wife, Susan, make their home in Caledonia with their children, Madison and Jackson.



BRAD THOMPSON EQUIPMENT MANAGER

A mainstay in Grand Rapids' locker room since the 1997-98 campaign, **Brad Thompson** begins his 13th season as the team's equipment manager, having already logged more than 1,200 games with the Griffins.

Thompson, who is responsible for the purchasing and maintenance of all hockey equipment for the team, served four seasons as an equipment assistant before earning his promotion in 2001. A Grand Rapids native who can be found playing at rinks throughout the area, Thompson attended Wyoming Park High School and Grand Rapids Community College.

In recent years, Thompson has had the honor of equipping two championship teams, capped off by the Griffins' 2013 Calder Cup title. He also worked with the Detroit Red Wings' staff during that team's run to the 2008 Stanley Cup, and he assisted the Red Wings during their return to the finals in 2009 as well as their three subsequent playoff runs (2010-12).

Brad and his wife, Karrie, reside in Grand Rapids.



ANDREW STEGEHUIS ASSISTANT EQUIPMENT MANAGER

After serving as a locker room attendant for the Griffins from 2004-11, **Andrew Stegehuis** helped the team earn its first-ever Calder Cup during his first season as assistant equipment manager in 2012-13.

Stegehuis joined the Griffins full-time after spending the 2011-12 season as the equipment manager for the USHL's Chicago Steel. He has also assisted the Chicago Blackhawks during the team's prospect camps, training camps and playoff runs, including their 2010 Stanley Cup championship. The Grandville, Mich., native is currently pursuing a degree in sports management from Davenport University.





GRIFFINS FRONT OFFICE STAFF



Jessica Albert
Graphic Designer



Matt Batchelder
Senior Director of
Ticket Sales



Scott Berry
Ticket Sales, Service
and Database
Intern



Lucas Bonner
Corporate Sales
Intern



Luke Chase
Ticket Sales, Service
and Database
Intern



Randy Cleves
Senior Director of
Public Relations



Alan Cross
Public Relations
Manager



Melissa Darusz
Ticket Sales, Service
and Database
Intern



Lauren Dilger
Ticket Operations
Intern



Jessica Eckler
Game Operations
Intern



Chad Erwin
Director of Ticket
Operations



Evert Geerlings
Public Relations
Intern



Alyssa Girardi
Public Relations
Intern



John Hoffa
Group Ticket
Sales Manager



Nate Hone
Video
Coordinator



Deb Huyser
Administrative
Assistant
Griff's IceHouse



Marcus Kinney
Strength and
Conditioning
Coordinator



Zack Krywyj
Group Sales
Account Executive



Jamie Law
Corporate Sales
Account Manager



Bill LeRoy
Video Coach



GRIFFINS FRONT OFFICE STAFF



Megan MacLaren
Corporate Sales
Intern



Marissa Malson
Social Media Sales
and Marketing
Manager



Terry Marshall
Facility Manager
Griff's IceHouse



Matt Martinelli
Assistant Facilities
Manager
Griff's IceHouse



Rich Meyers
Director of Game
Operations



Mike Myeno
Season Ticket Sales
and Customer Service
Executive



Lora Nickel
Accounting
Assistant



Luke Palmer
Season Ticket Sales
and Customer Service
Executive



Kelly Pawlak
Executive
Assistant



Kelsey Perras
Corporate Sales
Fulfillment
Coordinator



Peter Piatek
Assistant Facilities
Manager
Griff's IceHouse



Lynn Rabaut
Executive Director
Griffins Youth
Foundation



Steve Ritsema
Corporate Sales
Account Manager



Travis Roper
Corporate Sales
Account Manager



Andrew Rubinstein
Group Sales Account
Executive



Amanda Terpstra
Ticket Operations
Manager



Lisa Vedder
Director of
Accounting and Tax



Nik Zomberg
Public Relations
Intern

5 ADAM ALMQUIST

Defenseman
(*AHLM-kwihst*)

Height: 5'11" **Weight:** 178 **Shoots:** Left **Born:** 2/27/91 in Huskvarna, Sweden
Drafted: Detroit's 7th choice, 210th overall, in 2009 NHL Entry Draft



Third season as a Griffin...Fifth year pro...Ranks among the Griffins' all-time leaders with one overtime goal (T10th)...Signed to a three-year entry-level contract by Detroit, 5/27/11...Assigned to HV 71 (Sweden) by Detroit, 7/14/11...Reassigned from HV 71 by Detroit, 3/26/12...Assigned by Detroit, 9/14/12...Assigned by Detroit, 9/28/13.

2012-13: Won the Calder Cup with the Griffins in his first full season in North America... Ranked among the team's top-scoring blueliners with 10 goals (T1st), 21 assists (3rd), 31 points (T2nd), a plus-13 rating (T1st), four power play goals (2nd) and a 0.108 shooting percentage (1st) in 68 games...Finished fifth among AHL defensemen in postseason scoring with 10 points (3-7-10) while tying for first in goals...Recorded his first AHL point on 11/2/12 at San Antonio and tallied his first two goals the following night, 11/3/12 at Texas, in a season-best three-game point streak, 11/2/12-11/4/12...Registered his first three-point game (1-2-3) on 1/19/13 at Rockford...Recorded his first-ever hat trick, including the overtime winner, during a four-point night on 3/23/13 at Lake Erie, becoming the third defenseman in franchise history to score three goals in one game...Posted seven multi-point games during the regular season and four in the playoffs. **2011-12:** Made his North American debut with Grand Rapids, 3/30/12 vs. Charlotte...Appeared in three late-season contests with the Griffins after being reassigned from Sweden...Recorded 11 points (3-8-11) and 26 penalty minutes in 42 games with HV 71...Posted a team-best plus-16 rating, which tied for seventh in the league. **2010-11:** Skated in 52 contests during his first full season in the SEL...Notched 16 points (0-16-16) and helped HV 71 earn a share of the regular season title...Led the league with a plus-20 rating. **2009-10:** Amassed 34 points (5-29-34) in just 15 games at the under-20 level before earning a promotion to the SEL with HV 71...Led his junior team's defensemen and finished third among league blueliners in scoring despite playing in 15 of 41 games...His offensive output represented the best point-per-game average in league history (2.27)...Registered eight points (2-6-8) in 28 games after moving up to the top league in Sweden at age 18...Tied for fourth on the club with a plus-11 rating...Helped top-seeded HV 71 capture the league championship...Tied with two of his teammates for the most points by a defenseman in the playoffs with 11 points (1-10-11) in 16 games...Led all players under 20 in postseason scoring...Represented Sweden at the World Junior A Challenge in Prince Edward Island and recorded two goals in four contests. **2008-09:** Spent the entire season in Sweden's top junior league...Placed second among league defensemen with 36 points (8-28-36) in 41 games...Tied for 11th in the circuit with 28 assists... Contributed six points (1-5-6) in six postseason games. **2007-08:** Split the season between HV 71's under-18 and under-20 clubs...Tallied 20 points (8-12-20) in 18 contests at the under-18 level, leading the team's defensemen in all three offensive categories...Appeared in 23 games at the under-20 level, chipping in seven points (1-6-7) and 12 penalty minutes.

Personal: Lives in Huskvarna, Sweden...Has one brother...Best friend in hockey is Andre Pettersson...Greatest hockey memory and proudest achievement is winning the Swedish Elite League championship with HV71 in 2010...Began playing hockey at the age of four...Hockey nickname is Almer...Hockey idol as a youth was Johan Akerman...Greatest influences on hockey career were his parents...First job was as a hockey player...Favorite charitable causes are cancer foundations...If he could trade occupations for one day, he would trade with a golf pro...Also speaks Swedish...Played soccer and wrestled growing up...Favorite food is sea bass...Favorite music artist is Eminem...Favorite movie is *300*...Favorite TV show is *Californication*...Favorite vacation spot is Spain...Cheers for Liverpool, the English soccer club...Enjoys card games, fishing and soccer.



AHL CAREER HIGHS

Games Played: 68, 2012-13
 Goals: 10, 2012-13
 Assists: 21, 2012-13
 Points: 31, 2012-13
 PIM: 34, 2012-13
 Goal Streak: 2, 1/19/13-1/23/13

Assist Streak: 2, twice (MR: 12/21/12-12/22/12)
 Point Streak: 3, 11/2/12-11/4/12
 Goals, Game: 3, 3/23/13 GR at LE
 Assists, Game: 2, five times (MR: 3/8/13 GR vs. HAM)
 Points, Game: 4, 3/23/13 GR at LE
 PIM, Game: 2, 17 times (MR: 4/12/13 GR vs. MIL)

FIRSTS

AHL Game: 3/30/12 GR vs. CHA
 AHL Point: 11/2/12 GR at SA (assist)
 AHL Goal: 11/3/12 GR at TEX (Jack Campbell)

Season	Team	League	Regular Season					Playoffs				
			GP	G	A	PTS	PIM	GP	G	A	PTS	PIM
2006-07	HV 71 U18	Swe-U18	1	0	0	0	0	1	0	0	0	0
2007-08	HV 71 U18	Swe-U18	18	8	12	20	28	--	--	--	--	--
	HV 71 Jr.	Swe-Jr.	23	1	6	7	12	3	0	0	0	4
2008-09	HV 71 Jr.	Swe-Jr.	41	8	28	36	44	6	1	5	6	4
2009-10	HV 71 Jr.	Swe-Jr.	15	5	29	34	14	--	--	--	--	--
	HV 71	Sweden	28	2	6	8	10	16	1	10	11	8
2010-11	HV 71	Sweden	52	0	16	16	32	2	0	0	0	0
	HV 71 Jr.	Swe-Jr.	--	--	--	--	--	5	2	0	2	4
2011-12	HV 71	Sweden	42	3	8	11	26	3	0	1	1	4
	Grand Rapids	AHL	3	0	0	0	0	--	--	--	--	--
2012-13	Grand Rapids	AHL	68	10	21	31	34	21	3	7	10	12
	GRIFFINS/AHL TOTALS		71	10	21	31	34	21	3	7	10	12
	PRO TOTALS		193	15	51	66	102	42	4	18	22	24



Photo by Dan Hickling

22 LOUIS-MARC AUBRY

Center

(*LOO-ee-MAHRK AW-bree*)

Height: 6'4" **Weight:** 213 **Shoots:** Left **Born:** 11/11/91 in Arthabaska, Quebec
Drafted: Detroit's 3rd choice, 81st overall, in 2010 NHL Entry Draft



Third season as a Griffin...Third year pro... Ranks among the Griffins' all-time leaders with a 0.500 shootout percentage (T10th)...Signed to a three-year entry-level contract by Detroit, 11/9/10...Assigned by Detroit, 9/26/11...Recalled by Detroit, 4/16/12...Assigned by Detroit, 9/14/12...Assigned by Detroit, 9/23/13.

2012-13: Won the Calder Cup with the Griffins...Recorded 12 points (4-8—12) and a career-high 60 penalty minutes in 64 games during his second professional season... Skated in 14 Calder Cup playoff games, notching one assist...Served a six-game suspension for his role in a bench-clearing brawl at Rockford, 1/23/13-2/6/13...Appeared in his 100th game as a Griffin, 2/9/13 at Oklahoma City...Had a career-high three-game point streak, 3/3/13-3/9/13...Picked up points in five of seven games, 3/3/13-3/17/13...Set a new career-high in penalty minutes with 15 on 3/28/13 at San Antonio. **2011-12:** Served as a "black ace" with Detroit during the 2012 Stanley Cup Playoffs...Tallied 16 points (5-11—16) in 62 games in his first professional season...Made his professional debut, 10/8/11 at Rockford, and recorded his first professional goal against the same team on 11/9/11...Scored goals in back-to-back games, 11/9/11-11/11/11...Posted a three-point night (1-2—3) and was named first star, 12/2/11 vs. Toronto...Tied for the fifth-best shootout percentage in franchise history by capitalizing on two of three attempts (0.667), including a shootout-winning goal on 3/20/11 at San Antonio...Notched six points (1-5—6) in a six-game stretch, 1/17/12-2/12/12. **2010-11:** Limited to just 35 appearances for the QMJHL's Montreal Juniors due to injury...Produced 25 points (13-12—25) during the regular season...Scored at just under a point-per-game pace before injury (11-9—20 in 21 games)...Skated in all 10 playoff games for Montreal, finishing third on the team with five goals (5-1—6)...Represented the QMJHL in Canada-Russia Subway Super Series...Was a teammate of current Griffins Xavier Ouellet and Trevor Parkes. **2009-10:** Recorded 33 points (15-18—33) in 66 games with the Juniors in draft season...Ranked among team leaders with 15 goals (T5th), 69 PIM (4th) and 124 hits (1st)...Scored a goal for Team Cherry in the 2010 CHL Top Prospects Game. **2008-09:** Played in 65 games for Montreal as a 16-year-old rookie, chipping in 22 points (10-12—22).

Personal: Lives in Trois-Rivieres, Quebec...Has two older sisters ...His father, Pierre, played in the NHL from 1980-85 for Quebec and Detroit and won a Calder Cup with the Adirondack Red Wings in 1986...Best friends in hockey are Phil Lefebvre and Pierre-Olivier Morin...Greatest hockey memory is winning the Calder Cup with the Griffins... Began playing hockey at the age of four...Hockey nickname is Lou the Shoe...Hockey idol as a youth was Joe Sakic...Greatest influence on his hockey career is his father, because he played hockey and knows what it takes to succeed...Interested in finance or business after his playing career...First job was selling used golf balls...Greatest personal obstacle he's overcome was dealing with injuries resulting from a growth spurt that saw him grow eight inches in four years...Favorite charitable cause is helping sick children...Most exciting place he's visited is Paris... If he could trade occupations for one day, he would be a tennis or golf pro...Also speaks French...Played golf and tennis growing up...Favorite food is steak and lobster...Favorite music artist is Drake...Favorite movie is *Gladiator* and *The Rocket*...Favorite TV show is *Entourage*...Favorite web site is YouTube...Favorite book is *The Golfer and the Millionaire* by Mark Fisher...Enjoys watching golf and playing video games.



AHL CAREER HIGHS

Games Played: 64, 2012-13	Assist Streak: 2, three times (MR: 3/3/13-3/8/13)
Goals: 5, 2011-12	Point Streak: 3, 3/3/13-3/9/13
Assists: 11, 2011-12	Goals, Game: 1, nine times (MR: 3/23/13 GR at LE)
Points: 16, 2011-12	Assists, Game: 2, twice (MR: 2/12/12 GR vs. SA)
PIM: 60, 2012-13	Points, Game: 3, 12/2/11 GR vs. TOR
Goal Streak: 2, 11/9/11-11/11/11	PIM, Game: 15, 3/28/13 GR at SA

FIRSTS

AHL Game: 10/8/11 GR at RFD	AHL Goal: 11/9/11 GR vs. RFD (Alexander Salak)
AHL Point: 11/9/11 GR vs. RFD (goal)	

Season	Team	League	Regular Season					Playoffs				
			GP	G	A	PTS	PIM	GP	G	A	PTS	PIM
2006-07	Trois-Rivieres	QAAA	41	7	10	17	--	--	--	--	--	--
2007-08	Trois-Rivieres	QAAA	20	9	20	29	30	7	1	1	2	20
2008-09	Montreal	QMJHL	65	10	12	22	53	10	2	2	4	8
2009-10	Montreal	QMJHL	66	15	18	33	69	7	1	1	2	6
2010-11	Montreal	QMJHL	35	13	12	25	26	10	5	1	6	2
2011-12	Grand Rapids	AHL	62	5	11	16	39	--	--	--	--	--
2012-13	Grand Rapids	AHL	64	4	8	12	60	14	0	1	1	0
GRIFFINS/AHL/PRO TOTALS			126	9	19	28	99	14	0	1	1	0



Photo by Dan Hickling




15 MITCH CALLAHAN

Right Wing

Height: 6'0" **Weight:** 195 **Shoots:** Right **Born:** 8/17/91 in Whittier, Calif.

Drafted: Detroit's 6th choice, 180th overall, in 2009 NHL Entry Draft



Third season as a Griffin...Third year pro...Ranks among the Griffins' all-time playoff leaders with one shorthanded goal (T1st), two first goals (T6th) and a 0.182 shooting percentage (T10th)...Signed to a three-year entry-level contract by Detroit, 5/4/10... Assigned to Kelowna (WHL) by Detroit, 9/21/10...Assigned by Detroit, 9/26/11...Assigned by Detroit, 9/14/12...Assigned by Detroit, 9/22/13...Recalled by Detroit, 9/27/13... Assigned by Detroit, 9/28/13.

2012-13: Won the Calder Cup in his second season with the Griffins...Bested his rookie-year totals in games played (71), goals (11), assists (9) and points (20)...Contributed 11 points (6-5-11) in 24 postseason contests...Finished eighth on the team in the regular season in goals and tied for fourth in the playoffs...Notched his first professional hat trick and first multi-point game with on 1/19/13 at Rockford...Tallied five points (4-1-5)

in a two-game stretch, 1/19/13-1/23/13...Set a career high with two assists on 2/8/13 at Oklahoma City...Enjoyed his second multi-goal game of the season with two on 2/15/13 vs. Lake Erie...Recorded points in back-to-back games on five occasions in the playoffs, including Games 5 and 6 of the Calder Cup Finals against Syracuse...Tied for the team lead with five points (2-3-5) in the finals, including a goal and an assist during the Calder Cup-clinching game, 6/18/13 at Syracuse. **2011-12:** Posted nine points (6-3-9) and 103 penalty minutes during his first professional season, which was limited to 48 games due to two separate injuries...Finished second among AHL rookies with 14 fighting majors...Scored his first professional goal, 11/23/11 vs. Hamilton...Recorded the game-winning goal and was named first star, 12/16/11 at Lake Erie...Earned points in consecutive games for the first time as a pro, 12/14/11-12/16/11...Tallied four points (2-2-4) in a six-game stretch, 12/14/11-12/30/11. **2010-11:** Helped WHL Kelowna to a B.C. Division title by placing among team leaders with 23 goals (2nd), 31 assists (T3rd), 54 points (4th) and 87 penalty minutes (3rd)...Named WHL Player of the Week after notching 12 points (5-7-12) in four games, 11/2/10-11/6/10...Won a bronze medal with the United States at the World Junior Championship in Buffalo...Scored the game-winning goal against Switzerland to give the team a bye into the medal round... Finished second in Rockets playoff scoring with nine points (5-4-9) in 10 games, including four goals and three assists in a first-round sweep of Prince George. **2009-10:** Improved offensive totals from rookie season by scoring 47 points (20-27-47) in 72 games with Kelowna, finishing fourth on the team in scoring...Led the team with 147 PIM and 19 fighting majors, ranking ninth and fourth in the WHL in those categories, respectively...Only Rocket to appear in every regular season game...Notched six points (2-4-6) in 12 playoff games. **2008-09:** Made the eventual WHL champion Kelowna Rockets as an undrafted tryout...Contributed 27 points (14-13-27) in 70 regular season games and four points (1-3-4) in 22 playoff games...Ranked third in the WHL with 188 penalty minutes... Played in 2009 Memorial Cup, losing to the OHL's Windsor Spitfires in the championship game.

Personal: Lives in Whittier, Calif....Has an older sister...Greatest hockey memory is winning the Calder Cup with the Griffins...Began playing hockey at the age of seven...Hockey nicknames are Cally and Caveman...Hockey idol as a youth was Darcy Tucker...Chose his jersey number because his previous number (24, Travis Richards) is retired in Grand Rapids...Greatest influences on his hockey career are his parents...Plans to own a restaurant after playing hockey...First job was playing hockey...Greatest obstacle he's overcome was graduating high school...Proudest achievement is playing pro hockey...Favorite charity is the Griffins Youth Foundation...Most exciting thing he's ever done was making a toast at his sister's wedding...Most interesting fact about him is that his real name is John...If he could trade occupations for one day, he would trade with a pro surfer...Favorite food is teriyaki bowls...Favorite music artist is Drake...Least favorite music artist is Taylor Swift...Favorite movie is *Lords of Dogtown*...Favorite website is YouTube...Favorite vacation spots are the Bahamas and Las Vegas....Roots for the Los Angeles Dodgers...Enjoys baseball, bowling and movies.



AHL CAREER HIGHS

Games Played: 71, 2012-13
 Goals: 11, 2012-13
 Assists: 9, 2012-13
 Points: 20, 2012-13
 PIM: 103, 2011-12
 Goal Streak: 2, twice (MR: 2/23/13-2/24/13)

Assist Streak: 2, 3/9/13-3/10/13
 Point Streak: 2, five times (MR: 3/9/13-3/10/13)
 Goals, Game: 3, 1/19/13 GR at RFD
 Assists, Game: 2, 2/8/13 GR at OKC
 Points, Game: 3, 1/19/13 GR at RFD
 PIM, Game: 26, 12/9/12 GR vs. RFD

FIRSTS

AHL Game: 10/8/11 GR at RFD
 AHL Point: 11/23/11 GR vs. HAM (goal)

AHL Goal: 11/23/11 GR vs. HAM (Robert Mayer)

Season	Team	League	Regular Season					Playoffs				
			GP	G	A	PTS	PIM	GP	G	A	PTS	PIM
2007-08	Los Angeles	Minor-CA	52	32	37	69	62	--	--	--	--	--
2008-09	Kelowna	WHL	70	14	13	27	188	22	1	3	4	43
2009-10	Kelowna	WHL	72	20	27	47	165	12	2	4	6	10
2010-11	Kelowna	WHL	62	23	31	54	87	10	5	4	9	17
2011-12	Grand Rapids	AHL	48	6	3	9	103	--	--	--	--	--
2012-13	Grand Rapids	AHL	71	11	9	20	93	24	6	5	11	33
GRIFFINS/AHL/PRO TOTALS			119	17	12	29	196	24	6	5	11	33



Photo by Dan Hickling



8 WILLIE COETZEE

Right Wing
(*KOHT-zee*)

Height: 5'10" Weight: 185 Shoots: Right Born: 11/7/90 in Johannesburg, South Africa



Fifth season as a Griffin...Fourth year pro...Signed to a three-year entry-level contract by Detroit, 9/18/09...Assigned to Red Deer (WHL) by Detroit, 9/18/09...Reassigned from Red Deer by Detroit, 3/30/10...Reassigned to Red Deer by Detroit, 4/12/10...Assigned by Detroit, 9/29/10...Recalled by Detroit, 10/1/10...Assigned by Detroit, 10/3/10...Reassigned to Toledo (ECHL) by Detroit, 12/1/10...Reassigned from Toledo by Detroit, 12/6/10...Reassigned to Toledo by Detroit, 1/28/11...Reassigned from Toledo by Detroit, 4/5/11...Assigned by Detroit, 9/26/11...Assigned by Detroit, 9/14/12...Reassigned to Toledo by Detroit, 10/9/12...Reassigned from Toledo by Detroit, 1/4/13...Reassigned to Toledo by Detroit, 1/5/13...Reassigned from Toledo by Detroit, 2/15/13...Reassigned to Toledo by Detroit, 2/16/13...Reassigned from Toledo by Detroit, 4/19/13.

2012-13: Served as a "black ace" with Grand Rapids during the 2013 Calder Cup Playoffs...Made one appearance with the Griffins during the regular season...Led ECHL Toledo with 68 points (28-40-68) in 64 games...Tied for ninth in the league in goals and finished fourth with 260 shots...Enjoyed two five-game point streaks, 11/16/12-11/24/12 and 12/7/12-12/16/12...Represented Toledo at the ECHL All-Star Game, recording a goal and an assist...Amassed 13 points (6-7-13) in an eight-game stretch, 1/27/13-2/27/13...Picked up a season-high four points (1-3-4) in the Walleye's season finale, 3/29/13 at Wheeling...Tied for the team lead with four assists in the postseason. **2011-12:** Notched 22 points (11-11-22) in 61 games with Grand Rapids as a second-year pro...Recorded his first AHL goal, 10/8/11 at Rockford...Tallied goals in each of the team's first two games, 10/8/11-10/14/11...Enjoyed a career-best three-game point streak (2-1-3) from 10/29/11-11/2/11 and matched that streak with four points (2-2-4) in three games from 1/13/12-1/17/12...Registered his first AHL two-goal game, 12/14/11 vs. Rockford...Scored in back-to-back games on four occasions. **2010-11:** Split first professional season between Grand Rapids and Toledo...Recorded his first AHL point with an assist, 10/23/10 vs. Rochester...Finished the season with five points (0-5-5) in 25 games with the Griffins...Tallied his first multi-point game (0-2-2), 11/27/10 at Chicago...Debuted with ECHL Toledo on 12/3/10 and notched six points (3-3-6) in his first six games...Earned 20 points (9-11-20) in 36 total contests with the Walleye. **2009-10:** Made AHL debut, 4/3/10 at Abbotsford, and appeared in two games with Grand Rapids...Tied for 18th in the Western Hockey League with 81 points (29-52-81) in 72 games for Red Deer...His 52 assists tied for 14th in the league...Paced the Rebels in assists, points and plus-minus (plus-10), while standing second in goals and third in power play tallies (10)...Netted one goal in four playoff games with Red Deer...Was a teammate of current Griffin Landon Ferraro. **2008-09:** Skated in 72 contests for Red Deer, ranking among the Rebels' leaders with 18 goals (3rd), 24 assists (T3rd), 42 points (2nd) and 10 power play goals (2nd). **2007-08:** Played 56 games between Cowichan Valley (33) of the British Columbia Hockey League and Red Deer (23)...Tallied 16 points (5-11-16) for Cowichan Valley, tying for ninth in assists and 12th in points...Netted two goals during his time with Red Deer.

Personal: Lives in Maple Ridge, British Columbia...Has a Shetland Sheepdog named Annie...Has one older sister, Val, who has three boys...Famous relatives are his mom who was a professional tennis player and Dad who qualified for Olympic speed walking...Best friends in hockey are Griffins equipment manager Brad Thompson, Landon Ferraro, trainer John Bernal and asst. equipment manager Andrew Stegehuis...Greatest hockey memory is being part of the Calder Cup Championship...Began playing hockey at the age of four...Hockey nicknames is Bill...Hockey idols as a youth were Pavel Bure and Teemu Selanne...Chose his jersey number because he admires Teemu Selanne...Greatest influence on his hockey career is his family because they push him through the good and bad...Plans on staying involved in hockey or owning his own organic store after his playing career...First job was doing construction...Greatest obstacle he's overcome was hurting his ankle on his draft year and still coming back to make his junior team...Proudest achievements are signing with the Red Wings and being part of the Calder Cup experience...Favorite charity is the Make A Wish Foundation...Most unique thing he's done is travel to South Africa to visit family...Most interesting facts about him are that he has a beard, is a three handicap in golf and loves to camp and fish...If he could trade occupations for one day, he would trade with a professional golfer...Also speaks Afrikaans...Played soccer, golf and baseball growing up...Favorite food is seasoned chicken breast with sweet potato and asparagus...Favorite music artist is Anberlin...Favorite movie is *Saving Private Ryan*...Favorite TV shows are *The Walking Dead* and *Game of Thrones*...Favorite web site is IGN.com...Favorite book is *The Bible*...Favorite vacation spot is Whistler, B.C....Roots for the Seattle Seahawks and Michigan Wolverines...Enjoys watching golf, football and soccer.



AHL CAREER HIGHS

Games Played: 61, 2011-12
 Goals: 11, 2011-12
 Assists: 11, 2011-12
 Points: 22, 2011-12
 PIM: 25, 2011-12
 Goal Streak: 2, four times (MR: 4/13/12-4/14/12)

Assist Streak: n/a
 Point Streak: 3, twice (MR: 1/13/12-1/17/12)
 Goals, Game: 2, 12/14/11 GR vs. RFD
 Assists, Game: 2, 11/27/10 GR at CHI
 Points, Game: 2, three times (MR: 1/13/12 GR vs. TEX)
 PIM, Game: 5, 11/2/11 GR vs. LE

FIRSTS

AHL Game: 4/3/10 GR at ABB
 AHL Point: 10/23/10 GR at RCH (assist)

AHL Goal: 10/8/11 GR at RFD (Alec Richards)

Season	Team	League	Regular Season					Playoffs				
			GP	G	A	PTS	PIM	GP	G	A	PTS	PIM
2006-07	Vancouver NE	BCMML	40	22	25	47	56	--	--	--	--	--
2007-08	Cowichan Valley	BCHL	33	5	11	16	19	--	--	--	--	--
	Red Deer	WHL	23	2	0	2	14	--	--	--	--	--
2008-09	Red Deer	WHL	72	18	24	42	42	--	--	--	--	--
	Red Deer	WHL	72	29	52	81	32	4	1	0	1	0
2009-10	Grand Rapids	AHL	2	0	0	0	0	--	--	--	--	--
	Grand Rapids	AHL	25	0	5	5	8	--	--	--	--	--
2010-11	Toledo	ECHL	36	9	11	20	4	--	--	--	--	--
	Grand Rapids	AHL	61	11	11	22	25	--	--	--	--	--
2012-13	Toledo	ECHL	64	28	40	68	22	6	0	4	4	2
	Grand Rapids	AHL	1	0	0	0	0	--	--	--	--	--
GRIFFINS/AHL TOTALS			89	11	16	27	33	0	0	0	0	0
PRO TOTALS			189	48	67	115	59	6	0	4	4	2





31 JARED COREAU

Goaltender
(CORE-oh)

Height: 6'5"

Weight: 235

Catches: Left

Born: 11/5/91 in Perth, Ontario



First season as a Griffiin...First year pro...Signed to a three-year entry-level contract by Detroit, 4/3/13...Assigned by Detroit, 9/23/13...Recalled by Detroit, 9/27/13...Assigned by Detroit, 9/28/13...Recalled by Detroit, 9/29/13...Assigned by Detroit, 10/1/13.

2012-13: Started all 38 games for Northern Michigan University as a junior, owning a 15-19-4 record with a 2.70 goals against average, a 0.919 save percentage and one shutout...Finished 10th in the nation in minutes with 2181:36...Was unbeaten in a five-game stretch, 1/4/13-1/19/13, going 4-0-1...Surrendered just one goal on a season-high 51 shots in a win on 3/1/13 vs. Lake Superior...Named CCHA Goaltender of the Week on 1/7/13 and 3/4/13...Received team awards as the Gary Emmons Most Valuable Player for the first time and the Jim Mussatto Memorial Fitness Award for the second time. **2011-12:** Split the starting duties as a sophomore with the Wildcats, leading the

team with 12 wins, a 2.22 goals against average, a 0.928 save percentage and one shutout...Made a season-high 40 saves on 1/27/12 at Miami...Earned his first collegiate shutout on 2/11/12 at Bowling Green...Honored as the CCHA Goaltender of the Month in December...Nominated for the CCHA's Scholar Athlete of the Year and won his club's Brad Werenka Coaches Academic award. **2010-11:** Appeared in 15 games as a freshman at Northern Michigan, sporting a 5-5-2 record, a 3.71 goals against average and a 0.916 save percentage...Made 49 saves in his first collegiate start, 10/12/10 at Michigan Tech...Stopped 50 shots in victories on two occasions, 12/11/10 at Notre Dame (51) and 2/11/11 at Michigan State (50)...Named CCHA Goaltender of the Week on 11/1/10 and 1/3/11...Earned Wildcats' Jim Mussatto Memorial Fitness award. **2009-10:** Made 38 appearances with the USHL's Lincoln Stars...Ranked among league leaders with 1988:57 minutes (10th), a 3.62 goals against average (15th) and 893 saves (T10th)...Received the Stars' most improved player award. **2008-09:** Appeared in 12 games with the OJHL's Peterborough Liftlock Stars, sporting an 8-1-1 record alongside a 2.16 goals against average...Earned the team award for hockey and academic skills.


Personal: Lives in Perth, Ontario...Has a golden retriever named Harley...Studies accounting and corporate finance...Has one sister who is a mother of four...Best friend in hockey is Dustin Darou who plays for Northeastern...Greatest hockey memory is attending his first NHL game, three rows back from the goalie...Was part of the 2013 champion Red Wings prospect tournament team...Began playing hockey at the age of seven...Hockey nicknames are Rozie, Roziebird and Bird...Hockey idol as a youth was Curtis Joseph...Greatest influence on his hockey career is his father...Plans to travel after completing his playing career...Greatest obstacle he's overcome is being cut seven times from seven different teams in one year...Proudest achievements are signing an NHL contract and receiving a D1 scholarship...Favorite charitable cause is supporting breast cancer research...Most unique place he's ever visited is a private beach by Marquette that only a few people know about...Most interesting thing about him is that he can quote every movie he watches...Played lacrosse growing up...Favorite movie is *Forrest Gump*...Favorite TV show is *The Walking Dead*...Favorite book is *A Short History of Progress* by Ronald Wright...Roots for the San Francisco 49ers and Detroit Tigers...Enjoys watching football and baseball.

Season	Team	League	GP	Regular Season					Playoffs				
				W	L	O/T	GAA	SO	GP	W	L	GAA	SO
2008-09	Peterborough	OJHL	12	8	1	1	2.16	0	2	0	0	0.00	0
2009-10	Lincoln	USHL	38	7	22	4	3.62	1	--	--	--	--	--
2010-11	Northern Michigan	CCHA	15	5	5	2	3.71	0	--	--	--	--	--
2011-12	Northern Michigan	CCHA	23	12	7	2	2.22	1	--	--	--	--	--
2012-13	Northern Michigan	CCHA	38	15	19	4	2.70	1	--	--	--	--	--

44 BRENNAN EVANS

Defenseman

Height: 6'4" **Weight:** 230 **Shoots:** Left **Born:** 1/6/82 in North Battleford, Saskatchewan



Alternate captain...Second season as a Griffin...11th year pro...Ranks among the Griffins' all-time playoff leaders with a plus-10 rating (4th) and 36 penalty minutes (10th)...Traded to Kootenay (WHL) by Seattle with Bret DeCecco for Dion Lassu and Bradley Tutschek, 10/31/00...Signed as a free agent by Calgary, 9/30/03...Assigned to Lowell by Calgary, 9/22/03...Recalled from Lowell by Calgary, 4/27/04...Assigned to Lowell by Calgary, 9/15/04...Signed to a one-year contract by Ottawa, 9/30/05...Assigned to Binghamton by Ottawa, 9/30/05...Signed to a one-year contract by San Jose, 10/4/06...Assigned to Worcester by San Jose, 10/4/06...Re-signed to a one-year contract by San Jose, 7/18/07...Assigned to Worcester by San Jose, 9/25/07...Signed to a two-year contract by Anaheim, 7/11/08...Assigned to Iowa by Anaheim, 10/2/08...Loaned to Toronto (AHL) by Anaheim, 10/3/09...Signed to a two-year contract by St. Louis, 7/9/10...Assigned to Peoria by St. Louis, 9/27/10...Assigned to Peoria by St. Louis, 9/24/11...Signed to a one-year contract, 7/24/12...Re-signed to a one-year contract, 7/8/13.

2012-13: Won the Calder Cup in his 10th professional season and scored the championship-clinching goal for the Griffins...Tallied more points in 24 postseason games (2-6-8) than in 76 regular season games (0-7-7)...One of just three Griffins to skate in 100 games (every regular season and postseason game)...Finished the season as the AHL's active ironman after appearing in 164 straight games (last DNP: 9/13/11)...Ranked among team leaders with 148 penalty minutes (2nd) and a plus-nine rating (T6th)...Picked up his first point as a Griffin on 11/7/12 at Milwaukee...Tied a career high with two assists on 1/7/13 at Charlotte...Skated in his 700th AHL game on 3/23/13 at Lake Erie...Scored his first goal as a Griffin in Game 1 of the Western Conference Finals, 5/24/13 vs. Oklahoma City...Led all Grand Rapids defensemen with five points (1-4-5) in the Calder Cup Finals. **2011-12:** Skated in all 76 games in his second season with Peoria, recording seven points (2-5-7) and 125 penalty minutes, the second-highest total on the Rivermen...Reached 1,300 penalty minutes in the AHL, 1/12/12 vs. Lake Erie, and skated in his 600th professional game two nights later, 1/14/12 vs. Houston...Notched his 100th AHL point, 3/14/12 at Chicago. **2010-11:** Served as an alternate captain for the Peoria Rivermen and skated in 66 games...Registered 14 points (3-11-14) and ranked fifth on the team with 113 penalty minutes...Opened the season with assists in back-to-back games, 10/8/10-10/10/10...Played in his 500th AHL game, 10/17/10 at Texas...Recorded his first-ever hat trick, 2/23/11 vs. Texas, accounting for all of the goals he scored in the season, matching his career season-high and equaling his combined goals over his previous 288 games. **2009-10:** Skated in a team-high 79 games with the Toronto Marlies after being loaned by Anaheim...Chipped in eight points (1-7-8) and 199 penalty minutes...Placed second on the team and 12th in the league in penalty minutes...Logged his 1,000th professional penalty minute, 12/14/09 vs. Milwaukee, after a fighting major against current Griffin Triston Grant...Matched a career high when he recorded assists in three straight games, 4/3/10-4/10/10. **2008-09:** Tied a career high with 14 assists and came one point shy of equaling his career best in points with 15 (1-14-15) in 75 games for the Iowa Chops...Ranked third among his team's defensemen in scoring...Led the Chops and placed 16th in the AHL with 189 penalty minutes...Registered a career-high 24 penalty minutes, 10/28/08 at Houston...Set a new career high with a three-game assist streak (0-3-3), 1/20/09-1/24/09. **2007-08:** Set a career high by playing in all 80 games for Worcester...Led the team and placed 15th in the AHL with 211 penalty minutes...Recorded 14 points (1-13-14) for the Sharks. **2006-07:** Led the Worcester Sharks with 170 penalty minutes in 75 games...Enjoyed the best offensive season of his professional career with career highs in assists (14) and points (16)...Owned a team-best plus-23 rating which tied for ninth in the AHL...Tied a career high with two assists, 2/2/07 vs. Bridgeport...Set a franchise record after recording a plus-5 rating, 4/11/07 vs. Lowell...Notched an assist and 21 penalty minutes in five playoff games. **2005-06:** Tallied nine points (3-6-9) in 70 games for the Binghamton Senators...Scored his first goal since his AHL rookie season, 11/30/05 at Norfolk...Ranked fifth on the club with 198 penalty minutes and 28th overall in the league...Had a season-high 19 penalty minutes on 1/14/06 vs. Bridgeport...Contributed three multi-point games. **2004-05:** Logged 51 games for Lowell, tallying seven points (0-7-7) and 79 penalty minutes...Skated in five playoff games for the Lock Monsters. **2003-04:** Spent his first professional season with the Lowell Lock Monsters, recording 10 points (1-9-10) and 65 penalty minutes in 64 games...Made his professional debut on 10/10/03 vs. Portland...Notched his first pro point/goal and assist, 10/25/03 at Providence...Made his NHL debut during the first round of Calgary's run to the 2004 Stanley Cup Finals after being called up by the Flames on an emergency basis, 4/27/04 vs. Detroit...Appeared in two games during the playoffs – both against the Red Wings – but did not register on the scoresheet. **2002-03:** Enjoyed a career year in his final season of junior hockey, recording a career-high 23 points (6-17-23) in 67 games with Kootenay...Ranked second among Ice defensemen in points and place ninth on the team overall...Led the club with 182 penalty minutes. **2001-02:** Played in all 72 regular season games for Kootenay and notched five points (2-3-5)...Ranked fourth on the team with 121 penalty minutes...Had more points in 22 postseason games (0-6-6) than the regular season...Won the 2002 Memorial Cup after capturing the Ed Chynoweth Cup as the WHL's champion. **2000-01:** Scored one goal in 11 games with the WHL's Seattle Thunderbirds before a midseason trade to Kootenay...Notched nine points (2-7-9) in 55 games with the Ice and helped the team to the second-best record in the WHL...Tied for sixth on the team with 105 penalty minutes...Skated in all 11 postseason

2013-14 SEASON



contests. **1999-00:** Registered three points (1-2—3) in 52 games in his first full WHL season with Seattle. **1998-99:** Spent the season with the AJHL's Camrose Kodiaks in Canada's Junior A circuit and recorded seven points (1-6—7) and 98 penalty minutes in 47 games...Appeared in one postseason contest as a 16-year-old with the Thunderbirds.

Personal: Lives in Edmonton, Alberta... Married to Michele, a mom and nurse...Has one daughter, Vera... Has two siblings, Britt and Josh...Best friend in hockey is John Bernal...Has an Alaskan Malamute named Ammo...Greatest hockey memories are winning the 2002 Memorial Cup with Kootenay and the 2013 Calder Cup with the Griffins... Began playing hockey at the age of four...Hockey nickname is Evs...Hockey idol as a youth was Scott Stevens... Greatest influence on his hockey career is his father...Plans to sell insurance after his playing career...First job was on a paper route...Greatest obstacle he's overcome is his foot speed...Proudest accomplishment is winning the Calder Cup...Most exciting place he's ever visited is Edinburgh, Scotland...Most interesting fact about him is that he has never lost an arm wrestling contest...If he could trade occupations for one day, he would be a rock star...Played baseball and golf growing up...Once met Jim Cuddy...Favorite food is steak...Favorite musical artist is Pearl Jam... Favorite movies is *Inception*...Favorite TV show is *Sons of Anarchy*...Favorite website is Zergnet.com...Favorite book is *Lone Survivor* by Marcus Luttrell...Favorite vacation spot is Gull Lake, Alberta...Enjoys wakeboarding and watching World Cup, Euro Cup soccer and golf.

AHL CAREER HIGHS

Games Played: 80, 2007-08	Assist Streak: 3, twice (MR: 4/3/10-4/10/10)
Goals: 3, twice (MR: 2010-11)	Point Streak: 3, twice (MR: 4/3/10-4/10/10)
Assists: 14, twice (MR: 2008-09)	Goals, Game: 3, 2/23/11 PEO vs. TEX
Points: 16, 2006-07	Assists, Game: 2, six times (MR: 1/17/13 GR at CHA)
PIM: 211, 2007-08	Points, Game: 3, 2/23/11 PEO vs. TEX
Goal Streak: n/a	PIM, Game: 24, 10/28/08 IOW at HOU

FIRSTS

AHL Game: 10/10/03 LOW vs. POR	NHL Game: 4/27/04 CGY vs. DET (playoffs)
AHL Point: 10/25/03 LOW at PRO (goal)	NHL Point: n/a
AHL Goal: 10/25/03 LOW at PRO (Hannu Toivonen)	NHL Goal: n/a

Season	Team	League	Regular Season					Playoffs				
			GP	G	A	PTS	PIM	GP	G	A	PTS	PIM
1998-99	Camrose	AJHL	47	1	6	7	98	5	0	2	2	0
	Seattle	WHL	--	--	--	--	--	1	0	0	0	0
1999-00	Seattle	WHL	52	1	2	3	40	1	0	0	0	0
2000-01	Seattle	WHL	11	1	0	1	25	--	--	--	--	--
	Kootenay	WHL	55	2	7	9	105	11	0	0	0	25
2001-02	Kootenay	WHL	72	2	3	5	121	22	0	6	6	38
2002-03	Kootenay	WHL	67	6	17	23	182	11	1	1	2	24
2003-04	Lowell	AHL	64	1	9	10	65	--	--	--	--	--
	Calgary	NHL	--	--	--	--	--	2	0	0	0	0
2004-05	Lowell	AHL	51	0	7	7	79	5	0	0	0	2
2005-06	Binghamton	AHL	70	3	6	9	198	--	--	--	--	--
2006-07	Worcester	AHL	75	2	14	16	170	5	0	1	1	21
2007-08	Worcester	AHL	80	1	13	14	211	--	--	--	--	--
2008-09	Iowa	AHL	75	1	14	15	189	--	--	--	--	--
2009-10	Toronto	AHL	79	1	7	8	199	--	--	--	--	--
2010-11	Peoria	AHL	66	3	11	14	113	4	0	0	0	6
2011-12	Peoria	AHL	76	2	5	7	125	--	--	--	--	--
2012-13	Grand Rapids	AHL	76	0	7	7	148	24	2	6	8	36
	NHL TOTALS		--	--	--	--	--	2	0	0	0	0
	GRIFFINS TOTALS		76	0	7	7	148	24	2	6	8	36
	AHL TOTALS		712	14	93	107	1497	38	2	7	9	65
	PRO TOTALS		712	14	93	107	1497	40	2	7	9	65



29 LANDON FERRARO

Center

(fuh-RAHR-oh)

Height: 6'0" Weight: 182 Shoots: Right Born: 8/8/91 in Trail, British Columbia
Drafted: Detroit's 1st choice, 32nd overall, in 2009 NHL Entry Draft



Fourth season as a Griffin...Third year pro... Ranks among the Griffins' all-time leaders with two overtime goals (T3rd)...Ranks among the team's playoff leaders with 11 assists (T9th), one shorthanded goal (T1st), two game-winning goals (T6th) and one unassisted goal (T5th)...Signed to an amateur tryout, 3/30/10...Traded to Everett (WHL) by Red Deer for Byron Froese, 7/26/10...Signed to a three-year entry-level contract by Detroit, 11/2/10...Assigned by Detroit, 10/2/11...Assigned by Detroit, 9/14/12.

2012-13: Won the Calder Cup with the Griffins in his second professional season... Shattered his rookie year totals and ranked among team leaders with 24 goals (1st), 23 assists (6th) and 47 points (3rd) in 72 games, all career highs...Led the AHL with seven shorthanded points (3-4-7)...Also ranked among team leaders with eight power play goals (2nd), nine power play assists (T4th), 156 shots (4th) and a 0.154 shooting

percentage (1st)...Tied for third on the team and for sixth in the AHL with 16 points (5-11-16) in 24 playoff games...Began the season with points in three straight games, 10/12/12-10/19/12...Notched his first professional multi-point game with a two-goal game on 11/10/12 at Peoria...Became the ninth player in franchise history to have multiple career overtime goals when he scored the winner on 12/22/12 vs. Chicago...Set a career high with a five-game point streak, 12/31/12-1/9/13...Racked up five points (2-3-5) in a two-game span, 1/17/13-1/19/13... Finished the regular season on a four-game point streak, 4/12/13-4/21/13, as part of a seven-game stretch that saw him rack up nine points (5-4-9)...Matched his season high with a five-game point streak in the postseason, with eight points (2-6-8) from 5/4/13-5/17/13...Tied for the team lead with five points (1-4-5) in the Calder Cup Finals, including two assists in the clinching game on 6/18/13 at Syracuse. **2011-12:** Ranked second among Griffins rookies with 20 points (9-11-20) in 55 games...Tied for the team lead with four game-winning goals...Also placed among team leaders with 47 penalty minutes (7th), a 0.333 shootout percentage (6th) and a 0.103 shooting percentage (T7th)...Recorded his first pro assist/point in the team's season opener, 10/8/11 at Rockford...Scored his first professional goal, 11/11/11 at Hamilton...Notched an overtime-winning goal, 11/29/11 at Toronto, and a shootout-clinching tally, 12/14/11 vs. Rockford...Registered a pair of four-game point streaks, tallying four points (2-2-4) from 11/27/11-12/3/11 and four more (1-3-4) from 1/11/12-1/20/12...Scored goals in back-to-back games on two occasions, 11/27/11-11/29/11 and 3/7/12-3/10/12. **2010-11:** Joined WHL Everett after an offseason trade from Red Deer and served as captain...Finished sixth in team scoring despite missing 29 games with injuries... Registered 27 points (10-17-27) in 41 games with the Silvertips...Posted 10 points (4-6-10) in a career-high nine-game scoring streak to start the season...Racked up another nine points (4-5-9) in a six-game scoring streak in late January before losing the next six weeks to a sports hernia injury...Returned to tally three assists in four postseason contests. **2009-10:** Ranked among Red Deer's leaders with 16 goals (4th), 30 assists (3rd) and 46 points (4th)...Was a teammate of current Griffin Willie Coetzee...Joined the Griffins after the season on an amateur tryout and made his professional debut, 4/9/10 vs. Lake Erie. **2008-09:** Lit up the WHL for 37 goals, tying for ninth in the league... Added 18 assists to lead Red Deer in scoring with 55 points...Finished third on the club with 99 penalty minutes... Led the Rebels with 12 power play tallies...Appeared at the 2009 CHL Top Prospects Game and won the fastest skater event during the skills competition...Represented Canada at the World U18 Championship and recorded four points (2-2-4). **2007-08:** Skated in 54 games in his first full junior season and finished fourth on Red Deer as a 16-year-old with 24 points (13-11-24). **2006-07:** Played midget hockey for the Vancouver NW Giants and registered 34 points (21-13-34) in 25 games...Made his junior debut late in the season, going scoreless in four games with Red Deer. **2005-06:** Selected second overall by Red Deer in the 2006 WHL Bantam Draft.

Personal: Lives in Vancouver, British Columbia...His father, Ray, played 18 seasons in the NHL for six different teams, and his stepmother, Cammi Granato, is a Hockey Hall of Fame inductee...Best friend in hockey is Craig Cunningham...Greatest hockey memory is winning the Calder Cup...Began playing hockey at the age of three... Hockey nicknames are Lando and Ferraro...Hockey idol as a youth was Mats Sundin...Greatest influences on his hockey career are his father because he played in the NHL and his mother because of the hours she put in helping him...Plans to coach hockey after his playing career...First job was at a sporting goods store...Most unique thing he's done is visit where his grandfather grew up in Wales, England...If he could trade occupations for one day, he would be a golfer...Played baseball, golf and soccer growing up...Once met Shaq and Kobe Bryant...Favorite food is gnocchi...Favorite music artists are John Mayer, Mumford and Sons and the Red Hot Chili Peppers... Favorite TV show is *Sons of Anarchy*...Favorite author is Mitch Albom...Favorite vacation spot is Christina Lake, British Columbia...Roots for the San Francisco 49ers...Enjoys golfing, movies and cooking.



AHL CAREER HIGHS

Games Played: 72, 2012-13
 Goals: 24, 2012-13
 Assists: 23, 2012-13
 Points: 47, 2012-13
 PIM: 47, 2011-12
 Goal Streak: 2, five times (MR: 1/17/13-1/19/13)

Assist Streak: 3, 1/13/12-1/20/12
 Point Streak: 5, 12/31/12-1/9/13
 Goals, Game: 2, five times (MR: 4/13/13 GR vs. PEO)
 Assists, Game: 2, four times (MR: 1/19/13 GR at RFD)
 Points, Game: 3, twice (MR: 4/5/13 GR at ABB)
 PIM, Game: 7, three times (MR: 12/9/12 GR vs. RFD)

FIRSTS

AHL Game: 4/9/10 GR vs. LE
 AHL Point: 10/8/11 GR at RFD (assist)
 AHL Goal: 11/11/11 GR at HAM (Robert Mayer)

Season	Team	League	Regular Season					Playoffs				
			GP	G	A	PTS	PIM	GP	G	A	PTS	PIM
2006-07	Vancouver NW	BCMML	25	21	13	34	77	--	--	--	--	--
	Red Deer	WHL	4	0	0	0	0	1	0	0	0	0
2007-08	Red Deer	WHL	54	13	11	24	65	--	--	--	--	--
2008-09	Red Deer	WHL	68	37	18	55	99	--	--	--	--	--
2009-10	Red Deer	WHL	53	16	30	46	55	3	0	0	0	2
	Grand Rapids	AHL	2	0	0	0	0	--	--	--	--	--
2010-11	Everett	WHL	41	10	17	27	51	4	0	3	3	13
2011-12	Grand Rapids	AHL	56	9	11	20	47	--	--	--	--	--
2012-13	Grand Rapids	AHL	72	24	23	47	44	24	5	11	16	11
GRIFFINS/AHL/PRO TOTALS			130	33	34	67	91	24	5	11	16	11





20 GLEASON FOURNIER

Defenseman
(FOHR-nyay)

Height: 6'0"

Weight: 195

Shoots: Left

Born: 9/8/91 in Rimouski, Quebec

Drafted: Detroit's 4th choice, 90th overall, in 2009 NHL Entry Draft



Third season as a Griffin...Third year pro...Signed to a three-year entry-level contract by Detroit, 11/29/10...Assigned by Detroit, 9/26/11...Reassigned to Toledo (ECHL) by Detroit, 10/5/11...Reassigned from Toledo by Detroit, 11/17/11...Reassigned to Toledo by Detroit, 11/21/11...Reassigned from Toledo by Detroit, 11/26/11...Reassigned to Toledo by Detroit, 11/28/11...Reassigned from Toledo by Detroit, 3/1/12...Reassigned to Toledo by Detroit, 3/27/12...Reassigned from Toledo by Detroit, 4/1/12...Assigned by Detroit, 9/14/12...Reassigned to Toledo by Detroit, 11/19/12...Reassigned from Toledo by Detroit, 11/26/12...Reassigned to Toledo by Detroit, 12/5/12...Reassigned from Toledo by Detroit, 12/17/12...Reassigned to Toledo by Detroit, 1/4/13...Reassigned from Toledo by Detroit, 1/5/13...Reassigned to Toledo by Detroit, 3/12/13...Reassigned from Toledo by Detroit, 3/20/13...Assigned by Detroit, 9/22/13.

2012-13: Won the Calder Cup with Grand Rapids in his second professional season...Chipped in six points (1-5—6) in 30 regular season games, improving on his rookie-year totals in each offensive category...Recorded his first point of the season on 1/12/13 vs. Peoria and scored his first goal on 1/19/13 at Rockford...Suited up in six postseason games and picked up an assist on 5/4/13 vs. Houston...Skated in 15 games with ECHL Toledo, notching one goal and 12 penalty minutes. **2011-12:** Began the season in ECHL Toledo and recorded 18 points (2-16—18) in 55 games for the Walleye...Tied for seventh on the Walleye in assists and ranked sixth with 101 shots...Notched his first pro point in his second game, 10/21/11 at Kalamazoo, and scored his first professional goal three games later, 11/3/11 at Greenville...Had points in eight of his first 12 games with the Walleye...Appeared in 13 games with the Griffins, contributing four points (1-3—4)...Scored a goal in his AHL debut, 11/18/11 vs. San Antonio and recorded points in two of his first three games with the Griffins. **2010-11:** Ranked among QMJHL Rimouski's leaders in points (5th) and points by a defenseman (2nd) with 44 (12-32—44) in 57 games...Finished the season positioned 13th overall in QMJHL scoring among defensemen...Became the ninth defenseman in Oceanic history to hit 100 career points and the third to register 100 assists...Scored 11 of his 12 goals on the power play and tied for the team lead in that department...Registered two points (1-1—2) in Rimouski's four playoff games. **2009-10:** Nearly doubled his point total of the previous season, improving from 28 to 50 points (13-37—50)...His 37 assists ranked third on the team and his 50 points ranked fifth...Scored at a point-per-game clip in the playoffs with 12 points (2-10—12) in 12 games. **2008-09:** Participated in the 2009 Memorial Cup with the host Oceanic, playing four games...Contributed 28 points (3-25—28) in 66 games during the regular season...Limited to four games in the postseason due to injury. **2007-08:** Chipped in 11 points (3-8—11) in 56 games as a rookie with Rimouski...Skated in three postseason contests...Contributed a plus-three rating as the youngest player on the team.

Personal: Lives in Quebec City, Quebec...Has one sister...Best friend in hockey is Alex Belzile...Greatest hockey memory is winning the 2013 Calder Cup...Began playing hockey at the age of three...Hockey nickname is Fourns...Hockey idol as a youth was Joe Sakic...Chose his jersey number because it was his age when he was a rookie last season...Greatest influence on his hockey career is Donald Dufresne, current assistant coach of the Hamilton Bulldogs, because he taught him to play defensively with Rimouski...Favorite charitable causes are ones related to children or cancer...Most exciting places he's visited are New York City, Cancun and country music and electronic music festivals...Most interesting fact about him is that he was a good baseball player but chose to play hockey instead...If he could trade occupations for one day, he would be a DJ at a big music festival...Also speaks French...Played baseball, soccer and golf growing up...Favorite food is T-bone steak...Favorite music artists are Jason Aldean, Kenny Chesney, Tiesto, Avicii and Hardwell...Favorite movies are the *Bourne* movies...Favorite TV show is *Sons of Anarchy*...Favorite website is NHL.com...Favorite author is Stephen King...Enjoys watching baseball.



AHL CAREER HIGHS

Games Played: 30, 2012-13
 Goals: 1, twice (MR: 2012-13)
 Assists: 5, 2012-13
 Points: 6, 2012-13
 PIM: 23, 2012-13
 Goal Streak: n/a

Assist Streak: n/a
 Point Streak: n/a
 Goals, Game: 1, twice (MR: 1/19/13 GR at RFD)
 Assists, Game: 1, eight times (MR: 4/12/13 GR vs. MIL)
 Points, Game: 1, 10 times (MR: 4/12/13 GR vs. MIL)
 PIM, Game: 15, 1/19/13 GR at RFD

FIRSTS

AHL Game: 11/18/11 GR vs. SA
 AHL Goal: 11/18/11 GR vs. SA (Jacob Markstrom)
 AHL Point: 11/18/11 GR vs. SA (goal)

Season	Team	League	Regular Season					Playoffs				
			GP	G	A	PTS	PIM	GP	G	A	PTS	PIM
2006-07	Ecole Notre Dame	QAAA	44	3	17	20	32	13	0	2	2	30
2007-08	Rimouski	QMJHL	56	3	8	11	26	3	0	0	0	0
2008-09	Rimouski	QMJHL	66	3	25	28	64	4	0	0	0	0
2009-10	Rimouski	QMJHL	58	13	37	50	76	12	2	10	12	10
2010-11	Rimouski	QMJHL	57	12	32	44	58	4	1	1	2	12
2011-12	Toledo	ECHL	55	2	16	18	32	--	--	--	--	--
	Grand Rapids	AHL	13	1	3	4	14	--	--	--	--	--
2012-13	Grand Rapids	AHL	30	1	5	6	23	6	0	1	1	2
	Toledo	ECHL	15	1	0	1	12	--	--	--	--	--
GRIFFINS/AHL TOTALS			43	2	8	10	37	6	0	1	1	2
PRO TOTALS			113	5	24	29	81	6	0	1	1	2






27 MARTIN FRK

Right Wing
(FERK)

Height: 6'0" Weight: 205 Shoots: Right Born: 10/5/93 in Pelhrimov, Czech Republic
Drafted: Detroit's 1st choice, 49th overall, in 2012 NHL Entry Draft



First season as a Griffin...First year pro...Signed to a three-year entry-level contract by Detroit, 7/31/12...Assigned by Detroit, 9/22/13.

2012-13: Won the QMJHL President Cup and the CHL Memorial Cup with the Halifax Mooseheads, who compiled a 58-6-3-1 regular season record...Ranked second on the team and 13th in the league with 84 points (35-49-84) in 56 games...Tied for the league lead in shootout conversion (3-for-3)...Ranked among team leaders with 35 goals (T3rd), 49 assists (3rd), 13 power play goals (3rd), 26 power play points (4th), seven game-winning goals (1st), three shootout goals (1st) and 180 shots (4th)...Tallied nine multi-point games during an 11-game point streak, compiling 22 points (9-13-22) from 10/24/12-11/23/12...Logged a junior career-high 14-game scoring streak, amassing 24 points (11-13-24) from 12/4/12-2/8/13...Notched two four-point games in a three-game span (2/20/13-2/24-13)...Logged four points (3-1-4) in six games with the Czech Republic at the World Junior Championship in Ufa, Russia...Tied for second in QMJHL postseason scoring with 33 points (13-20-33) in 17 games, as Halifax went 16-1 en route to its league championship...Opened the playoffs with a franchise-record eight-point game (5-3-8), 3/22/13 vs. Saint John...Enjoyed six playoff games with three or more points, including a five-point night (2-3-5) during the QMJHL Finals, 5/8/13 at Baie-Comeau...Tied for second on the club with nine points (5-4-9) in four Memorial Cup games. **2011-12:** Limited to just 34 regular season games with Halifax due to a pre-season injury, making his season debut on 12/9/11...Finished ninth on the club with 29 points (16-13-29)...Racked up 11 points (6-5-11) in a six-game stretch, 1/13/12-1/29/12...Skated in 17 postseason games, tallying 11 points (5-6-11) to help the Mooseheads reach the conference finals. **2010-11:** Debuted in North America with Halifax and placed second on the club with 50 points (22-28-50) in 62 games...Placed third on the team in goals, tied for first in assists and ranked among team leaders with 75 penalty minutes (2nd), 19 power play points (T1st), four game-winning goals (1st), a 0.750 shootout percentage (1st) and 166 shots (3rd)...Posted a season-high four points (3-1-4) on 11/17/10 vs. Rimouski...Tallied his second hat trick of the season on 3/11/11 at P.E.I....Nominated for the RDS Cup Rookie of the Year and for the Michael Bergeron Trophy for the top offensive rookie...Represented his country at both the World U18 Championship in Crimmitschau and Dresden, Germany, tying for the team lead with five points (1-4-5) in six games, and the World Junior Championships in Buffalo, N.Y., placing second on the team with six points (3-3-6) in six games. **2009-10:** Picked up 13 points (9-4-13) in eight games for HC Karlovy Vary's under-17 club and led the under-20 team in goals (28), assists (30), points (58) and penalty minutes (186)...Tied for sixth in the under-20 league in scoring and led the league in penalty minutes...Represented the Czech Republic at the World U18 Championship in Minsk, Belarus, and tied for the team lead with seven points (2-5-7) in six contests. **2008-09:** Split the season between the under-17 and under-20 teams of Karlovy Vary...Racked up 38 points (26-12-38) in 22 games at the under-17 level and 20 points (8-12-20) in 16 games on the under-20 club...Led the under-17 team in scoring and had the fourth-best points-per-game average (1.73)...Tied for sixth on the under-20 team in scoring despite his abbreviated stint. **2007-08:** Led Karlovy Vary's under-17 team with 42 points (25-17-42) in 44 games as a 14-year-old...Tied for 13th in the circuit in goals.

Personal: Lives in Bochov, Czech Republic...Has one sister...Best friends in hockey are Matej Beran and David Honzik...Greatest hockey memory is winning the Memorial Cup with the Halifax Mooseheads of the QMJHL...Began playing hockey at the age of three...Nickname in hockey is Frky...Hockey idol as a youth is Martin Havlat...Chose his jersey number for his mom's birth date...Greatest influence on his hockey career is his family...First job was playing hockey...Favorite charity is the Make A Wish Foundation...Most exciting place he's ever visited is Egypt...Most interesting fact about him is that he has a good shot...If he could trade occupations for one day, he would be a magician...Also speaks Czech...Played soccer growing up...Once met Alessandro Nesta, an Italian professional soccer player...Favorite food is sushi...Favorite music artist is Rytmus...Favorite movie is *Rocky*...Favorite TV Show is *The Walking Dead*...Favorite website is Hokej.cz...Enjoys watching soccer.

Season	Team	League	Regular Season					Playoffs				
			GP	G	A	PTS	PIM	GP	G	A	PTS	PIM
2006-07	Karlovy Vary U17	CzR-U17	5	0	1	1	0	--	--	--	--	--
2007-08	Karlovy Vary U17	CzR-U17	44	25	17	42	56	2	1	0	1	4
2008-09	Karlovy Vary U17	CzR-U17	22	26	12	38	85	--	--	--	--	--
	Karlovy Vary U20	CzR-U20	16	8	12	20	6	--	--	--	--	--
2009-10	Karlovy Vary U17	CzR-U17	8	9	4	13	41	--	--	--	--	--
	Karlovy Vary U20	CzR-U20	41	28	30	58	186	6	2	3	5	4
	Halifax	QMJHL	62	22	28	50	75	4	0	2	2	8
2011-12	Halifax	QMJHL	34	16	13	29	41	17	5	6	11	26
2012-13	Halifax	QMJHL	56	35	49	84	84	17	13	20	33	32



33 LUKE GLENDENING


Center

Height: 5'11"

Weight: 195

Shoots: Right

Born: 4/28/89 in Grand Rapids, Mich.



Second season as a Griffin...Second year pro... Ranks among the Griffins' all-time playoff leaders with a plus-eight rating (T5th), one shorthanded goal (T1st) and one unassisted goal (T5th)...Signed to an amateur tryout by Providence, 4/4/12...Released by Providence, 4/15/12...Signed to a one-year contract, 6/19/12...Assigned to Toledo (ECHL), 10/9/12...Recalled from Toledo, 12/17/12...Signed to a one-year entry-level contract by Detroit, 7/5/13...Assigned by Detroit, 9/23/13...Recalled by Detroit, 9/26/13...Assigned by Detroit, 9/28/13.

2012-13: Won the Calder Cup with the Griffins after becoming the first-ever Greater Grand Rapids native to skate with the team during the regular season...Recorded 26 points (8-18—26) in 50 regular season games and tied for third on the team with 16 points (6-10—16) in 24 postseason games with the Griffins...Ranked among team

leaders with a plus-12 rating (4th)...Began the season with ECHL Toledo, recording 21 points (14-7—21) in 27 games and earning a selection to the ECHL All-Star Game before getting called up by Grand Rapids...Scored on his first shot and shift during his Griffins debut, 12/19/12 vs. Rochester...Notched a pair of two-goal games on 1/5/13 at Chicago and 2/8/13 at Oklahoma City...Set a season high with three points (0-3—3) on 1/19/13 at Rockford... Enjoyed a breakout in the playoffs with points in nine of 10 games, 4/28/13-5/21/13...Scored the series-clinching goal in a comeback win during Game 6 of the Western Conference Semifinals, 5/21/13 at Toronto...Shared the AHL postseason rookie scoring title with Riley Sheahan and tied for sixth overall in playoff scoring. **2011-12:** Became one of eight players to captain Michigan in multiple seasons...Named CCHA Best Defensive Forward, beating out current Griffin Riley Sheahan for the honors...Earned Michigan's Howard Colby Award for sportsmanship for the second straight year...Tied a career high with 21 points (10-11—21) in 41 contests with the Wolverines as a senior... Set new career bests in goals (10) and plus-minus (plus-18)...Notched his first collegiate hat trick, 10/13/11 vs. St. Lawrence...Bested his career-best point streak with five points (2-3—5) in his final five collegiate games, 3/9/12-3/23/12...Signed a tryout with Providence in April and made his AHL debut, 4/13/12 vs. Bridgeport...Appeared in three games with the Bruins overall, registering two shots. **2010-11:** Co-captained Michigan to a CCHA regular season championship and an appearance in the NCAA Frozen Four championship game, where it lost in overtime to Minnesota-Duluth...Named a National Strength and Conditioning All-American and earned the team's Howard Colby Award for sportsmanship...Earned MVP honors at the Great Lakes Invitational at Joe Louis Arena after scoring three goals during the tournament, including two in the championship game vs. Colorado College, 12/30/10...Received Michigan's Athletic Academic Achievement award. **2009-10:** Bested his freshman season totals with a career-high 21 points (7-14—21) in 45 games as a sophomore...Ranked among team leaders in games played (T1st), goals (T6th), assists (7th) and points (T8th)...Named an alternate captain by the team one month into the season. **2008-09:** Joined the University of Michigan as a walk-on and eventually earned a scholarship...Tallied 10 points (6-4—10) in 35 games for the Wolverines...Three of his six goals were game-winners, tying for fourth on the team in that department...Received CCHA Rookie of the Week honors after picking up three goals in two games against Nebraska Omaha, 2/13/09-2/14/09...Won Michigan's Alton D. Simms Award as the team's most improved player. **2007-08:** Attended Hotchkiss School in Connecticut after graduating from East Grand Rapids High School in 2007...Registered 28 points (8-20—28) in 24 games.

Personal: Lives in East Grand Rapids, Mich....Earned a degree in political science from the University of Michigan in 2012...Has a Great Dane named Lucy...Has two siblings, Mackenzie and Joe ...Greatest hockey memory is playing in the Big Chill at the Big House, an outdoor game between the University of Michigan and Michigan State University at Michigan Stadium and winning the Calder Cup...Began playing hockey at the age of five...Hockey nicknames are Glenny and Glenner...Hockey idol as a youth was Steve Yzerman...Greatest influence on his hockey career is his dad who taught him to have fun, be a good sport and try your best...Plans to teach or coach after his playing career...First job was at a landscaping company...Favorite charity is the Make A Wish Foundation...If he could trade occupations for one day, he would be a country singer...Played football, baseball and swam growing up...Favorite music is anything country... Favorite TV show is *Breaking Bad*...Favorite website is YouTube.com... Favorite book is anything about the Navy Seals...Roots for the Michigan Wolverines...Enjoys fishing and watching baseball and football.



AHL CAREER HIGHS

Games Played: 51, 2012-13
 Goals: 8, 2012-13
 Assists: 18, 2012-13
 Points: 26, 2012-13
 PIM: 50, 2012-13
 Goal Streak: n/a

Assist Streak: 3, 3/23/13-3/29/13
 Point Streak: 3, twice (MR: 3/23/13-3/29/13)
 Goals, Game: 2, twice (MR: 2/8/13 GR at OKC)
 Assists, Game: 3, 1/19/13 GR at RFD
 Points, Game: 3, 1/19/13 GR at RFD
 PIM, Game: 15, 1/26/13 GR vs. HOU

FIRSTS

AHL Game: 4/13/12 PRO vs. BRI
 AHL Point: 12/19/12 GR vs. RCH (goal)

AHL Goal: 12/19/12 GR vs. RCH (Connor Knapp)

Season	Team	League	Regular Season					Playoffs				
			GP	G	A	PTS	PIM	GP	G	A	PTS	PIM
2007-08	Hotchkiss	High-CT	24	8	20	28	--	--	--	--	--	--
2008-09	Michigan	CCHA	35	6	4	10	33	--	--	--	--	--
2009-10	Michigan	CCHA	45	7	14	21	39	--	--	--	--	--
2010-11	Michigan	CCHA	44	8	10	18	26	--	--	--	--	--
2011-12	Michigan	CCHA	41	10	11	21	24	--	--	--	--	--
2012-13	Providence	AHL	3	0	0	0	0	--	--	--	--	--
	Toledo	ECHL	27	14	7	21	27	--	--	--	--	--
	Grand Rapids	AHL	51	8	18	26	50	24	6	10	16	30
	GRIFFINS TOTALS		51	8	18	26	50	24	6	10	16	30
	AHL TOTALS		54	8	18	26	50	24	6	10	16	30
	PRO TOTALS		81	22	25	47	77	24	6	10	16	30



23 TRISTON GRANT

Left Wing

Height: 6'1"

Weight: 218

Shoots: Left

Born: 2/2/84 in Neepawa, Manitoba

Drafted: Philadelphia's 10th choice, 286th overall, in 2004 NHL Entry Draft



Second season as a Griffin...Ninth year pro...Traded to Vancouver (WHL) by Lethbridge with Warren McCutcheon for David Selthun and Brandon Sadlowski, 1/8/02...Signed to a three-year entry-level contract by Philadelphia (NHL), 7/27/05...Assigned to Philadelphia (AHL) by Philadelphia (NHL), 9/26/06...Assigned to Philadelphia (AHL) by Philadelphia (NHL), 9/25/06...Recalled from Philadelphia (AHL) by Philadelphia (NHL), 10/24/06...Assigned to Philadelphia (AHL) by Philadelphia (NHL), 11/4/06...Recalled from Philadelphia (AHL) by Philadelphia (NHL), 11/10/06...Assigned to Philadelphia (AHL) by Philadelphia (NHL), 11/22/06...Assigned to Philadelphia (AHL) by Philadelphia (NHL), 9/27/07...Traded to Nashville by Philadelphia with Philadelphia's 7th round choice (later traded to St. Louis - St. Louis selected Maxwell Tardy) in the 2009 NHL Entry Draft for Jan Niskaala, 6/24/08...Re-signed to a one-year contract by Nashville, 8/5/08...Assigned to Milwaukee by Nashville, 10/4/08...Re-signed to a one-year contract by Nashville,

6/9/09...Assigned to Milwaukee by Nashville, 9/29/09...Recalled from Milwaukee by Nashville, 10/7/09...Assigned to Milwaukee by Nashville, 10/13/09...Signed to a one-year contract by Florida, 7/1/2010...Assigned to Rochester by Florida, 9/28/10...Signed to a professional tryout by Oklahoma City, 10/1/11...Released from tryout and signed to a one-year contract by Oklahoma City, 12/2/11...Signed to a one-year contract, 7/9/12...Re-signed to a one-year contract, 7/8/13.

2012-13: Won the Calder Cup with the Griffins...Appeared in a career-high 75 games, recording 10 points (4-6-10) and a team-high 196 penalty minutes during the regular season...Chipped in four points (2-2-4) and 26 penalty minutes in 24 playoff games...Scored his first goal as a Griffin on 10/19/12 at Rochester...Recorded three points (1-2-3) in a four-game stretch, 11/9/12-11/16/12...Matched a franchise record for penalty minutes in one game with 34 on 1/9/13 at Rockford...Skated in his 500th professional game on 3/3/13 at Milwaukee and his 500th AHL game on 3/29/13 at Houston...Recorded three (2-1-3) of his four postseason points in the Calder Cup Finals. **2011-12:** Helped Oklahoma City to a regular season Western Conference championship, joining the team in early October on a tryout before signing a one-year contract in December...Recorded 15 points (11-4-15) in 53 games for the Barons...Paced the team with 163 penalty minutes and finished seventh in goals...Tied for 17th in the AHL in penalty minutes and was one of two players (along with Norfolk's Radko Gudas) in the league to have more than 150 penalty minutes and a double-digit plus-minus rating...Scored two goals and was a team-best plus-four in his second game with the Barons, 10/15/11 vs. Texas...Set a career high with a four-game point streak, 11/25/11-12/3/11...Scored four goals over a six-game span, 12/10/11-12/27/11...Skated in seven playoff games with the Barons, recording 29 penalty minutes...Set a new career high with 27 penalty minutes, 5/18/12 vs. Toronto. **2010-11:** Appeared in 56 games with Rochester, totaling 13 points (7-6-13) and 144 penalty minutes, which ranked second on the team...Tied for fifth on the Amerks with two game-winning goals...Set a new career best with an early-season three-game point streak, picking up three points (1-2-3), 10/10/10-10/16/10...Reached 1,000 AHL penalty minutes, 10/17/10 vs. Adirondack...Was briefly a teammate of current Griffin Nathan Paetsch. **2009-10:** Bested his career highs with 74 games played, 12 goals, 13 assists, 25 points and 236 penalty minutes, which ranked ninth in the AHL...Ranked among Milwaukee's leaders in games played (T6th), goals (8th), plus-minus (plus-10, T9th) and penalty minutes (1st)...Had his first-ever multi-assist game, 2/28/10 at Peoria, and had another in one of his five postseason games, 4/23/10 vs. Chicago...Recalled by Nashville in early October and played his first NHL game in nearly three years, 10/8/09 vs. Colorado...Recorded nine penalty minutes and two shots in three games with the Predators. **2008-09:** Logged 55 games for the West Division-champion Milwaukee Admirals, chipping in 11 points (3-8-11) and 153 penalty minutes...Placed second on the team in penalty minutes and third with a plus-11 rating...Was one of just four players in the AHL to post more than 150 penalty minutes and a double-digit plus-minus rating...Contributed two points (1-1-2) and 12 penalty minutes in 11 playoff games. **2007-08:** Nearly doubled his previous career highs by recording 21 points (10-11-21) in his third season with the Phantoms...Led the team with 181 penalty minutes and ranked among team leaders with 10 goals (8th), 21 points (T10th), a plus-nine rating (4th) and one shorthanded goal (T2nd)...Surpassed 500 AHL penalty minutes, 1/26/08 at Bridgeport...Registered two assists and 34 penalty minutes in 12 postseason games. **2006-07:** Tallied 11 points (5-6-11) in 61 games with the Phantoms...Led the club and placed 12th in the AHL with 199 penalty minutes...Named first star and scored two goals for his first professional multi-point game, 12/17/06 vs. Toronto...Was called up early in the season by the parent Flyers and made his NHL debut, 10/26/06 vs. Atlanta...Recorded his first NHL point with an assist, 11/15/06 at Anaheim...Appeared in eight total NHL games, recording one point and 10 penalty minutes. **2005-06:** Skated in 64 games for the Philadelphia Phantoms as a first-year pro, recording five points (2-3-5) and 190 penalty minutes, which ranked fifth on the team...Notched an assist in his first professional game, 10/8/05 vs. Binghamton...Scored his first professional goal, 11/4/05 vs. Hershey...Had a season-high 22 penalty minutes, 1/7/06 at Wilkes-Barre/Scranton. **2004-05:** Set career highs in all offensive categories during his final season of junior with 32 points (20-12-32) in 70 games...Placed among team leaders with 20 goals (4th), 32 points (6th) and 193 penalty minutes (2nd)...Had four multi-point games over a five-game stretch, totaling eight points (5-3-8),



10/5/04-10/15-04. **2003-04:** Ranked second in the WHL with 267 penalty minutes...Logged 69 games for Vancouver, recording 18 points (10-8-18)...Tied for seventh on the team in goals...Appeared in 11 postseason games with the Giants, recording two points (1-1-2) and 33 penalty minutes. **2002-03:** Played in all 72 games with Vancouver and recorded 20 points (10-10-20) and 200 penalty minutes...Led the team in penalty minutes and tied for ninth in goals...Scored in back-to-back games to start the season, 9/19/03-9/20/03...Recorded a hat trick, 11/12/03 vs. Everett. **2001-02:** Split the season between Lethbridge and the expansion Vancouver Giants, totaling 15 points (10-5-15) and 163 penalty minutes in 57 total games...Spent the first 36 games of the season with the Hurricanes, contributing nine points (8-1-9)...Finished third on Lethbridge with 110 penalty minutes despite a midseason trade...Picked up six points (2-4-6) and 53 penalty minutes in 21 games with the Giants. **2000-01:** Debuted in the WHL with the Lethbridge Hurricanes as a 16-year-old...Scored two goals and ranked ninth on the team with 75 penalty minutes despite being limited to 23 games played...Skated in five postseason contests.

Personal: Lives in Neepawa, Manitoba...Has one sister, Alayna...Greatest hockey memory is winning the 2013 Calder Cup...Began playing hockey at the age of six as a defenseman...Hockey nicknames are Bubba, T-Bird and Grantzky...Hockey idol as a youth was his uncle ...Chose his jersey number because it has a three in it...Greatest influences on his hockey career are his parents and his uncle, who played hockey...Plans to coach or open a car wash after his playing career...First job was as a plumber...Favorite charities are any local charities...Most interesting fact about him is that he can fix anything...If he could trade occupations for one day, he would be an astronaut...Played baseball, soccer and golf growing up...Favorite music genres are '80s metal and classic rock...Favorite movie is *Predator*...Favorite TV show is *Breaking Bad*...Favorite website is Barstool Sports...Enjoys watching football and baseball.

AHL CAREER HIGHS

Games Played: 75, 2012-13	Assist Streak: 3, 11/27/11-12/3/11
Goals: 12, 2009-10	Point Streak: 4, 11/25/11-12/3/11
Assists: 13, 2009-10	Goals, Game: 2, four times (MR: 10/15/11 OKC vs. TEX)
Points: 25, 2009-10	Assists, Game: 2, twice (MR: 4/23/10 MIL vs. CHI, playoffs)
PIM: 236, 2009-10	Points, Game: 2, nine times (MR: 10/15/11 OKC vs. TEX)
Goal Streak: 2, three times (MR: 12/20/11-12/27/11)	PIM, Game: 34, 1/9/13 GR at RFD

FIRSTS

AHL Game: 10/8/05 PHI vs. BNG	NHL Game: 10/26/06 PHI vs. ATL
AHL Point: 10/8/05 PHI vs. BNG (assist)	NHL Point: 11/15/06 PHI at ANA (assist)
AHL Goal: 11/4/05 PHI vs. HER (Frederic Cassivi)	NHL Goal: n/a

Season	Team	League	Regular Season					Playoffs				
			GP	G	A	PTS	PIM	GP	G	A	PTS	PIM
2000-01	Lethbridge	WHL	23	2	0	2	75	5	0	0	0	11
2001-02	Lethbridge	WHL	36	8	1	9	110	--	--	--	--	--
	Vancouver	WHL	21	2	4	6	53	--	--	--	--	--
2002-03	Vancouver	WHL	72	10	10	20	200	4	0	0	0	10
2003-04	Vancouver	WHL	69	10	8	18	267	11	1	1	2	33
2004-05	Vancouver	WHL	70	20	12	32	193	6	1	0	1	8
2005-06	Philadelphia	AHL	64	2	3	5	190	--	--	--	--	--
2006-07	Philadelphia	AHL	61	5	6	11	199	--	--	--	--	--
	Philadelphia	NHL	8	0	1	1	10	--	--	--	--	--
2007-08	Philadelphia	AHL	72	10	11	21	181	12	0	2	2	34
2008-09	Milwaukee	AHL	55	3	8	11	153	11	1	1	2	12
2009-10	Milwaukee	AHL	74	12	13	25	236	5	0	2	2	16
	Nashville	NHL	3	0	0	0	9	--	--	--	--	--
2010-11	Rochester	AHL	56	7	6	13	144	--	--	--	--	--
2011-12	Oklahoma City	AHL	53	11	4	15	163	7	0	0	0	29
2012-13	Grand Rapids	AHL	75	4	6	10	196	24	2	2	4	26
	NHL TOTALS		11	0	1	1	19	0	0	0	0	0
	GRIFFINS TOTALS		75	4	6	10	196	24	2	2	4	26
	AHL TOTALS		510	54	57	111	1462	59	3	7	10	117
	PRO TOTALS		521	54	58	112	1481	59	3	7	10	117



10 JEFF HOGGAN


Left Wing
(HOH-guhn)

Height: 6'1"

Weight: 195

Shoots: Left

Born: 2/1/78 in Hope, British Columbia



Captain...Second season as a Griffin...12th year pro... Ranks among the Griffins' all-time playoff leaders with one unassisted goal (T5th)...Signed to a professional tryout by Houston, 4/4/02...Signed to a two-year entry-level contract by Minnesota, 8/20/02... Assigned to Houston by Minnesota, 9/19/02...Assigned to Houston by Minnesota, 9/15/03...Signed to a one-year contract by Worcester, 10/11/04...Signed to a one-year contract by St. Louis, 8/2/05...Signed to a one-year contract by Boston, 7/21/06... Assigned to Providence by Boston, 11/11/06...Recalled from Providence by Boston, 12/3/06...Assigned to Providence by Boston, 12/5/06...Recalled from Providence by Boston, 12/6/06...Assigned to Providence by Boston, 1/31/07...Recalled from Providence by Boston, 3/8/07...Assigned to Providence by Boston, 4/10/07...Re-signed to a one-year contract by Boston, 7/23/07...Assigned to Providence by Boston, 10/2/07...Recalled from Providence by Boston, 3/29/08...Assigned to Providence by Boston, 3/31/08...Signed to a one-year contract by Phoenix, 7/15/08...Assigned to San Antonio by Phoenix, 9/29/08...Recalled from San Antonio by Phoenix, 2/4/09...Assigned to San Antonio by Phoenix, 2/13/09...Re-signed to a one-year contract by Phoenix, 7/20/09...Assigned to San Antonio by Phoenix, 9/24/09...Recalled from San Antonio by Phoenix, 12/27/09...Assigned to San Antonio by Phoenix, 1/10/10...Recalled from San Antonio by Phoenix, 2/9/10...Assigned to San Antonio by Phoenix, 2/14/10...Signed to a one-year contract by EHC Wolfsburg (DEL), 7/29/10...Signed to a one-year contract by Hannover (DEL), 6/14/11...Signed to a professional tryout, 9/28/12...Signed to a one-year contract, 10/9/12... Re-signed to a two-year contract, 7/9/13.

2012-13: Captained the Griffins to their first-ever Calder Cup championship after initially making the team on a tryout...Finished fourth during the regular season with 45 points (20-25-45) in 76 games and tied for eighth in the playoffs with 12 points (5-7-12) in 24 games...Ranked among the team's regular season leaders with 20 goals (5th), 25 assists (5th), a plus-seven rating (10th), two shorthanded goals (T2nd), 171 shots (2nd) and a 0.117 shooting percentage...One of three Griffins to appear in 100 games (every regular season and postseason game)...Recorded his first two points (1-1-2) as a Griffin in his second game, 10/13/12 vs. Hamilton...Set new career highs and Griffins season highs with four assists and five points on 1/19/13 at Rockford...Posted seven points (4-3-7) during a five-game scoring streak, 3/22/13-3/30/13...Factored in on each of the team's five goals during a three-in-three, notching five points (3-2-5) from 3/28/13-3/30/13...Tallied 31 points (15-16-31) in the team's final 38 games...Tied for the team lead with five points (1-4-5) during the Calder Cup Finals, including back-to-back two-point games, 6/9/13-6/12/13. **2011-12:** Tallied 28 points (14-14-28) in 43 contests for the DEL's Hannover Scorpions...Placed third on the Scorpions in scoring and goals. **2010-11:** Recorded 21 points (11-10-21) in 38 games for Wolfsburg Grizzly Adams in Germany...Tied for ninth on the team in points and fifth in goals...Skated in two postseason contests for the club. **2009-10:** Notched 33 points (13-20-33) in 70 games as captain of the Rampage...Recorded five multi-point games, including a two-goal game on 12/3/09 at Houston to match a career best...Led San Antonio with three shorthanded goals and finished third on the club with 197 shots... Appeared in four games for Phoenix, logging two penalty minutes. **2008-09:** Led the San Antonio Rampage with 22 goals and tied for sixth overall in scoring with 35 points...Racked up nine points (7-2-9) over a career-high seven-game point streak, 12/19/08-1/7/09, which included a personal-best six-game goal streak, 12/27/08-1/7/09... Matched his career single-game high of two goals on three occasions, 11/28/08 at Quad City, 1/7/09 at Chicago and 2/20/09 at Quad City...Skated in four games with the Phoenix Coyotes, logging an assist and seven penalty minutes on 2/7/09 vs. Carolina...Played in his 100th NHL game on 2/4/09 at Detroit. **2007-08:** Set professional career highs in goals (29), assists (31) and points (60) to help Providence finish first in the AHL with 117 points...Skated in one game for Boston...Led the AHL with a plus-39 rating...Finished third on the team in points and second in goals...Recorded six points (3-3-6) in his first five games of the season, including back-to-back two point games, 10/6/07-10/21/07...Recorded six multi-point games over an eight-game span, 1/18/08-2/6/08 as part of a stretch that saw him rack up 16 points (7-9-16) in 10 games, 1/13/08-2/8/08...Notched a career-high three points (1-2-3) on three occasions, 2/6/08 vs. Milwaukee, 2/21/08 at Hartford and 4/19/08 at Manchester (playoffs)...Recorded 17 multi-point games overall...Appeared in five postseason games and had at least a point in each, finishing with seven (3-4-7). **2006-07:** Split the season between Boston and Providence, suiting up in 46 games in the NHL and 22 in the AHL...Notched two assists and 33 penalty minutes during his time with the parent Bruins and tallied 11 points (4-7-11) in the AHL...Also tallied seven points (4-3-7) in 13 playoff games with Providence and scored in three straight games during its playoff series against Manchester, 5/9/07-5/14/07. **2005-06:** Signed with St. Louis in the offseason and spent the whole season in the NHL, recording eight points (2-6-8) in 52 games...Made his NHL debut, 10/5/05 at Detroit...Scored his first NHL goal, 10/8/05 vs. San Jose and notched his second NHL goal six games later, 10/25/05 at Phoenix...Logged a season-high 14:55 in the Blues' season finale, 4/18/06 at Chicago. **2004-05:** Joined the Worcester IceCats and recorded 25 points (16-9-25) in 47 contests...Missed 30 games with an ankle injury...Finished fifth on the team in goals and ninth in points...Named Worcester's Man of the Year for his community efforts. **2003-04:** Tripled his AHL rookie season totals with 36 points (21-15-36) in 77 games as a second-year pro...Ranked second on the team in goals, sixth in points, sixth in penalty minutes (88) and second



in plus-minus (plus-6)...Recorded his first professional two-goal game, 3/21/04 at Norfolk...Tallied goals in five straight games, 3/17/04-3/26/04. **2002-03:** Won the Calder Cup with Houston in his first full professional season... Appeared in 65 games with the Aeros, recording 11 points (6-5-11) and 45 penalty minutes...Recorded his first AHL goal/point, 11/3/02 at San Antonio, and recorded his first AHL assist in the same game...Scored in back-to-back games for the first time as a pro, 12/28/02-12/30/02, both games vs. Cincinnati...Chipped in one goal and two assists in 14 postseason contests. **2001-02:** Made his professional debut with Houston, playing in four postseason games against Utah after his collegiate season...Left Nebraska-Omaha as the school's all-time leader in goals (61), power play goals (18), shorthanded goals (8), shots (560) and penalty minutes (294)...Paced the Mavericks as a senior with 24 goals, 45 points, eight power play goals, four shorthanded goals, 185 shots and 92 penalty minutes. **2000-01:** Finished second on the Mavericks as a junior with 29 points and 17 assists to go along with 12 goals (T2nd)...Tied for the team lead in shots (151)...Also recorded five power play goals and a plus-nine rating. **1999-00:** Notched 25 points (16-9-25) and 82 penalty minutes in 34 games as a sophomore...Led the Mavericks in penalty minutes and game-winning goals (5)...Ranked second on the club in goals, shots (125) and power play goals (5)...Helped his school reach the championship round of the CCHA Tournament, where it lost to Michigan State...Named to the CCHA All-Tournament Team. **1998-99:** Tallied 14 points (9-5-14) in 36 games as a freshman at the University of Nebraska-Omaha...Finished third on the team in goals and tied for fourth in penalty minutes (42). **1997-98:** Led the BCHL's Powell River Kings in scoring with 72 points (38-34-72) in 59 games.

Personal: Lives in Omaha, Nebraska...Married to Chevonne, a nurse...Has two sons, Hunter and Cam, a third child on the way and a bulldog named Howie...Studied real estate and use economics at the University of Nebraska-Omaha...Has two brothers, Aaron, a member of the Royal Canadian Mounted Police, and Mark, an immigration officer...Best friend in hockey is Rob Facca, assistant coach at Western Michigan...Greatest hockey memories are his first NHL game vs. the Red Wings, his 100th NHL game and serving as captain when the Griffins won the 2013 Calder Cup...Began playing hockey at the age of three...Hockey nicknames are Hogie and Two-Dogs...Hockey idol as a youth was Wayne Gretzky, who was once his coach when he played for Phoenix...Greatest influence on his hockey career is Todd McLellan, the current head coach of the San Jose Sharks, who was his first pro coach in Houston...Plans to go into business after his playing career...First job was on a paper route...Greatest obstacles he's overcome are playing the CCHA playoffs on a torn ACL and being cut across his wrist by a skate blade...Proudest achievement is having two sons...Favorite charity is Parent Project Muscular Dystrophy...Most exciting thing he's done is tour Ireland and walk the Cliffs of Moher...Most interesting fact about him is that he's one of the oldest players in the league...If he could trade occupations for one day, he would be a storm chaser...Played baseball, basketball and golf growing up...Once met Erik Stolhanske, who played Robert "Rabbit" Roto in the movie *Super Troopers*...Favorite food is any of his wife's cooking...Favorite music artists are City and Colour, Imagine Dragons, Pearl Jam, The Lumineers, The Red Hot Chili Peppers and Mumford & Sons...Favorite movies are *Braveheart* and *Gladiator*...Favorite TV show is *Sons of Anarchy*...Favorite website is CBS Sports...Favorite book is *Lone Survivor* by Marcus Luttrell...Favorite vacation spot is Hawaii...Enjoys watching yoga, lifting weights and reading.





AHL CAREER HIGHS

Games Played: 77, 2003-04
 Goals: 29, 2007-08
 Assists: 31, 2007-08
 Points: 60, 2007-08
 PIM: 88, 2003-04
 Goal Streak: 6, 12/27/08-1/7/09


Assist Streak: 4, twice (MR: 3/14/08-3/19/08)
 Point Streak: 7, 12/19/08-1/7/09
 Goals, Game: 2, 12 times (MR: 4/21/13 GR at CHI)
 Assists, Game: 4, 1/19/13 GR at RFD
 Points, Game: 5, 1/19/13 GR at RFD
 PIM, Game: 17, 11/6/03 HOU vs. MIL

FIRSTS

AHL Game: 4/18/02 HOU at UTA (playoffs)
 AHL Point: 11/3/02 HOU at SA (goal)
 AHL Goal: 11/3/02 HOU at SA (Chris Mason)

NHL Game: 10/5/05 STL at DET
 NHL Point: 10/8/05 STL vs. SJ (goal)
 NHL Goal: 10/8/05 STL vs. SJ (Evgeni Nabokov)

Season	Team	League	Regular Season					Playoffs				
			GP	G	A	PTS	PIM	GP	G	A	PTS	PIM
1997-98	Powell	BCHL	59	38	34	72	85	--	--	--	--	--
1998-99	Nebraska-Omaha	NCAA	35	9	5	14	42	--	--	--	--	--
1999-00	Nebraska-Omaha	CCHA	34	16	9	25	82	--	--	--	--	--
2000-01	Nebraska-Omaha	CCHA	42	12	17	29	78	--	--	--	--	--
2001-02	Nebraska-Omaha	CCHA	41	24	21	45	92	--	--	--	--	--
	Houston	AHL	--	--	--	--	--	4	0	0	0	2
2002-03	Houston	AHL	65	6	5	11	45	14	1	2	3	23
2003-04	Houston	AHL	77	21	15	36	88	2	0	1	1	4
2004-05	Worcester	AHL	47	16	9	25	55	--	--	--	--	--
2005-06	St. Louis	NHL	52	2	6	8	34	--	--	--	--	--
2006-07	Boston	NHL	46	0	2	2	33	--	--	--	--	--
	Providence	AHL	22	4	7	11	27	13	4	3	7	17
2007-08	Providence	AHL	71	29	31	60	59	5	3	4	7	7
	Boston	NHL	1	0	0	0	0	--	--	--	--	--
2008-09	San Antonio	AHL	60	22	13	35	64	--	--	--	--	--
	Phoenix	NHL	4	0	1	1	7	--	--	--	--	--
2009-10	San Antonio	AHL	70	13	20	33	44	--	--	--	--	--
	Phoenix	NHL	4	0	0	0	2	--	--	--	--	--
2010-11	EHC Wolfsburg	DEL	38	11	10	21	63	2	0	0	0	2
2011-12	Hannover	Germany	43	14	14	28	14	--	--	--	--	--
2012-13	Grand Rapids	AHL	76	20	25	45	31	24	5	7	12	14
	NHL TOTALS		107	2	9	11	76	--	--	--	--	--
	GRIFFINS TOTALS		76	20	25	45	31	24	5	7	12	14
	AHL TOTALS		488	131	125	256	413	62	13	17	30	67
	PRO TOTALS		676	158	158	316	566	64	13	17	30	69



12 CALLE JARNKROK

Center

(*KAL-lee YAHRN-krook*)

Height: 6'0"

Weight: 188

Shoots: Right

Born: 9/25/91 in Gavle, Sweden

Drafted: Detroit's 2nd choice, 51st overall, in 2010 NHL Entry Draft



Second season as a Griffin...Fifth year pro...Signed to a three-year entry-level contract by Detroit, 5/30/12...Assigned to Brynas (Sweden) by Detroit, 5/30/12...Reassigned from Brynas by Detroit, 3/25/13...Reassigned to Brynas by Detroit, 4/14/13...Assigned by Detroit, 9/22/13...Recalled by Detroit, 9/27/13...Assigned by Detroit, 9/28/13.

2012-13: Made his North American debut by appearing in nine games with the Griffins after the conclusion of his season with SHL Brynas...Logged his first AHL game on 3/28/13 at San Antonio and notched two of his three points (0-3-3) on 4/5/13 at Abbotsford... Led Brynas with 42 points (13-29-42) in 53 games...Named one of eight finalists for Swedish Elite League MVP honors...Ranked among league leaders in points (T8th), assists (T6th) and power play points (19, T5th)...Joined Sweden for the World Championships in Sweden and Finland after his AHL stint and helped his country earn a gold medal.

2011-12: Helped lead Brynas to an SEL championship in his second full professional season...Placed among team leaders with 16 goals (2nd), 23 assists (4th) and 39 points (2nd) and ranked 14th in the SHL scoring race...Finished fourth in the league and second on his club in postseason scoring with 16 points (4-12-16) in 16 games...Debuted for the Swedish national team at the World Championships in Finland and Sweden, recording one assist in eight games. **2010-11:** Spent the entire season with Brynas' senior team and finished seventh on the team with 27 points (11-16-27) in 49 games...Led all SHL junior-aged players in goals and points...Nominated for the league's Rookie of the Year award...Finished second on the team with three goals in three postseason games...Represented Sweden at the World Junior Championship in Buffalo, N.Y., placing third on the team with five points (2-3-5) in six games. **2009-10:** Racked up 31 points (11-20-31) in 19 games with Brynas' under-20 club and debuted with the team in Sweden's top league at age 18...Tied for fifth on the junior team in scoring despite being limited to 19 games...Skated in 33 games with the senior club, registering 10 points (4-6-10)...Recorded a goal and an assist in five postseason contests. **2008-09:** Recorded 12 points (5-7-12) in seven games with Brynas at the under-18 level and 26 points (8-18-26) in 41 games in the under-20 league...Finished sixth on the under-20 club in scoring during the regular season...Tallied seven points (4-3-7) in seven postseason games as the club captured the league championship...Represented Sweden at the World U18 Championship in Fargo, N.D., tying for second on the team with nine points (2-7-9) in six games. **2007-08:** Tallied eight points (4-4-8) in 13 games with Brynas' under-18 team and debuted with the under-20 club at the age of 16.

Personal: Lives in Gavle, Sweden...Has one sister...Greatest hockey memory is earning a gold medal for his country in the World Championships and helping Brynas to an SHL championship...Began playing hockey at the age of four...Hockey nickname is Jarnar...Hockey idol as a youth was Peter Forsberg...Also speaks Swedish...Played soccer and golf growing up...Once met the king of Sweden...Favorite music artist is Håkan Hellström...Favorite TV show is *Entourage*...Favorite vacation spot is Gotland, Sweden...Enjoys golfing, skiing and soccer.



AHL CAREER HIGHS

Games Played: 9, 2012-13	Assist Streak: n/a
Goals: n/a	Point Streak: n/a
Assists: 3, 2012-13	Goals, Game: n/a
Points: 3, 2012-13	Assists, Game: 2, 4/5/13 GR at ABB
PIM: n/a	Points, Game: 2, 4/5/13 GR at ABB
Goal Streak: n/a	PIM, Game: n/a

FIRSTS

AHL Game: 3/28/13 GR at SA	AHL Goal: n/a
AHL Point: 4/5/13 GR at ABB (assist)	

Season	Team	League	Regular Season					Playoffs				
			GP	G	A	PTS	PIM	GP	G	A	PTS	PIM
2007-08	Brynas U18	Swe-U18	13	4	4	8	4	5	0	1	1	0
	Brynas Jr.	Swe-Jr.	2	0	0	0	2	--	--	--	--	--
2008-09	Brynas U18	Swe-U18	7	5	7	12	12	2	0	1	1	2
	Brynas Jr.	Swe-Jr.	41	8	18	26	37	7	4	3	7	2
2009-10	Brynas Jr.	Swe-Jr.	19	11	20	31	30	2	0	1	1	0
	Brynas	Sweden	33	4	6	10	2	5	1	1	2	0
2010-11	Brynas	Sweden	49	11	16	27	4	3	3	0	3	2
2011-12	Brynas	Sweden	50	16	23	39	22	16	4	12	16	12
2012-13	Brynas	Sweden	53	13	29	42	12	4	0	0	0	6
	Grand Rapids	AHL	9	0	3	3	0	--	--	--	--	--
GRIFFINS/AHL TOTALS			9	0	3	3	0	0	0	0	0	0
PRO TOTALS			194	44	77	121	40	28	8	13	21	20





14 NICK JENSEN

Defenseman

Height: 6'1"

Weight: 200

Shoots: Right

Born: 9/21/90 in Rogers, Minn.

Drafted: Detroit's 5th choice, 150th overall, in 2009 NHL Entry Draft



First season as a Griffin...First year pro...Signed to a two-year entry-level contract by Detroit, 5/2/13...Signed to an amateur tryout, 5/13/13.

2012-13: Served as a "black ace" with Grand Rapids during the 2013 Calder Cup Playoffs...Helped the WCHA's St. Cloud State Huskies to their best season in franchise history with an appearance in the NCAA Frozen Four...Led his team's blueliners in scoring for the third consecutive year, notching 31 points (4-27-31) in 42 games...Placed fourth on the team in assists and tied for fifth in points...Led the conference in assists by a defenseman and ranked fourth in points...Honored as the WCHA Defensive Player of the Year...Named an NCAA West First Team All-American and to the All-WCHA First Team.

2011-12: Posted 32 points (6-26-32) in 39 games as a sophomore with St. Cloud State...Ranked among team leaders in goals (T6th), assists (1st), points (3rd), game-winning

goals (2, T3rd), power play goals (4, 3rd)...Placed fourth among WCHA blueliners in scoring...Tallied a hat trick on 12/17/11 at Denver and registered three assists the following game, 12/29/11 at Western Michigan...Named WCHA Defensive Player of the Week, 12/20/11...Posted a team-best eight-game points streak from 2/3/12-3/3/12...Selected to the All-WCHA Third Team and Academic All-WCHA team...Named a WCHA Scholar-Athlete. **2010-11:** Led St. Cloud State defensemen in scoring as a freshman with 23 points (5-18-23) in 38 games...Notched nine points (2-7-9) in his first 10 collegiate games...Posted a season-high three points on two occasions, 2/11/11 at Minnesota-Duluth (1-2-3) and 2/25/11 vs. Wisconsin (0-3-3)...Named WCHA Rookie of the Week, 2/15/11...Awarded Roland Vandell Award as the Huskies' rookie of the year. **2009-10:** Helped the USHL's Green Bay Gamblers to a championship in his second season with the team...Skated in 53 games during the regular season, ranking 10th among USHL defensemen with 27 points (6-21-27)...Placed second among Green Bay defensemen in points...Tied for fourth in the league with a plus-36 rating...Notched eight points (2-6-8) in 12 postseason games to aid his team in winning the Clark Cup...Captured a gold medal with the United States at the World Junior A Challenge in Prince Edward Island, notching three points (1-2-3) in five games. **2008-09:** Tallied 22 points (5-17-22) in 52 games for Green Bay...Led the USHL with a plus-34 rating...Posted a season-high three points (1-2-3) on 2/21/09 vs. Sioux Falls.

Personal: Lives in Rogers, MN...Has one sibling...Uncle Steve Jensen is a former NHL player...Best friend in hockey is Brandon Burnell, who played with him at St. Cloud State...Greatest hockey memory is making it to the 2013 Frozen Four and winning the Clark Cup in the USHL...Championship teams he has been a part of are the USHL Green Bay Gamblers (2009-10, 2010-11) and St. Cloud State (McNaughton Cup, 2012-13)...Began playing hockey at the age of four...Hockey nicknames are Jenner and Jense...Hockey idol as a youth was Nicklas Lidstrom...Chose his jersey number because it was both his parents' athletic jersey number...Greatest influence on his hockey career is his dad Jeff who taught him the fundamentals of hockey...Plans on opening a restaurant after his playing career...First job was a landscaper...Greatest personal obstacle he's overcome is leaving home his senior year of high school to play Junior hockey...Proudest accomplishment was being awarded first-team All-American in 2013...Favorite charity is Locks of Love...Most unique thing he's ever done was crashing a random wedding wearing green tights and an ugly Christmas sweater...Most interesting fact about him is that a majority of his conversations consist of movie quotes...If he could trade occupations for one day, he would be a professional golfer...Played football and soccer growing up...Most famous non-hockey person he's met is Kirby Puckett...Favorite food is anything his girlfriend makes him...Favorite music artists are Pink Floyd and Lynyrd Skynyrd...Favorite movie is *Blow*...Favorite TV show is *Breaking Bad*...Favorite website is thehive.com...Favorite vacation spot is Manhattan Beach in Calif... Favorite pro sports team is the Minnesota Vikings...Enjoys golf, fishing and video games.

Season	Team	League	Regular Season					Playoffs				
			GP	G	A	PTS	PIM	GP	G	A	PTS	PIM
2006-07	Rogers	USHS	21	20	17	37	--	--	--	--	--	
2007-08	Rogers	USHS	14	14	13	27	--	--	--	--	--	
2008-09	Green Bay	USHL	52	5	17	22	27	7	0	1	1	2
2009-10	Green Bay	USHL	53	6	21	27	35	12	2	6	8	6
2010-11	St. Cloud State	WCHA	38	5	18	23	18	--	--	--	--	--
2011-12	St. Cloud State	WCHA	39	6	26	32	4	--	--	--	--	--
2012-13	St. Cloud State	WCHA	42	4	27	31	14	--	--	--	--	--



28 TOMAS JURCO

Right Wing
(toh-MAHS YUHR-koh)

Height: 6'1"

Weight: 200

Shoots: Left

Born: 12/28/92 in Kosice, Slovakia

Drafted: Detroit's 1st choice, 35th overall, in 2011 NHL Entry Draft



Second season as a Griffin...Second year pro... Ranks among the Griffins' all-time playoff leaders with eight goals (T9th), four power play goals (T4th), three game-winning goals (T2nd), two first goals (T6th) and two unassisted goals (T1st)...Signed to a three-year entry-level contract by Detroit, 8/7/12...Assigned by Detroit, 9/14/12...Assigned by Detroit, 9/22/13...Recalled by Detroit, 9/26/13...Assigned by Detroit, 9/28/13.

2012-13: Captured a championship for the third straight season, winning the Calder Cup with the Griffins in his first professional season...Tallied 28 points (14-14—28) in 74 regular season games and 14 points (8-6—14) in 24 playoff games...Ranked among team leaders in the regular season with 14 goals (7th), three game-winning goals (T4th), 119 shots (8th) and a 0.118 shooting percentage (6th)...Placed among AHL playoff leaders with 14 points (T12th), eight goals (T6th), four power play goals (T3rd) and three game-

winning goals (T2nd)...Made his professional debut on 10/12/12 vs. Milwaukee and notched his first goal/point on 10/19/12 at Rochester...Scored two goals just nine seconds apart, 11/16/12 at Lake Erie, coming two seconds shy of the franchise record...Posted back-to-back two-point games, 3/3/13-3/8/13 and 4/2/13-4/5/13...Recorded seven points (4-3—7) in a seven-game stretch, 4/2/13-4/19/13...Registered two goals in Game 2 of the Western Conference Quarterfinals, 4/28/13 at Houston...Notched five points (2-3—5) in five postseason games, 5/10/13-5/18/13...Set a season high with a four-game point streak, 6/1/13-6/5/13...Potted four goals in a five-game span, 6/2/13-6/9/13. **2011-12:** Amassed 68 points (30-38—68) in 48 games to help Saint John win the QMJHL's President's Cup in back-to-back years while reaching the league finals in three consecutive seasons...Capped off his junior career by helping the club to its third straight 100-point season and a winning percentage of 0.811 during his three seasons...Ranked among team leaders with 30 goals (T2nd), 38 assists (5th), 68 points (4th), a plus-46 rating (T4th), seven power play goals (3rd), two shorthanded goals (T2nd), five game-winning goals (3rd) 186 shots (3rd), two shootout goals (2nd) and a 1.000 shootout percentage (T1st)...Tied for fourth in the league in plus-minus and for ninth in game-winning goals...Ranked fourth on his team and in the QMJHL with 29 points (13-16—29) in 16 postseason games...Fell to Shawinigan in the Memorial Cup semifinal in his bid to help the Sea Dogs win two straight titles...Starred for Slovakia at the World Junior Championship in Calgary and Edmonton, Alberta, pacing his country with eight points (1-7—8) in five games and finishing 11th overall in tournament scoring. **2010-11:** Logged 60 games for Saint John and helped the team to a dominant season, where it piled up a 58-7-0-3 regular season record, captured the President's Cup with a 16-3 postseason record and won the 2011 CHL Memorial Cup...Placed sixth on the team with 56 points (31-25—56)...Ranked sixth in the league with a plus-46 rating...Led the QMJHL in shootout goals for the second straight year, tying with teammate Jonathan Huberdeau with five...Tied for fourth in the league with seven game-winning goals...Tied for fourth on the team with 18 points (6-12—18) in 19 playoff games during the team's championship run...Shared the Memorial Cup lead with four goals among his five points (4-1—5) in four contests...Represented Slovakia at the World Junior Championship in Buffalo, N.Y., recording one goal in six games. **2009-10:** Made the move to North America and finished fifth on the Sea Dogs with 51 points (26-25—51) in 64 games...Also ranked among team leaders with 26 goals (4th), 25 assists (9th), a plus-34 rating (7th), seven power play goals (T5th), a 0.186 shooting percentage (3rd), nine shootout goals (1st) and a 0.818 shootout percentage (2nd)...Led the league with nine shootout markers and tied for first with three shootout winners...Ranked fifth among QMJHL rookies in scoring...Registered 17 points (7-10—17) in 21 playoff games to help Saint John reach the QMJHL finals, where it fell to Moncton in six games. **2008-09:** Piled up 13 points (8-5—13) in five games for HC Kosice at the under-18 level before graduating to the under-20 level...Led the under-20 team in assists and finished second in points with 49 (19-30—49) in 48 games...Paced his team with five goals in three playoff games...Debuted for his country at the World U18 Championships in Fargo, N.D., and tied for the team lead with five points (2-3—5) in six contests. **2007-08:** Finished second on HC Kosice's under-18 club in scoring as a 15-year-old with 52 points (28-24—52) in 57 games.

Personal: Lives in Kosice, Slovakia...Has an older sister, Petra, who played hockey for Slovakia at the 2010 Olympics...Best friend in hockey is Tomas Varholik...Greatest hockey memory is winning the 2013 Calder Cup...Began playing hockey at the age of five...Hockey idols as a youth were Sidney Crosby, John Tavares and Marian Hossa...Plans to go into business after his playing career...If he could trade occupations for one day, he would be an actor...Also speaks Slovak and Czech...Played soccer growing up...Favorite foods are anything his mother makes...Favorite music artists are Coldplay...Favorite movies are *The Hangover*, *The Vow* and *21 Jump Street*...Favorite TV show is *Prison Break*...Favorite website is Facebook...Enjoys movies, soccer and music.



AHL CAREER HIGHS

Games Played: 74, 2012-13
 Goals: 14, 2012-13
 Assists: 14, 2012-13
 Points: 28, 2012-13
 PIM: 22, 2012-13
 Goal Streak: 2, three times (MR: 4/2/13-4/5/13)

Assist Streak: 2, 4/2/13-4/5/13
 Point Streak: 2, five times (MR: 4/13/13-4/19/13)
 Goals, Game: 2, twice (MR: 3/8/13 GR vs. HAM)
 Assists, Game: 1, 14 times (MR: 4/13/13 GR vs. PEO)
 Points, Game: 2, five times (MR: 4/5/13 GR at ABB)
 PIM, Game: 2, 11 times (MR: 4/5/13 GR at ABB)

FIRSTS

AHL Game: 10/12/12 GR vs. MIL
 AHL Point: 10/19/12 GR at RCH (goal)
 AHL Goal: 10/19/12 GR at RCH (David Leggio)

Season	Team	League	Regular Season					Playoffs				
			GP	G	A	PTS	PIM	GP	G	A	PTS	PIM
2007-08	HC Kosice U18	Svk-U18	57	28	24	52	30	--	--	--	--	--
2008-09	HC Kosice U18	Svk-U18	5	8	5	13	2	--	--	--	--	--
	HC Kosice Jr.	Slovak-Jr.	48	19	30	49	20	3	5	0	5	0
2009-10	Saint John	QMJHL	64	26	25	51	24	21	7	10	17	8
2010-11	Saint John	QMJHL	60	31	25	56	17	19	6	12	18	8
2011-12	Saint John	QMJHL	48	30	38	68	37	16	13	16	29	12
2012-13	Grand Rapids	AHL	74	14	14	28	22	24	8	6	14	21
GRIFFINS/AHL/PRO TOTALS			74	14	14	28	22	24	8	6	14	21





25 KEVIN LYNCH

Center

Height: 6'1" **Weight:** 198 **Shoots:** Right **Born:** 4/23/91 in Grosse Pointe, Mich.
Drafted: Columbus' 2nd choice, 56th overall, in 2009 NHL Entry Draft



First season as a Griffin...First year pro...Signed to a one-year contract, 9/9/13...Assigned to Toledo (ECHL), 9/30/13.

2012-13: Served as an alternate captain for the University of Michigan as a senior, ranked sixth overall with 27 points (10-17—27) and 48 penalty minutes (2nd) in 40 games with the Wolverines...Accumulated five power play goals (T2nd)...Led the team in game-winning goals with three...Tallied three assists in the CCHA tournament vs. Miami, 3/23/13...Earned his career-best assist streak of five games after recording an assist in both games of the series at OSU, 2/22/23. **2011-12:** Registered 13 points (8-5—13) in 39 games during his junior year at Michigan, ranking seventh in scoring...Scored a goal in the NCAA regional semifinals vs. Cornell, 3/23/12...Took a season-high seven shots on goal vs. Bowling Green, 2/25/12...Posted a 0.538 faceoff win percentage and a 0.127 shot percentage. **2010-11:** Played in all of Michigan's 44 regular-season games in his sophomore year, recording a career-high 11 goals with 16 points overall (11-5—16)...Assisted his team in winning the Great Lakes Invitational and CCHA regular season championship and reaching the NCAA Frozen Four title game, losing to Minnesota-Duluth in overtime...Scored the overtime game-winner in the NCAA West Regional semifinal vs. Nebraska-Omaha, 3/25/11...Tallied his first career short-handed goal against Western Michigan, 2/19/11. **2009-10:** Spent his first year at Michigan, helping his team win the CCHA Tournament and reach the quarterfinal round of the NCAA tournament...Notched 16 points (6-10—16) in 45 contests with the Wolverines...Matched career-high scoring for points in one game (2-1—3) vs. Miami in CCHA semifinal, claiming the game-winning goal and his first multi-goal game with Michigan...Recorded his first career assist vs. Lake Superior State, 10/30/09. **2008-09:** Skated for the USA Hockey National Team Development Under-18 team, amassing 48 points (24-24—48) and 54 penalty minutes...Won a gold medal at the 2009 IIHF World U-18 Championship. **2007-08:** Made 43 appearances with the USNTDP U-17 team and posted 15 points (11-4—15) and 24 penalty minutes...Led the team with five game-winning tallies.

Season	Team	League	Regular Season					Playoffs				
			GP	G	A	PTS	PIM	GP	G	A	PTS	PIM
2007-08	USNTDP U-17	NAHL	43	11	4	15	24	--	--	--	--	--
2008-09	USNTDP U-18	NAHL	16	8	7	15	14	--	--	--	--	--
	U.S. Under-18	Ind	63	24	24	48	54	--	--	--	--	--
2009-10	Michigan	CCHA	45	6	10	16	44	--	--	--	--	--
2010-11	Michigan	CCHA	44	11	5	16	36	--	--	--	--	--
2011-12	Michigan	CCHA	39	8	5	13	30	--	--	--	--	--
2012-13	Michigan	CCHA	40	10	17	27	48	--	--	--	--	--



3 ALEXEY MARCHENKO

Defenseman

Height: 6'2" **Weight:** 212 **Shoots:** Right **Born:** 1/2/92 in Moscow, Russia
Drafted: Detroit's 9th choice, 205th overall, in 2011 NHL Entry Draft



First season as a Griffin...Third year pro...Signed to a three-year entry-level contract by Detroit, 5/30/13...Assigned by Detroit, 9/23/13.

2012-13: Registered nine points (4-5-9) in 44 games in his first full season in the KHL with CSKA Moscow...Skated with the likes of Detroit's Pavel Datsyuk during the lockout and finished 13th on the club in scoring and fourth among defensemen...Suited up in seven postseason games but did not record a point. **2011-12:** Limited to just 11 combined regular season games between CSKA and CSKA Jr. (MHL) due to injury...Did not record a point in six KHL games and picked up six points (2-4-6) in five games in Russia's top junior circuit...Returned to appear in 19 playoff games with CSKA Jr., helping the club reach the league finals...Led MHL defensemen and tied for second among all players with 18 points (4-14-18) in 19 postseason contests. **2010-11:** Split the season

between the KHL and MHL, registering two points in 22 professional games and 38 points (5-33-38) in 36 games at the junior level...Led all MHL defensemen in scoring and helped CSKA Jr. capture the league championship...Tied for fifth on the team in the postseason with 11 points (3-8-11)...Ranked 18th overall in playoff scoring and led all blueliners. **2009-10:** Debuted in the KHL for CSKA, appearing in 10 games as an 18-year-old...Logged 34 points (11-23-34) and a team-best plus-26 rating for CSKA Jr...Led the team's defensemen in scoring and ranked third among MHL defensemen...Placed eighth on the club overall in points. **2008-09:** Skated in 38 games with CSKA Moscow's junior club, tallying 18 points (3-15-18) and 40 penalty minutes.

Personal: Lives in Moscow, Russia...Married to Uliana...Has two dogs, Emma and Afino...Greatest hockey memory is winning the league championship during the 2010-11 season with CSKA Jr...Began playing hockey at the age of six...Hockey nickname is Marchy...Hockey idol as a youth is Sergei Zubov...Greatest influence on his hockey career was watching the 1998 Olympic games...Plans on being involved with business and hockey after his playing career...First job was playing hockey...Proudest accomplishment is getting drafted by the Red Wings...Most exciting place he's visited is on top of a volcano in the Canary Islands...Also speaks Russian...Played tennis growing up...Once met Roberto Carlos, a famous Brazilian soccer player...Favorite foods are pasta and filet mignon...Favorite TV show is *Top Gear*...Favorite website is nhl.com...Favorite author is Jean-Christophe Grange...Roots for Barcelona soccer...Enjoys soccer, fishing and cars.

Season	Team	League	Regular Season					Playoffs				
			GP	G	A	PTS	PIM	GP	G	A	PTS	PIM
2008-09	CSKA Moscow-2	Rus-3	38	3	15	18	40	14	2	3	5	31
2009-10	CSKA Jr.	MHL	43	11	23	34	59	2	0	0	0	4
	CSKA Moscow	KHL	10	0	0	0	0	--	--	--	--	--
2010-11	CSKA Jr.	MHL	36	5	33	38	28	15	3	8	11	31
	CSKA Moscow	KHL	22	0	2	2	4	--	--	--	--	--
2011-12	CSKA Jr.	MHL	5	2	4	6	10	19	4	14	18	18
	CSKA Moscow	KHL	6	0	0	0	2	--	--	--	--	--
2012-13	CSKA Moscow	KHL	44	4	5	9	6	7	0	0	0	0
	PRO TOTALS		82	4	7	11	12	7	0	0	0	0



30 TOM MCCOLLUM

Goaltender

Height: 6'2" **Weight:** 215 **Catches:** Left **Born:** 12/7/89 in Cambria, N.Y.
Drafted: Detroit's 1st choice, 30th overall, in 2008 NHL Entry Draft



Fifth season as a Griffin...Fifth year pro...Ranks among the Griffins' all-time goaltending leaders with 113 games played (3rd), 6320:02 minutes (3rd), 45 wins (15th), three shutouts (19th), 2,728 saves (3rd) and five shootout wins (7th)...Signed to a three-year entry-level contract by Detroit, 10/3/08...Traded to Brampton (OHL) by Guelph for Brandon Foote, Josh Shalla and two second-round picks in the OHL Priority Selection, 1/9/09...Assigned by Detroit, 9/27/09...Reassigned to Toledo (ECHL) by Detroit, 1/2/10...Reassigned from Toledo by Detroit, 1/21/10...Recalled by Detroit, 4/19/10...Assigned by Detroit, 9/29/10...Recalled by Detroit, 10/1/10...Assigned by Detroit, 10/3/10...Reassigned to Toledo by Detroit, 12/22/10...Reassigned from Toledo by Detroit, 1/9/11...Recalled by Detroit, 1/15/11...Assigned by Detroit, 1/19/11...Reassigned to Toledo by Detroit, 2/22/11...Recalled from Toledo by Detroit, 3/28/11...Assigned by Detroit, 3/31/11...Recalled by Detroit, 4/11/11...Assigned by Detroit, 4/16/11...Assigned by Detroit, 9/26/11...

Reassigned to Toledo by Detroit, 10/5/11...Reassigned from Toledo by Detroit, 11/7/11...Reassigned to Toledo by Detroit, 12/7/11...Reassigned from Toledo by Detroit, 12/31/11...Reassigned to Toledo by Detroit, 2/27/12...Recalled by Detroit, 4/16/12...Assigned by Detroit, 9/14/12...Recalled by Detroit, 1/20/13...Assigned by Detroit, 1/22/13...Recalled by Detroit, 1/23/13...Assigned by Detroit, 2/3/13...Recalled by Detroit, 2/23/13...Assigned by Detroit, 2/24/13...Recalled by Detroit, 5/10/13...Assigned by Detroit, 5/14/13...Signed to a one-year contract, 7/22/13.

2012-13: Won the Calder Cup with the Griffins as a fourth-year pro...Set career bests in wins (18), goals against average (2.63) and shutouts (2)...Sported an 18-11-2 record in 31 appearances...Earned his second career shutout behind 20 saves on his 23rd birthday, 12/7/12 at Chicago...Steered aside 28 shots in a shutout during his 100th game as a Griffin, 2/6/13 vs. Houston...Stopped a season-high 34 shots on 3/3/13 at Milwaukee...Won four of his five starts in March and five of six overall from 3/3/13-4/2/13...Finished the season strong with a 6-2-1 record, a 1.97 GAA and a 0.929 save percentage in his last nine appearances. **2011-12:** Served as a "black ace" with Detroit during the Stanley Cup Playoffs...Began the season with ECHL Toledo, where he posted a 6-6-2 record with a team-best 2.62 goals against average and a 0.909 save percentage...Earned his first win of the season with a 37-save victory on 10/22/11 vs. South Carolina...Led the Griffins to a 4-3 overtime win, 11/29/11 at Toronto, after being recalled by the team earlier in the month...Set a new career best when he won five straight games between 11/29/11-1/7/12...Won six of seven starts, 11/23/11-1/7/12...Posted three victories in late March where he saw 40 or more shots, including a 41-save effort with six saves on seven shootout attempts, 3/20/12 at San Antonio...Named First Star after a career-high 43 saves in a 4-1 win, 3/25/12 at Oklahoma City...Set a new career high in wins (11) with a 5-4 overtime victory, 4/10/12 at Rochester...Led all Griffins goalies with 28 games played and tied for the team lead with 11 victories...Also posted a 3.49 GAA and a 0.891 save percentage. **2010-11:** Served as a "black ace" with Detroit during the first round of the 2011 Stanley Cup Playoffs...Split the season between Grand Rapids and ECHL Toledo...Made his NHL debut, making five saves in a relief effort on 3/30/11 vs. St. Louis...Posted a 6-12-2 record for the Griffins with a 3.33 GAA and 0.879 save percentage...Recorded his first AHL shutout with 23 saves in a 1-0 shootout loss, 11/10/10 vs. Milwaukee...Notched a season-high 39 saves on 42 shots in a 3-2 overtime loss, 12/5/10 at San Antonio...Backstopped the Griffins to their first home win of the season with a 28-save effort, 10/30/10 vs. Manitoba...Posted an 11-9-2 record with Toledo and led the team in wins (11) and save percentage (0.909)...Tied for third in the ECHL with three shutouts...Made at least 40 saves in four of five straight outings with the Walleye, 3/4/11-3/12/11. **2009-10:** Recalled by Detroit midway through the first round of the 2010 Stanley Cup Playoffs to serve as a "black ace"... Made 23 saves on 24 shots to earn a 3-1 win during his Griffins/pro debut, 10/3/09 at Peoria, becoming the youngest goalie to ever play for the Griffins (19 years, nine months)...Enjoyed a season-high four-game winning streak, during which he posted a 2.92 GAA and a 0.894 save percentage (10/24/09-11/13/09)...Made 40 saves on 43 shots and stopped five of six shooters in the shootout to lead Grand Rapids to a 4-3 win over Lake Erie, 12/11/09...Made 40 saves during a 4-3 shootout loss at Hamilton, 3/13/10...Made 25 saves on 26 shots during the Griffins' 6-1 home-finale win over Lake Erie, 4/10/10...Went 2-2 in shootouts, stopping 13 of 21 attempts (61.9%)...Registered a 2-1-0 record with a 4.48 GAA and 0.864 save percentage in four games with Toledo, 1/2/10-1/16/10. **2008-09:** Named to the OHL Eastern Conference All-Star Team and earned the victory in the OHL All-Star Game, 2/4/09...Selected as an OHL Second-Team All-Star...Was runner-up for OHL Goaltender of the Year, finishing just 37 voting points behind winner Mike Murphy...Earned a 17-10-4 record with a 2.23 GAA, a 0.926 save percentage and three shutouts through 31 games with Guelph...Traded mid-season to Brampton, where he registered a 17-6-0 mark with a 1.94 GAA, a 0.929 save percentage and four shutouts through 23 outings...With his combined numbers, he paced the OHL with seven shutouts and ranked second in the league with a 2.11 GAA and a 0.927 save percentage...Tied for fourth in the OHL with 34 wins and 54 games played...Led Brampton to the OHL Finals, where it fell to Windsor in five games...Led all OHL goaltenders during the playoffs with 21 games played and 1,284 minutes played, while ranking sixth with a 2.90 GAA...Played for the United States at the World Junior Championship in Ottawa prior to joining Brampton...Received OHL Goaltender of the Month honors for January...Tied a Brampton record with a nine-game winning streak, 1/11/09-2/6/09. **2007-08:** Named Guelph's Most Valuable Player after earning a 25-17-6



record with four shutouts, a 2.50 GAA and a 0.914 save percentage in 51 games...Tied for the OHL lead in shutouts and ranked among the leaders in GAA (4th), save percentage (6th), wins (8th) and games played (T5th)...Honored as the Storm's nominee for the OHL's Bobby Smith Award as the league's top academic player for the second straight season...Named an OHL Third Team All-Star for the second straight year...Selected as the OHL Goaltender of the Month for December...Registered a 1.91 GAA through 10 playoff contests with Guelph to rank second in the league. **2006-07:** Named to the OHL's All-Rookie Team after posting a 26-18-10 mark and tying for the league lead with five shutouts in 55 games for Guelph...Placed among the OHL's goaltending leaders with a 2.39 GAA (2nd) and a 0.918 save percentage (4th)...Tied for eighth in the league in wins and ninth in games played...Played for the silver medal-winning United States squad at the World U18 Championship in Finland...Was a member of the OHL Western Conference All-Star Team...Named to the OHL Scholastic Team.

Personal: Lives in Toronto, Ontario...Has one sibling, Diane...Best friends in hockey are Griffins equipment manager Brad Thompson and Landon Ferraro...Greatest hockey memory is winning the 2013 Calder Cup...Began playing hockey at the age of four as a forward...Hockey nicknames are Tommy Boy and Tom Cat...Hockey idol as a youth was Dominik Hasek...Greatest influence on his hockey career is Brian Dowd, who taught him how to play the game properly...Plans to coach after his playing career...First job was as a scorekeeper...Greatest obstacle he's overcome was his first three seasons with the Griffins...Favorite charity is the National MS Society...Most exciting place he's visited is an outdoor sauna in Finland...If he could trade occupations for one day, he would be a stand-up comedian...Played baseball, basketball, roller hockey and soccer growing up...Favorite food is anything Italian...Favorite music artists are Garth Brooks and Josh Turner...Favorite movie is *Lucky Number Slevin*...Favorite TV show is *The Mentalist*...Favorite website is YouTube.com...Favorite author is Tom Rob Smith...Enjoys reading, comedy and golf.

AHL CAREER HIGHS

Games Played: 32, 2009-10	Losing Streak (Regulation): 6, 1/23/10-2/26/10
Wins: 18, 2012-13	Winless Streak: 11, 12/18/09-3/13/10
Shutouts: 2, 2012-13	Saves, Game: 43, 3/25/12 GR at OKC
Consecutive Starts: 12, 3/20/12-4/13/12	Shots Faced, Game: 45, 3/20/12 GR at SA
Consecutive Games Played: 12, 3/20/12-4/13/12	Goals Against, Game: 7, 10/18/09 GR at SA
Winning Streak: 5, 11/29/11-1/7/12	

FIRSTS

AHL Game: 10/3/10 GR at PEO (3-1 W, 23 saves)	NHL Game: 3/30/11 DET vs. STL (3-10 ND, 5 saves)
AHL Win: 10/3/10 GR at PEO (3-1 W, 23 saves)	NHL Win: n/a
AHL Shutout: 11/10/10 GR at MIL (1-0 SOL, 23 saves)	NHL Shutout: n/a

Season	Team	League	Regular Season							Playoffs			
			GP	W	L	O/T	GAA	SO	GP	W	L	GAA	SO
2005-06	Wheatfield	EmJHL	24	2	19	3	4.52	1	--	--	--	--	--
2006-07	Guelph	OHL	55	26	18	10	2.39	*5	4	0	4	4.38	0
2007-08	Guelph	OHL	51	25	17	6	2.50	*4	10	5	5	1.91	1
2008-09	Guelph	OHL	31	17	10	4	2.23	*3	--	--	--	--	--
2009-10	Brampton	OHL	23	17	6	0	1.94	*4	*21	13	8	2.90	*1
	Grand Rapids	AHL	32	10	16	2	3.48	0	--	--	--	--	--
2010-11	Toledo	ECHL	4	2	1	0	4.48	0	--	--	--	--	--
	Grand Rapids	AHL	22	6	12	2	3.33	1	--	--	--	--	--
2011-12	Toledo	ECHL	23	11	9	2	2.76	3	--	--	--	--	--
	Detroit	NHL	1	0	0	0	12.00	0	--	--	--	--	--
	Grand Rapids	AHL	15	6	6	2	2.62	0	--	--	--	--	--
2012-13	Grand Rapids	AHL	28	11	16	0	3.49	0	--	--	--	--	--
	Grand Rapids	AHL	31	18	11	2	2.63	2	--	--	--	--	--
NHL TOTALS			1	0	0	0	12.00	0	--	--	--	--	--
GRIFFINS/AHL TOTALS			113	45	55	6	3.21	3	--	--	--	--	--
PRO TOTALS			156	64	71	10	3.12	6	--	--	--	--	--

*led league

26 DAVID MCINTYRE

Center

Height: 6'0" Weight: 200 Shoots: Left Born: 2/4/87 in Pefferlaw, Ontario
Drafted: Dallas' 4th choice, 138th overall, in 2006 NHL Entry Draft



First season as a Griffin...Fourth year pro...Traded to Anaheim by Dallas with a sixth-round pick in the 2010 NHL Entry Draft (Andreas Dahlstrom) for Brian Sutherby, 12/14/08...Traded to New Jersey by Anaheim for Sheldon Brookbank, 2/3/09...Signed to an amateur tryout by Lowell (AHL), 3/17/10...Signed to a two-year entry-level contract by New Jersey, 5/1/10...Assigned to Albany by New Jersey, 9/29/10...Traded to Minnesota by New Jersey for Maxim Noreau, 6/16/11...Re-signed to a one-year contract by Minnesota, 6/16/11...Assigned to Houston by Minnesota, 9/30/11...Recalled from Houston by Minnesota, 11/27/11...Assigned to Houston by Minnesota, 12/2/11...Recalled from Houston by Minnesota, 1/9/12...Assigned to Houston by Minnesota, 1/20/12...Re-signed to a one-year contract by Minnesota, 7/21/12...Assigned to Houston by Minnesota, 9/14/12...Signed to a one-year contract, 7/25/13.

2012-13: Matched his career high with 33 points (15-18-33) in 68 games with the Houston Aeros...Led the team with a plus-19 rating and ranked among team leaders with 15 goals (T4th), 18 assists (T6th), 33 points (5th), 45 penalty minutes (T5th), three game-winning goals (T3rd) and 143 shots (3rd)...Enjoyed career high-tying two goal games twice, 11/13/12 at San Antonio and 2/22/13 at Oklahoma City...Set a new career high with four-game point streaks from 1/20/13-1/26/13, totaling four points (2-2-4), and 4/11/13-4/20/13, totaling five points (1-4-5)...Picked up three points (2-1-3) in five games against Grand Rapids during the Western Conference Quarterfinals. **2011-12:** Skated in 63 games with Houston, ranking sixth on the team with 33 points (16-17-33)...Placed among team leaders with 16 goals (T3rd), 17 assists (7th), 73 penalty minutes (3rd), two shorthanded goals (T1st) and a 0.140 shooting percentage (2nd)...Tied a career high with two goals on two occasions, 10/14/11 at Texas and 12/30/11 at San Antonio...Recorded eight points (6-2-8) in a 10-game stretch, 10/14/11-11/3/11...Converted on a penalty shot during a two-point game (1-1-2), 2/25/12 at Texas...Appeared in four playoff games. **2010-11:** Suited up in 78 games with the Albany Devils in his first full professional season...Ranked among team leaders with 12 goals (7th), 18 assists (7th), 30 points (T5th), one shorthanded goal (T3rd), four first goals (T1st), four unassisted goals (1st) and 126 shots (5th)...Scored a career-high two goals in his season debut, 10/9/10 vs. Adirondack...Recorded points (1-2-3) in a three-game point streak, 2/20/11-2/26/11...Matched his season high with two points (1-1-2) on 4/2/11 vs. Charlotte. **2009-10:** Captained the ECAC's Colgate Raiders as a senior...Ranked among team leaders with 11 goals (4th), 28 assists (1st), 39 points (2nd) and 60 penalty minutes (1st)...Posted a career-high four points (1-3-4), 11/6/09 vs. Harvard...Named ECAC Player of the Week on two occasions, 11/9/09 and 11/23/09...Picked up 15 points (4-11-15) during an eight-game point streak, 10/30/09-11/21/09...Notched 12 points (2-9-11) in his final nine collegiate games, 2/12/10-3/13/10...Named to the ECAC Second All-Star Team...Made his professional/AHL debut with the Lowell Devils, 3/19/10 vs. Providence...Picked up his first two professional points with a goal and an assist, 3/26/10 vs. Springfield...Finished with five points (3-2-5) in 12 regular season games and two points (1-1-2) in five playoff appearances. **2008-09:** Ranked among the nation's top players as a junior at Colgate, leading the team with 43 points (21-22-43) in 37 games and placing 21st in the NCAA in scoring...Nominated for the Hobey Baker Award...Also led the Raiders in goals, assists, penalty minutes (54), game-winning goals (4) and shorthanded goals (2)...Amassed 15 points (7-8-15) during a 10-game point streak, 11/22/08-1/8/09...Named a First Team All-American by AHCA/Reebok, Inside College Hockey and College Hockey News...Named to the ECAC First All-Star Team and ECAC All-Academic Team. **2007-08:** Skated in 39 games with the Raiders, ranking among team leaders with 15 goals (2nd), 17 assists (T3rd), 32 points (3rd), two game-winning goals (T2nd) and three power play goals (T3rd)...Tied for fourth in the ECAC in goals...Enjoyed three-point games on six occasions...Racked up 15 points in a nine-game span, 11/23/07-1/26/08...Named the Inside College Hockey National Player of the Week, 3/17/08...Member of the ECAC All-Academic Team. **2006-07:** Picked up 17 points (9-8-17) in 40 games as a freshman at Colgate...Tied for sixth on the team in scoring and placed fifth in goals...Tied for third on the team with six power play tallies...Registered seven points (3-4-7) in his first five collegiate games, 10/6/06-10/26/06...Had a season-high three points (2-1-3), 10/15/06 vs. Bentley...Named the ECAC Rookie of the Week, 10/16/06. **2005-06:** Led the OPHL's Newmarket Hurricanes with 92 points (42-50-92) in 46 games...Ranked second on the team with 143 penalty minutes...Placed among league leaders in goals (4th), assists (T2nd), points (T3rd) and penalty minutes (16th)...Tied for the team lead with 12 points (3-8-12) in 11 postseason games.

Personal: Lives in St. Louis Park, Minn...Has a fiancée, Carly Williams...Graduated with a bachelor's in educational studies...Has one sister, Taryn...Best friends in hockey are Nick Palmieri, Chad Rau and Steve Kampher...Greatest hockey memory is winning in double-overtime against Clarkson University during playoffs in his sophomore year...Began playing hockey at the age of five...Hockey nickname is Mac...Hockey idol as a youth was Mario Lemieux...Chose his jersey number by adding his dad's number growing up, nineteen, and his number growing up, seven...Greatest influence on his hockey career is his dad who always gave him great advice and made him better...Plans to coach at a university after his playing career...First job was a golf course pro-shop employee...Greatest obstacle he's overcome is being small in his youth...Proudest achievement is graduating from Colgate University with a 3.3

2013-14 SEASON



GPA...Favorite charity is the Alzheimer's Association...Most interesting fact about him is that he's a neat freak... If he could trade occupations for one day, he would be Dierks Bentley...Also speaks a small amount of French... Played golf and baseball growing up...Favorite food is filet mignon and lobster mac n' cheese...Favorite music artists are Dierks Bentley, Jake Owen and the Foo Fighters...Favorite movie is *The Shawshank Redemption*... Favorite TV show is *Suits*...Favorite book is *The Big Miss* by Hank Haney...Roots for the New York Jets, Toronto Blue Jays and Colgate Raiders...Enjoys golf, music and wakeboarding.

AHL CAREER HIGHS

Games Played: 78, 2010-11	Assist Streak: 3, 4/13/13-4/20-13
Goals: 16, 2011-12	Point Streak: 4, twice (MR: 4/11/13-4/20/13)
Assists: 18, twice (MR: 2012-13)	Goals, Game: 2, five times (MR: 2/22/13 HOU at OKC)
Points: 33, twice (MR: 2012-13)	Assists, Game: 2, four times (MR: 4/20/13 HOU at SA)
PIM: 73, 2011-12	Points, Game: 2, 14 times (MR: 4/20/13 HOU at SA)
Goal Streak: 2, five times (MR: 12/11/12-12/14/12)	PIM, Game: 7, three times (MR: 10/28/11 HOU at SA)

FIRSTS

AHL Game: 3/19/10 LOW vs. PRO	NHL Game: 11/28/11 MIN vs. TB
AHL Point: 3/26/10 LOW vs. SPR (assist)	NHL Point: 1/10/12 MIN vs. SJ (assist)
AHL Goal: 3/26/10 LOW vs. SPR (Jean-Philippe Levasseur)	NHL Goal: 1/14/12 MIN at STL (Jaroslav Halak)

Season	Team	League	Regular Season					Playoffs				
			GP	G	A	PTS	PIM	GP	G	A	PTS	PIM
2004-05	Newmarket	OPJHL	46	17	14	31	33	16	8	7	15	20
2005-06	Newmarket	OPJHL	46	42	50	92	143	11	4	8	12	42
2006-07	Colgate	ECAC	40	9	8	17	75	--	--	--	--	--
2007-08	Colgate	ECAC	39	15	17	32	38	--	--	--	--	--
2008-09	Colgate	ECAC	37	21	22	43	54	--	--	--	--	--
2009-10	Colgate	ECAC	35	11	28	39	60	--	--	--	--	--
	Lowell	AHL	12	3	2	5	8	5	1	1	2	0
2010-11	Albany	AHL	78	12	18	30	51	--	--	--	--	--
2011-12	Houston	AHL	63	16	17	33	73	4	0	0	0	6
	Minnesota	NHL	7	1	1	2	2	--	--	--	--	--
2012-13	Houston	AHL	68	15	18	33	45	5	2	1	3	0
	NHL TOTALS		7	1	1	2	2	--	--	--	--	--
	AHL TOTALS		221	46	55	101	177	14	3	2	5	6
	PRO TOTALS		229	47	56	103	179	14	3	2	5	6

34 PETR MRAZEK

Goaltender
(M'RAZ-ihk)

Height: 6'1" Weight: 187 Catches: Left Born: 2/14/92 in Ostrava, Czech Republic
Drafted: Detroit's 5th choice, 141st overall, in 2010 NHL Entry Draft



Second season as a Griffin...Second year pro...Ranks among the Griffins' all-time goaltending leaders with a 2.33 goals against average (6th), a 0.916 save percentage (7th), three shootout wins (T10th) and a 0.692 shootout percentage (9th)...Ranks among the team's playoff goaltending leaders with 24 games played (2nd), 1431:18 minutes played (2nd), a 2.31 GAA (6th), 15 wins (1st), four shutouts (1st), 603 saves (2nd) and a 0.916 save percentage (T5th)...Signed to an amateur tryout, 4/4/11...Signed to a three-year, entry-level contract by Detroit, 10/19/11...Assigned by Detroit, 9/14/12...Reassigned to Toledo (ECHL) by Detroit, 10/6/12...Reassigned from Toledo by Detroit, 10/7/12...Reassigned to Toledo by Detroit, 10/9/12...Reassigned from Toledo by Detroit, 10/29/12...Recalled by Detroit, 2/3/13...Assigned by Detroit, 2/18/13...Assigned by Detroit, 9/30/13...Recalled by Detroit, 10/1/13.

2012-13: Backstopped the Griffins to their first-ever Calder Cup, playing every minute of the team's postseason run...Led Griffins goaltenders with 42 games played, 23 wins, a 2.33 goals against average and a 0.916 save percentage...Ranked among AHL statistical leaders in minutes (2,497:31, 15th), wins (12th), GAA (11th) and save percentage (T17th)...Enjoyed one of the best rookie seasons in franchise history in wins (2nd), GAA (3rd) and save percentage (T1st)...Went 15-9 with a 2.31 GAA and a 0.916 save percentage in 24 postseason games...Led the AHL in playoff minutes, wins and shutouts...Doubled the Griffins' all-time postseason shutout total with four during the team's championship run...Began the season with ECHL Toledo, posting a 2-1 record, a 2.02 GAA and a 0.944 save percentage in three games...Debuted with the Griffins and made 29 saves in a 4-1 win, 11/3/12 at Texas...Set a franchise record by winning his first six starts, 11/3/12-11/23/12...Won 12 of his first 15 appearances overall, 11/3/12-1/4/13...Made a regular season-high 33 saves on 1/23/13 vs. Oklahoma City...Represented the Griffins at the AHL All-Star Classic, earning the win after six saves in 20 minutes...Registered his first professional shutout behind 32 saves, 2/2/13 vs. Abbotsford...Named AHL Player of the Week after posting a 0.50 GAA and a 0.981 save percentage in two games, 2/3/13...Became the second goalie in hockey history to win his NHL, AHL and ECHL debuts in the same season (joining Alex Auld) after winning his first start with Detroit, 2/7/13 at St. Louis...Appeared in two games with the Red Wings, showing a 1-1 record, a 2.02 GAA and a 0.922 save percentage...Won five of six starts, 2/24/13-3/13/13...Posted back-to-back shutouts in the postseason, 5/4/13 vs. Houston and 5/10/13 at Toronto...Blanked Oklahoma City on back-to-back nights, making a career high 40 saves on 6/1/13 and stopping 37 on 6/2/13...Stopped 35 or more shots on three occasions in the Western Conference Finals...Won four straight games from 6/5/13-6/12/13 to help the Griffins advance to the Calder Cup Finals and take a 3-0 series lead at Syracuse...Made 24 saves as the Griffins captured the Calder Cup, 6/18/13 at Syracuse. **2011-12:** Appeared in 50 games with the Ottawa 67's and posted a 30-13-6 record, a 2.84 goals against average, a 0.917 save percentage and three shutouts...Ranked among the OHL's goaltending leaders in wins (4th), GAA (9th), save percentage (8th), shutouts (T6th) and saves (1,577, 6th)...Paced the OHL with a 5-2 shootout record, stopping 31 of 39 attempts...Led Ottawa to the Eastern Conference Final, posting a 9-8 record with a 2.59 GAA and a 0.926 save percentage...Made more than 30 saves in 11 of his 17 postseason appearances, including a pair of 44-save wins and a 49-save overtime loss, 4/20/12 at Niagara...Starred for the Czech Republic at the World Junior Championship in Calgary and Edmonton, Alberta, earning a spot on the tournament's All-Star Team, winning the IIHF Directorate Top Goaltender award and being named a top-three player on his team...Made 52 saves in a 5-2 win to help his country upset the United States, 12/30/11...Stopped 43 shots, 1/2/12 vs. Russia, nearly leading the Czechs into the medal round in a 2-1 overtime loss...Led his country with a 29-save effort against Slovakia in a 5-2 win to capture fifth place...Ranked fourth in the tournament with a 0.927 save percentage alongside a 2.49 GAA in six games...Debuted with the men's national team at the World Championship in Finland and Sweden, allowing no goals in 9:12 of game action. **2010-11:** Led all OHL goaltenders with a 0.920 save percentage and ranked near the top of the league with 33 wins (3rd), a 2.84 goals against average (5th), four shutouts (T2nd), 1,684 saves (2nd), four shootout wins (T2nd) and a 0.824 shootout percentage (3rd)...Led Ottawa to an East Division championship with a 33-15-3 record...Named to the OHL Third All-Star Team...Rattled off eight straight wins, 11/12/10-12/3/10, and lost just once in regulation from 11/12/10-1/9/11, going 15-1-1-1...Joined Grand Rapids on a tryout after his season ended but did not see game action. **2009-10:** Topped all OHL rookies with a 3.00 goals against average, a 0.905 save percentage and three shutouts in 30 games with the Ottawa 67's...Won the league's F.W. "Dinty" Moore Trophy for the top rookie GAA and earned a spot on the OHL Second All-Rookie Team...Sported a 12-9-1 record...Took over the team's starting role in the postseason, logging a 4-4 record with a 2.39 GAA and a 0.928 save percentage in eight contests. **2008-09:** Split the season between the under-18 and under-20 level with HC Vitkovice and earned league championships at each level...Led the Czech under-18 league in both goals against average (1.99) and save percentage (0.946) while posting five shutouts...Posted even better numbers in four postseason games with a 0.93 GAA, a 0.972 save percentage and two shutouts...Sported a 2.49 GAA with a 0.924 save percentage with the under-20 team. **2007-08:** Posted the best save percentage in the Czech under-18 circuit (0.932) alongside his 2.46 goals against average

2013-14 SEASON



in 34 games with HC Vitkovice...Made his professional debut when he briefly appeared in a relegation contest with HC Vitkovice's senior club. **2006-07:** Logged 23 games for HC Vitkovice's under-18 squad, posting a 2.40 goals against average, a 0.923 save percentage and two shutouts...Appeared in nine playoff games with a 1.85 GAA and a 0.942 save percentage.

Personal: Lives in Ostrava, Czech Republic...Has a Pomeranian named Misko...Has one sister...Best friends in hockey are Jakub Stepanek and Dominik Uher...Began playing hockey at the age of four...Hockey nickname is Mrazo...Hockey idols as a youth were Dominik Hasek and Marc-Andre Fleury...Greatest influences on his hockey career are his parents and Petr Bolek, his goalie coach in the Czech Republic...Most exciting place he's visited is Dubai...Also speaks Czech...Played tennis and golf growing up...Favorite food is chicken alfredo...Favorite movies are *The Italian Job* and *The Hangover*...Favorite TV show is *Prison Break*...Enjoys watching golf and tennis.

AHL CAREER HIGHS

Games Played: 42, 2012-13	Losing Streak (Regulation): 2, six times (MR: 4/10/13-4/13/13)
Wins: 23, 2012-13	Winless Streak: 5, 3/16/13-3/30/13
Shutouts: 1, 2012-13	Saves, Game: 33, 1/23/13 GR vs. OKC
Consecutive Starts: 6, 1/19/13-2/2/13	Shots Faced, Game: 37, 1/23/13 GR vs. OKC
Consecutive Games Played: 6, 1/19/13-2/2/13	Goals Against, Game: 5, twice (MR: 1/11/13 GR at RFD)
Winning Streak: 6, 11/3/12-11/23/12	

FIRSTS

AHL Game: 11/3/12 GR at TEX (4-1 W, 29 saves)	NHL Game: 2/7/13 DET at STL (5-1 W, 26 saves)
AHL Win: 11/3/12 GR at TEX (4-1 W, 29 saves)	NHL Win: 2/7/13 DET at STL (5-1 W, 26 saves)
AHL Shutout: 2/2/13 GR vs. ABB (1-0 W, 32 saves)	NHL Shutout: n/a

Season	Team	League	GP	Regular Season					Playoffs				
				W	L	O/T	GAA	SO	GP	W	L	GAA	SO
2006-07	HC Vitkovice U17	CzR-U17	23	--	--	--	2.40	2	9	--	--	1.85	1
2007-08	HC Vitkovice U17	CzR-U17	34	--	--	--	2.46	3	3	--	--	2.68	0
	HC Vitkovice Czech		--	--	--	--	--	--	1	--	--	10.00	0
2008-09	HC Vitkovice U17	CzR-U17	28	--	--	--	*1.99	5	4	--	--	0.93	2
	HC Vitkovice Jr.	CzRep-Jr.	13	--	--	--	2.49	0	1	--	--	1.00	0
2009-10	Ottawa	OHL	30	12	9	1	3.00	2	8	4	4	2.39	0
2010-11	Ottawa	OHL	52	33	15	3	2.84	4	4	0	3	5.63	0
2011-12	Ottawa	OHL	50	30	13	6	2.84	3	17	9	8	2.59	0
2012-13	Toledo	ECHL	3	2	1	0	2.02	0	--	--	--	--	--
	Grand Rapids	AHL	42	23	16	2	2.33	1	*24	*15	9	2.31	*4
	Detroit	NHL	2	1	1	0	2.02	0	--	--	--	--	--
	NHL TOTALS		2	1	1	0	2.02	0	0	0	0	0.00	0
	GRIFFINS/AHL TOTALS		42	23	16	2	2.33	1	24	15	9	2.31	4
	PRO TOTALS		47	26	18	2	2.30	1	25	15	9	2.43	4

*led league



42 RICHARD NEDOMLEL

Defenseman
(*NEE-duhm-ehl*)

Height: 6'5" Weight: 228 Shoots: Left Born: in Jablonec nad Nisou, Czech Republic



First season as a Griffin...First year pro...Signed to an amateur tryout, 3/26/12...Released from tryout, 4/5/12...Signed to a three-year entry-level contract by Detroit, 4/5/13... Signed to an amateur tryout, 4/9/13...Released from tryout, 5/6/13...Assigned by Detroit, 9/22/13.

2012-13: Served as a "black ace" with Grand Rapids for the first round of the 2013 Calder Cup Playoffs...Completed his third season with the WHL's Swift Current Broncos with 28 points (7-21—28) and 105 penalty minutes in 72 outings...Ranked among team leaders in goals (10th), points (10th), penalty minutes (2nd) and power play goals (3, T6th)...Placed second among the club's defensemen in scoring...Notched an assist in five playoff appearances. **2011-12:** Posted career-best numbers in his second season with Swift Current, logging 46 points (10-36—46) and 83 penalty minutes in 72 games...Led his club's defensemen in goals and sat second in points...Placed 16th among the circuit's defensemen in scoring... Scored his first WHL goal in the first of back-to-back three-point nights, 9/28/11 vs. Brandon...Piled up eight points (2-6—8) in the first six games of the season...Recorded points in 11 of 12 games, 2/10/12-3/3/12, totaling 14 (3-11—14). **2010-11:** Debuted with Swift Current by recording 10 points (0-10—10) in 66 games...Finished second among Bronco rookies and fourth among defensemen in scoring...Ranked fifth on the team with 107 penalty minutes. **2009-10:** Logged 19 points (9-10—19) in 44 games with Slavia Praha's under-18 team...Led the league with 221 penalty minutes, 50 more than second-place (171)...Ranked second among his team's defenseman and 11th overall in scoring...Tallied one goal and 54 penalty minutes in four postseason contests. **2008-09:** Spent the season between KLH Chomutov and HC Slavia Praha in the Czech junior ranks...Recorded three assists and 47 penalty minutes in 17 games with Chomutov and one assist in six games with Slavia...Tallied a goal and an assist in nine postseason games with Slavia.

Personal: Lives in Prague, Czech Republic...Best friend in hockey is Levi Bews...Greatest hockey memory is being drafted by the Red Wings...Began playing hockey at the age of five...Hockey nicknames are Nedo, Nedzy, Ned and Shrek...Hockey idol as a youth was Scott Stevens...Greatest influences on his hockey career are his parents, who gave him everything he needed in order to play hockey...Plans on becoming a player development scout after his playing career...First job was playing hockey...Favorite charity is the Make A Wish Foundation...Most exciting place he's ever visited is Turkey...Most interesting thing about him is that he is not afraid to drop his gloves and fight for his teammates...Also speaks Czech...Played tennis and soccer growing up...Once met Radoslav Kovac of West Ham United...Favorite food is steak and salmon with mashed potatoes...Favorite music artist is Eminem...Favorite movie is *Rocky III* and *Rocky IV*...Favorite TV show is *The Walking Dead*...Enjoys tennis, soccer and video games. Los Angeles Dodgers...Enjoys bowling, movies and magic.

Season	Team	League	Regular Season					Playoffs				
			GP	G	A	PTS	PIM	GP	G	A	PTS	PIM
2008-09	Chomutov U17	CzR-U17	17	0	3	3	47	--	--	--	--	--
	Slavia U17	CzR-U17	25	0	4	4	18	9	1	1	2	5
2009-10	Slavia U18	CzR-U18	44	9	10	19	221	4	1	0	1	54
2010-11	Swift Current	WHL	66	0	10	10	107	--	--	--	--	--
2011-12	Swift Current	WHL	72	10	36	46	83	--	--	--	--	--
2012-13	Swift Current	WHL	72	7	21	28	105	5	0	1	1	2



11 ANDREJ NESTRASIL

Right Wing

(ahn-DRAY NEHS-tra-shihl)

Height: 6'3" **Weight:** 210 **Shoots:** Left **Born:** 2/22/91 in Prague, Czech Republic
Drafted: Detroit's 3rd choice, 75th overall, in 2009 NHL Entry Draft



Third season as a Griffin...Third year pro...Traded to P.E.I. (QMJHL) by Victoriaville with Travis McIsaac for Vincent Richer and five QMJHL Entry Draft selections, 6/4/10... Signed to a three-year entry-level contract by Detroit, 6/30/11...Assigned by Detroit, 9/26/11...Reassigned to Toledo (ECHL) by Detroit, 10/5/11...Reassigned from Toledo by Detroit, 10/19/11...Reassigned to Toledo by Detroit, 11/28/11...Reassigned from Toledo by Detroit, 3/19/12...Assigned by Detroit, 9/14/12...Reassigned to Toledo by Detroit, 10/9/12...Reassigned from Toledo by Detroit, 12/17/12...Reassigned to Toledo by Detroit, 12/27/12...Reassigned from Toledo by Detroit, 1/1/13...Reassigned to Toledo by Detroit, 1/4/13...Reassigned from Toledo by Detroit, 1/5/13...Reassigned to Toledo by Detroit, 1/24/13...Reassigned from Toledo by Detroit, 2/14/13...Reassigned to Toledo by Detroit, 4/7/13...Reassigned from Toledo by Detroit, 4/19/13...Assigned by Detroit, 9/22/13.

2012-13: Won the Calder Cup with the Griffins...Logged 25 games with Grand Rapids during the regular season, registering six points (3-3-6)...Also appeared in one AHL playoff game...Recorded points in back-to-back games, 2/15/13-2/17/13...Racked up 41 points (11-30-41) with the Walleye, adding three points (1-2-3) in four postseason games...Ranked third on the team in assists and fourth in points...Amassed 18 points (4-14-18) during an 11-game point streak, 11/30/12-12/31/12...Enjoyed a career night on 12/31/12 at Fort Wayne, notching five points (2-3-5)...Named the ECHL Plus Performer of the Month for December with a plus-13 rating. **2011-12:** Split his first professional season between Grand Rapids and ECHL Toledo...Made his professional debut with the Walleye, 10/15/11 vs. Chicago, before being called up to Grand Rapids...Debuted for the Griffins, 10/21/11 at Oklahoma City, and earned first star honors the following night after picking up his first two professional points (1-1-2) against the Barons...Scored again the following night to give him three points (2-1-3) in his first three AHL contests...Recorded four points (3-1-4) in 25 total games with the Griffins...Skated in 51 games for the Walleye, tying for fifth in team scoring with 29 points (7-22-29)...Racked up eight points (1-7-8) over a four-game stretch with Toledo, 1/27/12-2/1/12. **2010-11:** Amassed 70 points (19-51-70) in 58 games for QMJHL Prince Edward Island, finishing second in team scoring...Ranked first on his team and tied for 11th in the league with 51 assists...Tied for second on his team with a plus-13 rating...Led P.E.I. in playoff scoring with six points (1-5-6) in five games...Represented the Czech Republic at the World Junior Championship, contributing three points (1-2-3) in six contests. **2009-10:** Racked up 37 points (12-25-37) in his first 31 games with Victoriaville...Finished the season with just over a point-per-game average with 51 points (16-35-51) in 50 games after being slowed by a groin injury...Appeared in all 16 playoff contests and produced six points (2-4-6)...Played for the Czech Republic at the World Junior Championship in Saskatoon, tying for fourth in team scoring with seven points (1-6-7) in six games. **2008-09:** Debuted in the QMJHL with 57 points (22-35-57) in 66 games for Victoriaville...Ranked fourth in the QMJHL rookie scoring race and took second place on his team...Represented Team Cherry in the CHL Top Prospects Game and scored a goal...Earned three points (1-2-3) in four postseason games. **2007-08:** Took second place on his team with 28 points (12-16-28) in 40 games with HC Slavia Praha in the Czech junior league. 2006-07: Led his team with 61 points (24-37-61) in 43 contests in the Czech under-17 league.

Personal: Lives in Prague, Czech Republic...Has four brothers...Began playing hockey at the age of three...Hockey nicknames are Nesty, Nasty and Andy...Hockey idol as a youth was Eric Lindros...Chose his jersey number because his father used to play soccer in the same number...Greatest influence on his hockey career is his father for always helping him keep calm...First job was playing hockey...Proudest achievement is being the person he is, no matter who he is with...Favorite charity is Big Brothers Big Sisters...Most exciting places he's visited are Prague and Paris...Most interesting fact about him is that he loves to read and listen to classical music...If he could trade occupation for a day, he would trade with Derren Brown, a British illusionist...Also speaks Czech...Played soccer and tennis growing up...Favorite foods are ribs and caesar salad...Favorite music artists are the Lumineers and Avicii...Favorite movie is *The Untouchables*...Favorite TV shows are *Friends*, *How I Met Your Mother* and *The Big Bang Theory*...Favorite website is blesk.cz...Favorite authors are Dan Brown and Dan Millman...Enjoys movies, rock climbing and canoeing.



AHL CAREER HIGHS


Games Played: 25, twice (MR: 2012-13)
 Goals: 3, twice (MR: 2012-13)
 Assists: 3, 2012-13
 Points: 6, 2012-13
 PIM: 6, 2011-12
 Goal Streak: 2, 10/22/11-10/23/11

Assist Streak: n/a
 Point Streak: 2, twice (MR: 2/15/13-2/17/13)
 Goals, Game: 1, six times (MR: 3/16/13 GR at MIL)
 Assists, Game: 1, four times (MR: 3/11/13 GR at MIL)
 Points, Game: 2, 10/22/11 GR at OKC
 PIM, Game: 2, four times (MR: 1/12/13 GR vs. PEO)

FIRSTS

AHL Game: 10/21/11 GR at OKC
 AHL Point: 10/22/11 GR at OKC (assist)
 AHL Goal: 10/22/11 GR at OKC (David LeNeveu)

Season	Team	League	Regular Season					Playoffs				
			GP	G	A	PTS	PIM	GP	G	A	PTS	PIM
2004-05	Slavia U17	Cze-U17	3	0	1	1	2	--	--	--	--	--
2005-06	Slavia U17	Cze-U17	41	6	12	18	18	--	--	--	--	--
2006-07	Slavia U17	Cze-U17	43	24	37	61	75	5	2	2	4	6
2007-08	Slavia U17	Cze-U17	--	--	--	--	--	2	1	0	1	2
	HC Slavia Praha	Cze-Jr.	40	12	16	28	58	5	1	2	3	4
2008-09	Victoriaville	QMJHL	66	22	35	57	67	4	2	1	3	10
2009-10	Victoriaville	QMJHL	50	16	35	51	40	16	2	4	6	10
2010-11	P.E.I.	QMJHL	58	19	51	70	40	5	1	5	6	2
2010-11	P.E.I.	QMJHL	58	19	51	70	40	5	1	5	6	2
2011-12	Toledo	ECHL	51	7	22	29	20	--	--	--	--	--
	Grand Rapids	AHL	25	3	1	4	6	--	--	--	--	--
2012-13	Toledo	ECHL	40	11	30	41	26	4	1	2	3	0
	Grand Rapids	AHL	25	3	3	6	2	1	0	0	0	0
GRIFFINS/AHL TOTALS			50	6	4	10	8	1	0	0	0	0
PRO TOTALS			141	24	56	80	54	5	1	2	3	0



17 MAX NICASTRO

Defenseman

Height: 6'3" **Weight:** 225 **Shoots:** Right **Born:** 3/2/90 in Thousand Oaks, Calif.
Drafted: Detroit's 2nd choice, 91st overall, in 2008 NHL Entry Draft



Second season as a Griffin...Second year pro...Signed to a two-year entry-level contract by Detroit, 7/3/12...Assigned by Detroit, 9/14/12...Reassigned to Toledo (ECHL) by Detroit, 11/28/12...Reassigned from Toledo by Detroit, 12/3/12...Reassigned to Toledo by Detroit, 12/27/12...Reassigned from Toledo by Detroit, 1/7/13...Reassigned to Toledo by Detroit, 4/9/13...Reassigned from Toledo by Detroit, 4/19/13...Assigned by Detroit, 9/22/13...Reassigned to Toledo by Detroit, 10/2/13.

2012-13: Served as a "black ace" with Grand Rapids during the 2013 Calder Cup Playoffs...Recorded three points (1-2-3) in 25 games with Grand Rapids and five points (2-3-5) in nine games with ECHL Toledo...Made his professional debut on 10/13/12 vs. Hamilton and registered his first AHL goal/point on 11/16/12...Debuted with Toledo on 11/30/12 vs. Kalamazoo and scored the game-tying goal with less than one second

remaining in a 3-2 overtime win...Tallied four points (1-3-4) in a five-game stretch with the Walleye, 12/29/12-1/6/13. **2011-12:** Equaled his sophomore year totals with nine points (3-6-9) in 27 games as a junior...Recorded one power play and one game-winning goal...Tied a career high with a three-game point streak, recording three points (1-2-3) from 11/19/11-12/2/11...Had a career-best three points (1-2-3), 1/21/12 at Providence. **2010-11:** Skated in 38 games with the Terriers as a sophomore and chipped in a career-high five goals among his nine points (5-4-9)...Ranked fifth on the team with a career-high 59 penalty minutes...Tied for fifth on the team with three power play goals...Scored in back-to-back games, 3/4/11-3/5/11. **2009-10:** Attended Boston University and notched 15 points (3-12-15) in 37 games as a freshman...Named to the Hockey East All-Rookie Team and ranked second in scoring among conference freshmen...Registered a three-game point streak, 11/8/09-11/14/09, which included his first collegiate point and goal...Produced four multi-point games. **2008-09:** Logged 57 games for the Steel and tallied 31 points (9-22-31)...Nearly half of his points came on the power play (4-11-15)...Tied for third on the team with a plus-four rating...Finished 10th among USHL defenseman in scoring and tied for fifth in goals...Selected for the USHL Prospects/All-Star Game. **2007-08:** Skated for the USHL's Chicago Steel and ranked second among defensemen with 20 points (6-14-20) in 58 games...Contributed nine points (5-4-9) on the power play...Registered three points (1-2-3) in seven playoff games...Won a gold medal with the United States at the World Junior A Challenge in British Columbia.

Personal: Lives in Thousand Oaks, Calif....Has two dogs, Roxy and Bella...Has one brother, who is a musician...Best friend in hockey is Mitch Callahan...Greatest hockey memory is being drafted by the Red Wings...Began playing hockey at the age of five as a roller hockey goalie...Hockey nickname is Nico...Hockey idol as a youth was Wayne Gretzky...Chose his jersey number because he likes the number seven...Plans to teach hockey in California after his playing career...First job was at a balloon shop...Favorite charity is House 9 Hockey, a foundation started by former Griffin Aaron Downey...Most exciting thing he's done is body surf next to a dolphin in the Pacific Ocean...Most interesting fact about him is that he started playing hockey as a goalie...Also knows some American Sign Language...Once met Isaiah Mustafa, the actor from Old Spice commercials...Favorite food is Mexican...Favorite music genre is rock...Favorite movie is *Dumb & Dumber*...Favorite TV show is *The Price Is Right*...Favorite website is YouTube...Favorite book is *Holes* by Louis Sachar...Favorite vacation spot is Santa Monica, Calif....Roots for the Los Angeles Dodgers...Enjoys bowling, movies and magic.



AHL CAREER HIGHS

Games Played: 25, 2012-13	Assist Streak: n/a
Goals: 1, 2012-13	Point Streak: n/a
Assists: 2, 2012-13	Goals, Game: 1, 11/16/12 GR at LE
Points: 3, 2012-13	Assists, Game: 1, twice (MR: 2/22/13 GR at RFD)
PIM: 10, 2012-13	Points, Game: 1, three times (MR: 2/22/13 GR at RFD)
Goal Streak: n/a	PIM, Game: 5, twice (MR: 3/8/13 GR vs. HAM)

FIRSTS

AHL Game: 10/13/12 GR vs. HAM	AHL Goal: 11/16/12 GR at LE (Calvin Pickard)
AHL Point: 11/16/12 GR at LE (goal)	

Season	Team	League	Regular Season					Playoffs				
			GP	G	A	PTS	PIM	GP	G	A	PTS	PIM
2006-07	Los Angeles	Minor-CA	48	17	19	36	44	--	--	--	--	--
2007-08	Chicago	USHL	58	6	14	20	78	7	1	2	3	12
2008-09	Chicago	USHL	57	9	22	31	84	--	--	--	--	--
2009-10	Boston	HE	37	3	12	15	26	--	--	--	--	--
2010-11	Boston	HE	38	5	4	9	59	--	--	--	--	--
2011-12	Boston	HE	27	3	6	9	32	--	--	--	--	--
2012-13	Grand Rapids	AHL	25	1	2	3	10	--	--	--	--	--
	Toledo	ECHL	9	2	3	5	4	4	1	0	1	0
GRIFFINS/AHL TOTALS			25	1	2	3	10	--	--	--	--	--
PRO TOTALS			34	3	5	8	14	4	1	0	1	0





13 GUSTAV NYQUIST

Left Wing

(*GUHS-tav NIGH-kwhst*)

Height: 5'11" **Weight:** 185 **Shoots:** Left **Born:** 9/1/89 in Halmstad, Sweden
Drafted: Detroit's 3rd choice, 121st overall, in 2008 NHL Entry Draft



Fourth season as a Griffin...Third year pro... Ranks among the Griffins' all-time leaders with one overtime goal (T10th), seven shootout goals (T8th) and a 0.500 shootout percentage (T10th)...Signed to a two-year entry-level contract by Detroit, 3/25/11...Signed to an amateur tryout, 3/25/11...Assigned by Detroit, 10/2/11...Recalled by Detroit, 10/31/11...Assigned by Detroit, 11/2/11...Recalled by Detroit, 12/29/11...Assigned by Detroit, 1/8/12...Recalled by Detroit, 3/7/12...Assigned by Detroit, 3/11/12...Recalled by Detroit, 3/12/12...Assigned by Detroit, 3/15/12...Recalled by Detroit, 3/18/12...Assigned by Detroit, 9/14/12...Recalled by Detroit, 1/22/13...Assigned by Detroit, 1/22/13...Recalled by Detroit, 2/15/13...Assigned by Detroit, 2/16/13...Recalled by Detroit, 3/12/13...Assigned by Detroit, 3/17/13...Recalled by Detroit, 3/20/13...Assigned by Detroit, 5/30/13...Assigned by Detroit, 9/30/13.

2012-13: Won the Calder Cup with the Griffins...Tallied a two-goal game and scored the shootout-clinching goal, Oct. 21 at TOR and tied a career high with three points (1-2-3) the following game, Oct. 26 vs. CHA...Enjoyed a six-game point streak, Oct. 19-Nov. 3...Scored his first career overtime winner during a two-goal performance in a 6-5 win at Lake Erie on Nov. 16...Recorded a season-high three assists on Jan. 9 at RFD...Registered an eight-game point streak, with 11 points (4-7-11) from Dec. 28-Jan. 11...Picked up 15 points (5-10-15) in a nine-game span, Dec. 19-Jan. 11...Skated in his 100th game as a Griffin, Jan. 12 vs. PEO...Recorded his 100th point as a Griffin on Jan. 17 at CHA...Became the first Griffin to be chosen for the AHL All-Star Classic in back-to-back seasons since Niklas Kronwall in 2004 and 2005...Notched three points (1-2-3) on Feb. 1 at HAM...Posted three consecutive three-point games from Feb. 23-March 1, claiming the AHL scoring lead...Had points in six straight games, Feb 22- March 3...Led the AHL in scoring before being called up by Detroit on March 12...Named to the AHL First All-Star Team...Skated in 22 regular season games and 14 playoff games with Detroit. **2011-12:** Enjoyed the highest-scoring rookie season in franchise history with 58 points (22-36-58) in 56 games...Recorded five points (3-2-5) over the Griffins' first four games...Tied with Jamie Johnson and Tomas Tatar for the team scoring lead...Ranked among team leaders with 22 goals (2nd), 36 assists (3rd), a plus-seven rating (4th), seven power play goals (T1st), 13 power play assists (1st), a 0.145 shooting percentage (T2nd), four shootout goals (1st) and a 0.571 shootout percentage (3rd)...Led the team with 17 multi-point games, including five three-point games...Finished the season fifth in AHL rookie scoring despite being limited to 56 games...Tallied a career-high three assists, 11/11/11 at Hamilton...Racked up six points (1-5-6) over a three-game span, 11/25/11-11/29/11...Represented Grand Rapids at the AHL All-Star Classic, becoming the first Griffins rookie forward to do so since Chris Bala (2002)...Notched his first career two-goal game, 2/4/12 vs. Hamilton...Surpassed Glen Metropolit for the franchise's all-time rookie scoring record in his last AHL game of the season, with three points (2-1-3), 3/17/12 vs. Hamilton...Became the fourth player in franchise history to be named to the AHL All-Rookie Team...Also skated in 18 games with Detroit, recording seven points (1-6-7)...Made his NHL debut, 11/1/11 vs. Minnesota, notched his first assist, 1/3/12 at Dallas, and scored his first goal, 3/26/12 vs. Columbus...Racked up points in six of seven games, 3/9/12-3/26/12...Appeared in four of Detroit's five postseason games against Nashville. **2010-11:** Topped Maine in scoring for a third consecutive season with 51 points (18-33-51) in 36 games...Tied for fifth in the NCAA with 33 assists...Earned his second straight Hobey Baker Award nomination...Named an NCAA Second-Team All-American and a Hockey East First-Team All-Star...Led the Black Bears with two shorthanded goals...Recorded his first collegiate hat trick, 2/4/11 at New Hampshire...Tallied points in each of his first 10 games, putting up 15 points (4-11-15) in that span...Registered at least two points in each of his team's last eight games, collecting 15 points (5-10-15)...Joined the Griffins on a tryout following his college season and recorded an assist in his debut, 3/25/11 at Texas...Beat Texas' Richard Bachman the following night for his first professional goal...Appeared in eight contests with Grand Rapids and contributed four points (1-3-4). **2009-10:** Led the NCAA in scoring as a sophomore at Maine with 61 points (19-42-61) in 39 games...Nominated for the Hobey Baker Award, finishing second to Wisconsin's Blake Geoffrion...Named an NCAA First-Team All-American and a Hockey East First-Team All-Star, and finished second in voting for Hockey East Player of the Year...Set a career high for points when he notched five (1-4-5) in a 2/19/10 contest against Massachusetts-Lowell, part of a five-game span that saw him amass 14 points (3-11-14)...Registered points in 32 of 39 games. **2008-09:** Skated in 38 contests and led Maine in scoring with 32 points (13-19-32)...Earned a spot on the Hockey East All-Rookie Team...Named Hockey East Rookie of the Month for December...Finished second in Hockey East rookie scoring and 13th in overall conference scoring.

Personal: Lives in Malmo, Sweden...Has one dog, Harvey...Studied business finance at the University of Maine...Has one sister and one brother, who plays hockey as well...Best friend in hockey is Victor Svensson...Greatest hockey memory is winning the 2013 Calder Cup...Began playing hockey at the age of five...Hockey nicknames are Gus, Goose and Nike...Hockey idol as a youth was Peter Forsberg...Greatest influences on his hockey career are his parents for putting in a lot of time for his hockey when he was younger...Plans to go into business after his playing career...First job was working at a snack shop at his country club...Favorite charity is the Make A Wish

2013-14 SEASON



Foundation...If he could trade occupations for one day, he would be Henrik Stenson, a PGA Tour golfer...Also speaks Swedish...Played golf, soccer and tennis growing up...Once met Dierks Bentley...Favorite food is steak... Favorite music artists are Swedish House Mafia and John Mayer...Favorite movie is *Inception* ...Favorite TV show is *Suits*...Favorite website is YouTube...Favorite vacation spots are southern France, Spain and Italy...Roots for the University of Maine...Enjoys watching golf and tennis.

AHL CAREER HIGHS

Games Played: 58, 2012-13	Assist Streak: 4, 2/22/13-3/1/13
Goals: 23, 2012-13	Point Streak: 8, 2/4/12-2/24/12
Assists: 37, 2012-13	Goals, Game: 2, seven times (MR: 3/1/13 GR at MIL)
Points: 60, 2012-13	Assists, Game: 3, two times (MR: 1/9/13 GR at RFD)
PIM: 34, 2012-13	Points, Game: 3, 12 times (MR: 3/1/13 GR at MIL)
Goal Streak: 3, three times (MR: 10/21/12-10/27/12)	PIM, Game: 4, two times (MR: 2/23/13 GR vs. SA)

FIRSTS

AHL Game: 3/25/11 GR at TEX	NHL Game: 11/1/11 DET vs. MIN
AHL Point: 3/25/11 GR at TEX (assist)	NHL Point: 1/3/12 DET at DAL (assist)
AHL Goal: 3/26/11 GR at TEX (Richard Bachman)	NHL Goal: 3/26/12 DET vs. CBJ (Steve Mason)

Season	Team	League	Regular Season					Playoffs				
			GP	G	A	PTS	PIM	GP	G	A	PTS	PIM
2005-06	Malmo	Swe-U18	14	9	3	12	10	6	1	3	4	0
2006-07	Malmo	Swe-Jr.	42	21	23	44	57	4	2	2	4	6
2007-08	Malmo	Swe-Jr.	24	11	20	31	20	7	5	5	10	6
2008-09	Maine	HE	38	13	19	32	28	--	--	--	--	--
2009-10	Maine	HE	39	19	*42	*61	20	--	--	--	--	--
2010-11	Maine	HE	36	18	*33	51	20	--	--	--	--	--
	Grand Rapids	AHL	8	1	3	4	2	--	--	--	--	--
2011-12	Grand Rapids	AHL	56	22	36	58	18	--	--	--	--	--
	Detroit	NHL	18	1	6	7	2	4	0	0	0	0
2012-13	Grand Rapids	AHL	58	23	37	60	34	10	2	5	7	19
	Detroit	NHL	22	3	3	6	6	14	2	3	5	2
	NHL TOTALS		40	4	9	13	8	18	2	3	5	2
	GRIFFINS/AHL TOTALS		122	46	76	122	54	10	2	5	7	19
	PRO TOTALS		162	50	85	135	62	28	4	8	12	21

* led league





16 XAVIER OUELLET

Defenseman

(ehx-AYV-ee-er wuh-LEHT)

Height: 6'0" Weight: 200 Shoots: Left Born: 7/29/93 in Bayonne, France
 Drafted: Detroit's 2nd choice, 48th overall, in 2011 NHL Entry Draft



First season as a Griffin...First year pro...Signed to a three-year entry-level contract by Detroit, 3/25/13...Reassigned from Blainville-Boisbriand (QMJHL) by Detroit, 4/30/13... Reassigned to Blainville-Boisbriand by Detroit, 6/6/13...Assigned by Detroit, 9/22/13... Recalled by Detroit, 9/25/13...Assigned by Detroit, 9/28/13...Recalled by Detroit, 9/30/13... Assigned by Detroit, 10/1/13.

2012-13: Served as a "black ace" with Grand Rapids for the first three rounds of the 2013 Calder Cup Playoffs...Appeared in 50 games from the QMJHL's Blainville-Boisbriand Armada...Notched 41 points (10-31—41) to place second among the team's blueliners, ninth overall and 15th among QMJHL defensemen in scoring...Ranked among the Armada's leaders with 31 assists (6th), nine power play goals (2nd) and 14 power play assists (3rd)...Represented Canada at the World Junior Championship in Ufa, Russia,

totaling three points (1-2—3) in six contests...Registered 16 points (7-9—16) in 15 games for Blainville-Boisbriand in the postseason, finishing as the second-highest scoring defenseman in the league and tying for 17th overall... Represented the QMJHL at the CHL Canada-Russia Subway Super Series...Named a QMJHL First-Team All-Star for the second straight year. **2011-12:** Suited up in 63 games for Blainville-Boisbriand, as the Montreal Juniors relocated in the offseason...Ranked among the QMJHL's top blueliners with 21 goals (2nd), 39 assists (T5th), 60 points (3rd), 10 power play goals (4th), 22 power play assists (2nd), two shorthanded goals (T1st), 202 shots (2nd) and a 0.286 shootout percentage (4th)...Captained his team and placed among their leaders in goals (3rd), assists (2nd), points (2nd), plus-minus (plus-16, 4th), penalty minutes (67, 4th), power play goals (1st), shorthanded goals (1st) and shots (2nd)...Posted a season-high four assists on 12/9/11 vs. Val d'Or...Named QMJHL First Star of the Month after compiling 16 points (4-12—16) in 11 January games...Raked up 25 points (9-16—25) in a 16-game stretch, 12/27/11-2/4/12...Contributed 10 points (3-7—10) in 11 postseason outings...Represented the QMJHL at the CHL Canada-Russia Subway Super Series...Named a QMJHL First-Team All-Star and as a finalist for the Emile (Butch) Bouchard Trophy for top defenseman. **2010-11:** Tallied 43 points (8-35—43) in 67 games with the Montreal Juniors...Finished fourth on the team in assists and was second in points among defensemen...Tied for 16th in the QMJHL in points by a defenseman...Also ranked among team leaders with a plus-27 rating (2nd), 11 power play assists (T5th) and 135 shots (7th)...Racked up 12 points (1-11—12) in the first six games of the season, 9/10/10-9/25/10...Appeared in the CHL Top Prospects Game...Was a teammate of current Griffins Louis-Marc Aubry and Trevor Parkes. **2009-10:** Skated in 43 games with Montreal in his first junior season...Ranked third among the club's defensemen and ninth among QMJHL rookie blueliners with 16 points (2-14—16)...Picked up three assists in seven playoff games...Named to the QMJHL All-Rookie Team.

Personal: Lives in Terrebonne, Quebec...Best friend in hockey is Danick Emond...Greatest hockey memory is representing Canada at the World Junior Championship in Ufa, Russia...Began playing hockey at the age of four... Hockey nickname is X...Hockey idol as a youth was Niklas Lidstrom...Greatest influence on his hockey career is his father, who played in Europe...Plans to work as a personal trainer after finishing his playing career...First job was playing hockey...Greatest personal obstacle he's overcome was a high ankle sprain three weeks before World Juniors...Favorite charitable causes involve helping kids in schools play sports...Most interesting thing about him is that he was born in France... If he could trade occupations for one day, he would be a UFC fighter...Also speaks French...Played soccer and baseball growing up...Favorite food is pizza...Favorite movie series is *Rocky*...Favorite TV show is *Sons of Anarchy*...Favorite website is YouTube.com...Enjoys golf, music and movies.

Season	Team	League	Regular Season					Playoffs				
			GP	G	A	PTS	PIM	GP	G	A	PTS	PIM
2008-09	Esther-Blondin	QAAA	42	2	9	11	49	14	1	3	4	24
2009-10	Montreal	QMJHL	43	2	14	16	22	7	0	3	3	12
2010-11	Montreal	QMJHL	67	8	35	43	44	10	0	8	8	6
2011-12	Blainville-Boisbriand	QMJHL	63	21	39	60	67	11	3	7	10	14
2012-13	Blainville-Boisbriand	QMJHL	50	10	31	41	44	15	7	9	16	22



4 NATHAN PAETSCH

Defenseman
(PAYTCH)

Height: 6'0" Weight: 195 Shoots: Left Born: 3/30/83 in LeRoy, Saskatchewan
Drafted: Buffalo's 8th choice, 2nd overall, in 2003 NHL Entry Draft



Alternate captain...Second season as a Griffin...11th year pro... Ranks among the Griffins' all-time playoff leaders with 11 assists (T9th)...Signed to a three-year entry-level contract by Buffalo, 10/17/03...Assigned to Rochester by Buffalo, 9/15/04...Assigned to Rochester by Buffalo, 9/24/05...Recalled from Rochester by Buffalo, 1/7/06...Assigned to Rochester by Buffalo, 1/7/06...Recalled from Rochester by Buffalo, 4/20/06...Re-signed to a one-year contract by Buffalo, 7/14/06...Re-signed to a three-year contract by Buffalo, 7/31/07...Traded to Columbus by Buffalo with Vancouver's 2nd round choice (Petr Straka) in the 2010 NHL Entry Draft for Raffi Torres, 3/3/10...Signed to a one-year contract by Florida, 7/7/10...Traded to Vancouver by Florida for Sean Zimmerman and subsequently loaned to Rochester, 10/7/10...Reassigned to Syracuse from Rochester by Vancouver, 11/1/10...Signed to a one-year contract by Wolfsburg Grizzly Adams (DEL), 6/22/11...Signed to a one-year contract, 7/9/12...Re-signed to a two-year contract, 7/9/13.

2012-13: Won the Calder Cup with the Griffins...Picked up 31 points (4-27—31) in 70 regular season games and 11 points (0-11—11) in 24 postseason contests...Ranked among team leaders during the regular season with 27 assists (T2nd), a plus-13 rating (T2nd), 11 power play assists (T2nd) and 123 shots (7th)...Tied for third on the team in assists in the playoffs, while ranking fourth overall in scoring by AHL defensemen...Picked up three assists in his first four games as a Griffin, 10/13/12-10/21/12...Scored his first goal of the season on 10/28/12 at Chicago...Set a new career high with a four-game assist streak, which also matched his career-best point streak, 1/6/13-1/12/13...Notched his 100th AHL assist and 200th professional point, 4/2/13 at Houston...Registered three multi-point games during the playoffs, with two assists on 5/11/13 vs. Houston, 6/4/13 vs. Oklahoma City and 6/9/13 at Syracuse. **2011-12:** Suited up in 52 games for EHC Wolfsburg Grizzly Adams of the DEL and recorded 25 points (7-18—25)...Finished ninth in team scoring and ranked second among his club's defensemen...Tied for 10th on the team with a plus-10 rating. **2010-11:** Totaled 20 points (9-11—20) in 43 games with Rochester and Syracuse...Re-joined Rochester while under contract to Vancouver and played nine games with the Americans before being reassigned to Syracuse...Scored a goal in his first AHL game in over three and a half years (3/31/06), 10/9/10 at Toronto...Registered three points (1-2—3) in nine games with the Amers and was briefly a teammate of current Griffin Triston Grant...Tallied his first goal with the Crunch, 11/19/10 vs. Albany, to kick off a stretch that saw him record six points (3-3—6) in six games...Recorded a season-high three points (2-1—3), 11/21/10 at Rochester...Racked up eight points (4-4—8) in a career-best four-game point streak, 12/31/10-1/7/11, including a pair of career-best two-goal games...Matched his season-best three points (2-1—3), 1/1/11 at Rochester...Finished second among Syracuse defensemen in scoring. **2009-10:** Split the season between Buffalo and Columbus, totaling two points (1-1—2) in 21 games...Scored his only goal of the season while with the Sabres, 12/21/09 at Toronto...Played a season-high 15:35 and recorded in assist in his final game with Buffalo, 1/27/10 vs. New Jersey...Made his Blue Jackets debut, 3/6/10 at San Jose. **2008-09:** Chipped in six points (2-4—6) in 23 games with the Sabres...Tallied an assist in his season debut, 10/23/08 at Minnesota...Recorded two assists in his first three games, 10/23/08-10/27/08...Had a goal and an assist, 1/27/09 at Edmonton...Recorded a career-high 21 penalty minutes, 1/31/09 at Phoenix...Posted four points (2-2—4) in a six-game span, 1/27/09-2/6/09. **2007-08:** Recorded nine points (2-7—9) in 59 games with Buffalo...Tied for ninth on the team with a plus-three rating...Picked up an assist and a plus-two rating in the first game of the season, 10/5/07 vs. NY Islanders...Played a season-high 19:04, 10/24/07 at Carolina...Recorded a multi-point game (1-1—2), 10/27/07 at Tampa Bay. **2006-07:** Logged 24 points (2-22—24) in 63 games in his first full season in the NHL for the President's Trophy-winning Sabres...Finished 18th in the NHL in rookie scoring and fourth among rookie defensemen...Tallied a career-best four-game assist streak, 1/26/07-2/1/07, in a stretch that saw him register seven assists in a seven-game span, 1/26/07-2/7/07...Recorded his first NHL multi-point game (0-2—2), 2/6/07 at Atlanta, and had another two-assist game, 2/20/07 vs. Philadelphia...Scored his first NHL goal, 3/3/07 at Toronto, and registered another the following game, 3/7/07 vs. Colorado. **2005-06:** Enjoyed a breakout season with Rochester, piling up 50 points (11-39—50) in 72 contests...Led his team's defensemen and tied for third overall in scoring...Tied for ninth in the AHL in points by a defenseman...Racked up six assists over a seven game stretch to start the season, 10/8/05-10/29/05...Had a career-high three assists, 11/11/05 vs. Manitoba...Had a career-high 10 shots on goal, 11/19/05 at Syracuse...Amassed a career-best five points (2-3—5), 11/27/05 vs. Toronto...Recorded 24 points (2-18—20) over a 24-game stretch, 10/8/05-12/10/05...Recorded three two-goal contests and 12 multi-point games overall...Finished second on the team with 202 shots...Represented the Amers at the AHL All-Star Classic...Notched an assist in his NHL debut, 1/7/06 vs. New Jersey...Skated in one regular season and one postseason contest with Buffalo, picking up a team-high three shots in Game 7 of the Eastern Conference Finals, 6/1/06 at Carolina. **2004-05:** Was the only Amerk to play in all 80 games...More than doubled his rookie year totals with 23 points (4-19—23) as a second-year pro...Finished second on the club with a plus-15 rating and second among defensemen in points...Collected a career-high 150 penalty minutes, placing fifth on the club...Picked up a season-high two points (1-1—2) on two occasions, 1/26/05 and 2/25/05 at Hamilton. **2003-04:** Began his professional career with Rochester after re-entering the draft



(Originally selected by Washington in the second round, 58th overall, of the 2001 NHL Entry Draft)...Totalled 10 points (5-5—10) in 54 games as a first-year pro...Ranked second among team defensemen with five goals...Made his professional debut with the Americans, 10/18/03, at Syracuse and notched his first assist against the same club, 10/26/03...Scored his first professional goal with a shorthanded marker, 11/10/03 vs. Cincinnati...Recorded his first multi-point game with two points (1-1—2), 3/13/04 at Hamilton...Picked up two points (1-1—2) in 16 postseason contests. **2002-03:** Posted 54 points (15-39—54) in 59 games in his final season with Moose Jaw...Finished his junior career as Moose Jaw's all-time leader in points by a defenseman with 212 (48-164—212) in four WHL seasons...Placed fifth on the team and ninth among league defensemen in scoring...Earned a second straight berth to the Eastern Conference All-Star Team and also captured a spot on the conference Second All-Star Team at the end of the season...Tallied 13 points (3-10—13) in 13 postseason games, ranking third on the club...Earned a second straight silver medal with Canada at the World Junior Championship in Halifax, Nova Scotia. **2001-02:** Placed third on Moose Jaw and tied for ninth among WHL defensemen with 52 points (16-36—52) points in 59 games...Ranked fifth among WHL blueliners with a career-high 16 goals...Represented his team at the WHL All-Star Game...Tallied four assists in 12 playoff games...Won a silver medal with Canada at the World Junior Championship in the Czech Republic, picking up one assist in seven games. **2000-01:** Named Moose Jaw's Defenseman of the Year after finishing fourth on the team with 62 points (8-54—62) in 70 games...Ranked seventh among WHL defensemen in points and third in assists...Led the Warriors in assists...Played for Team Cherry in the CHL Top Prospects game...Ranked ninth on the team with 118 penalty minutes...Tallied three points (1-2—3) in four playoff games and earned the team's Playoff MVP award. **1999-00:** Led all rookie defensemen and tied for 15th among all WHL blueliners with 44 points (9-35—44) in 68 games with Moose Jaw...Tied for sixth on the Warriors in scoring and ranked third in assists...Had one assist in four playoff games. **1998-99:** Appeared in two regular season and one postseason game with WHL Moose Jaw...Totalled 75 points (20-55—75) and 120 penalty minutes in 74 contests with Tisdale in Saskatchewan's junior circuit.

Personal: Lives in Rochester, N.Y....Married to Jaclyn, a chiropractor...Has one son, Kellen, one daughter, Mira, and two dogs, Norm and Cliff...Best friend in hockey is Brennan Evans...Greatest hockey memory is winning the 2013 Calder Cup...Began playing hockey at the age of three...Hockey nickname is Nate...Hockey idol as a youth was Wayne Gretzky...Greatest influences on his playing career are his family...Plans on continuing to run his companies after his playing career...First job was as a farm hand...Proudest achievement is having his kids...Favorite charity is Opportunities Unlimited...Most exciting place he's visited is Davos, Switzerland...If he could trade occupations for one day, he would be somewhere on Wall Street...Played baseball growing up...Once met Kelly Pickler...Favorite food is steak...Favorite movie is *The Departed*...Favorite TV show is *Mad Men*...Favorite website is ESPN...Favorite book is *The Wolf of Wall Street* by Jordan Belfort...Favorite vacation spot is Florida...Roots for the Buffalo Bills...Enjoys watching football.





AHL CAREER HIGHS

Games Played: 80, 2004-05	Assist Streak: 4, 1/6/13-1/12/13
Goals: 11, 2005-06	Point Streak: 4, twice (MR: 1/6/13-1/12/13)
Assists: 39, 2005-06	Goals, Game: 2, six times (MR: 1/7/11 SYR at BNG)
Points: 50, 2005-06	Assists, Game: 3, twice (MR: 11/27/05 RCH vs. TOR)
PIM: 150, 2004-05	Points, Game: 5, 11/27/05 RCH vs. TOR
Goal Streak: n/a	PIM, Game: 7, 10/7/05 RCH vs. TOR

FIRSTS


AHL Game: 10/18/03 RCH at SYR	NHL Game: 1/7/06 BUF vs. NJD
AHL Point: 10/26/03 RCH at SYR (assist)	NHL Point: 1/7/06 BUF vs. NJD (assist)
AHL Goal: 11/10/03 RCH vs. CIN (Ilya Bryzgalov)	NHL Goal: 3/3/07 BUF at TOR (Jean-Sebastien Aubin)

Season	Team	League	Regular Season					Playoffs				
			GP	G	A	PTS	PIM	GP	G	A	PTS	PIM
1998-99	Tisdale	SMHL	74	20	55	75	120	--	--	--	--	--
	Moose Jaw	WHL	2	0	0	0	0	1	0	0	0	0
1999-00	Moose Jaw	WHL	68	9	35	44	49	4	0	1	1	0
2000-01	Moose Jaw	WHL	70	8	54	62	118	4	1	2	3	6
2001-02	Moose Jaw	WHL	59	16	36	52	86	12	0	4	4	16
2002-03	Moose Jaw	WHL	59	15	39	54	81	13	3	10	13	6
2003-04	Rochester	AHL	54	5	5	10	49	16	1	1	2	28
2004-05	Rochester	AHL	80	4	19	23	150	9	1	1	2	16
2005-06	Rochester	AHL	72	11	39	50	90	--	--	--	--	--
	Buffalo	NHL	1	0	1	1	0	1	0	0	0	0
2006-07	Buffalo	NHL	63	2	22	24	50	--	--	--	--	--
2007-08	Buffalo	NHL	59	2	7	9	27	--	--	--	--	--
2008-09	Buffalo	NHL	23	2	4	6	25	--	--	--	--	--
2009-10	Buffalo	NHL	11	1	1	2	6	--	--	--	--	--
	Columbus	NHL	10	0	0	0	6	--	--	--	--	--
2010-11	Rochester	AHL	9	1	2	3	2	--	--	--	--	--
	Syracuse	AHL	34	8	9	17	12	--	--	--	--	--
2011-12	EHC Wolfsburg	DEL	52	7	18	25	46	2	0	0	0	0
2012-13	Grand Rapids	AHL	70	4	27	31	32	24	0	11	11	21
	NHL TOTALS		167	7	35	42	114	1	0	0	0	0
	GRIFFINS TOTALS		70	4	27	31	32	24	0	11	11	21
	AHL TOTALS		319	33	101	134	335	49	2	13	15	65
	PRO TOTALS		538	47	154	201	495	52	2	13	15	65

21 TREVOR PARKES

Right Wing
(PARKS)

Height: 6'2" Weight: 202 Shoots: Right Born: 5/13/91 in Fort Erie, Ontario



Third season as a Griffin...Third year pro...Signed to a three-year entry-level contract by Detroit, 9/23/10...Assigned by Detroit, 9/26/11...Reassigned to Toledo (ECHL) by Detroit, 11/28/11...Reassigned from Toledo by Detroit, 12/10/11...Assigned by Detroit, 9/14/12...Reassigned to Toledo by Detroit, 1/24/13...Reassigned from Toledo by Detroit, 1/30/13...Reassigned to Toledo by Detroit, 2/26/13...Reassigned from Toledo by Detroit, 4/19/13...Assigned by Detroit, 9/22/13...Reassigned to Toledo by Detroit, 10/2/13.

2012-13: Served as a "black ace" with Grand Rapids during the 2013 Calder Cup Playoffs...Split his second professional season between Grand Rapids and ECHL Toledo, registering nine points (3-6-9) in 36 games with the Griffins and 30 points (14-16-30) in 19 games with the Walleye...Posted five (3-2-5) of his nine AHL points in an eight-game span, 10/13/12-11/3/12...Tied for fourth on Toledo in goals and 11th in points despite being limited to 19 games...Racked up eight points (4-4-8) in his first four games with the Walleye, 1/25/13-2/28/13...Tallied a hat trick during a career-best four-point night, 3/2/13 vs. Evansville...Recorded three three-point games in a four-game span, 3/2/13-3/9/13, totaling 10 points (5-5-10) in that stretch...Named ECHL Player of the Week after racking up 11 points (6-5-11) in four games, 2/25/13-3/3/13...Tied for second on Toledo in postseason scoring with five points (3-2-5) in six games. **2011-12:** Recorded eight points (2-6-8) in 44 games with the Griffins as a first-year pro...Made his professional debut on 10/8/11 at Rockford and recorded his first professional point the following game, 10/14/11 vs. Toronto...Nearly became the first Griffin to ever score his first goal on a penalty shot when he had an attempt on Oct. 16 at Rochester, which was the first attempt by a rookie since Darren Helm scored on 1/26/08 vs. Chicago...Played four games with ECHL Toledo, scoring four goals...Scored his first professional goal in his Walleye debut, 11/30/11 vs. Chicago...Notched a two-goal game against the same club, 12/3/11...Re-joined the Griffins on 12/10/11 and scored his first AHL goal in his first game back, 12/14/11 vs. Rockford...Picked up three points (1-2-3) in four games, 12/14/11-12/21/11...Registered his first multi-point game (1-1-2), 2/12/12 vs. San Antonio. **2010-11:** Skated in 60 contests with QMJHL Montreal and led the team with 33 goals and 62 points...Tied for third on the team with a plus-26 rating...Scored a team-best 12 power play goals...Tied for 15th in the QMJHL in goals...Finished second on the team in postseason scoring with eight points (6-2-8) in 10 games...Represented the QMJHL for two games during the Canada-Russia Subway Super Series...Was a teammate of current Griffin Louis-Marc Aubry. **2009-10:** Broke in as a QMJHL rookie with 47 points (27-20-47) in 66 games...Ranked second on Montreal in goals, tied for third in points, and had a team-best plus-19 rating...Added seven points (6-1-7) in seven playoff games to lead the team. **2008-09:** Spent the season with the GOJHL Fort Erie Meteors, recording 43 points (23-20-43) in 52 contests.

Personal: Lives in Fort Erie, Ontario...Has a cat named Billy...Greatest hockey memories are his first professional game and winning the All-Ontario Championship...Began playing hockey at the age of four...Hockey nickname is Parksey...Hockey idol as a youth was Paul Kariya...Chose his jersey number because it's his mother's birthday...Greatest influence on his hockey career is his father...Plans to get involved in the business of hockey after his playing career...First job was cutting greens at a golf course...Greatest personal obstacle he's overcome is the death of his father...Proudest achievement is turning professional...Most interesting fact about him is that he was never drafted in major junior or to the NHL, instead earning contracts as a tryout...If he could trade occupations for one day, he would be an NFL player...Also speaks French...Played soccer, basketball, golf, lacrosse and volleyball growing up...Favorite food is grilled salmon...Favorite music artist is Brad Paisley...Favorite movie is *Billy Madison*...Favorite TV show is *Entourage*...Favorite website is NFL Fantasy Football...Favorite vacation spot is Mexico...Roots for the Buffalo Bills...Enjoys watching football.



AHL CAREER HIGHS

Games Played: 44, 2011-12

Goals: 3, 2012-13

Assists: 6, twice (MR: 2012-13)

Points: 9, 2012-13

PIM: 35, 2012-13

Goal Streak: n/a

Assist Streak: n/a

Point Streak: 2, three times (MR: 11/2/12-11/3/12)

Goals, Game: 1, five times (MR: 11/2/12 GR at SA)

Assists, Game: 1, 12 times (MR: 2/17/13 GR vs. CHA)

Points, Game: 2, 2/12/12 GR vs. SA

PIM, Game: 17, 1/11/13 GR at RFD

FIRSTS

AHL Game: 10/8/11 GR at RFD

AHL Point: 10/14/11 GR vs. TOR (assist)

AHL Goal: 12/14/11 GR vs. RFD (Carter Hutton)

Season	Team	League	Regular Season					Playoffs				
			GP	G	A	PTS	PIM	GP	G	A	PTS	PIM
2008-09	Fort Erie	GOJHL	52	23	20	43	34	5	0	1	1	2
2009-10	Montreal	QMJHL	66	27	20	47	34	7	6	1	7	4
2010-11	Montreal	QMJHL	60	33	29	62	32	10	6	2	8	12
2011-12	Grand Rapids	AHL	44	2	6	8	23	--	--	--	--	--
	Toledo	ECHL	4	4	0	4	2	--	--	--	--	--
2012-13	Grand Rapids	AHL	36	3	6	9	35	--	--	--	--	--
	Toledo	ECHL	19	14	16	30	6	6	2	3	5	6
GRIFFINS/AHL TOTALS			80	5	12	17	58	0	0	0	0	0
PRO TOTALS			103	23	28	51	66	6	2	3	5	6



6 TEEMU PULKKINEN

Right Wing

(TEE-moo PUHL-kih-nuhn)

Height: 5'11" Weight: 185 Shoots: Right Born: 1/2/92 in Vantaa, Finland
 Drafted: Detroit's 4th choice, 111th overall, in 2010 NHL Entry Draft



Second season as a Griffin...Fourth year pro...Signed to a three-year entry-level contract by Detroit, 5/29/12...Assigned to Jokerit (Finland) by Detroit, 5/30/12...Reassigned from Jokerit by Detroit, 4/16/13...Assigned by Detroit, 9/23/13...Recalled by Detroit, 9/25/13... Assigned by Detroit, 9/25/13...Recalled by Detroit, 9/27/13...Assigned by Detroit, 9/28/13.

2012-13: Won the Calder Cup with the Griffins after joining the team late in the regular season at the conclusion of his season in Finland...Made his North American debut with Grand Rapids on 4/20/13 at Lake Erie and notched an assist the following night, 4/21/13 at Chicago...Cracked the team's playoff lineup and recorded five points (3-2-5) in 14 games...Scored his first goal as a Griffin, 5/1/13 vs. Houston...Tallied three goals in a four-game stretch, 5/1/13-5/10/13...Recorded four points (2-2-4) in a three-game point streak, 5/4/13-5/11/13...Registered 34 points (14-20-34) in 59 games with Jokerit in Finland's SM-Liiga...Tied for third on the team in scoring, ranking third in goals and assists...Led the team in the playoffs with five points (2-3-5) in six games. **2011-12:** Ranked second on Jokerit with 37 points (16-21-37) in 56 games...Tied for second on the team in goals and assists...Recorded one assist in four postseason games...Tallied 10 points (6-4-10) in seven games during the World Junior Championship in Calgary and Edmonton, Alberta...Tied for third in the tournament in goals. **2010-11:** Posted 54 points (18-36-54) in 55 games with Jokerit in his first full professional season...Finished fifth in the league in scoring, leading all rookies in goals, assists and points...Named the SM-Liiga Rookie of the Year...Broke a 20-year-old league record held by Teemu Selanne for assists by a rookie (36)...Led Finland with nine points (3-6-9) in six games during the World Junior Championship in Buffalo, N.Y. **2009-10:** Limited to 29 games between Jokerit's men's team and under-20 team due to injuries...Began the season in the SM-Liiga and registered three points (1-2-3) in 12 games...Led Jokerit's junior club in scoring despite being limited to 17 games with 41 points (20-21-41)...Posted the best points-per-game average (2.41) in the league and was named the Player of the Month for January...Earned a bronze medal with Finland at the World U18 Championship in Minsk, Belarus...Led the tournament in scoring with 15 points (10-5-15) in six games, earning him honors as the tournament's best forward and to its All-Star Team. **2008-09:** Posted 35 points (16-19-35) in nine games with Jokerit's under-18 team before graduating to the under-20 level...Notched 28 points (15-13-28) in 24 games in Finland's top junior league...Debuted for Jokerit's men's team in Finland's SM-Liiga at age 17, going pointless in three games...Finished third in scoring at the World U18 Championship in Fargo, N.D., and helped Finland win a bronze medal with 13 points (7-6-13) in six games. **2007-08:** Continued racking up points at the Finnish junior level, registering 60 points (36-24-60) in 32 games for Jokerit's under-18 team...Led his team in scoring and led the league in goals...Notched six points (3-3-6) in his lone game at the under-16 level...Picked up eight points (5-3-8) in five games while representing Finland internationally with the under-17 team. **2006-07:** Dominated the Finnish under-16 league for Jokerit, combining for 90 points (47-43-90) in 22 games for an average of 4.09 points-per-game...Led the league in goals and points during the regular season and led the league in goals (7), assists (10) and points (17) during six playoff games.

Personal: Lives in Helsinki, Finland...Has one dog, Nuppu...Has seven siblings...Greatest hockey memory is the 2010 Winter Classic in Finland...Began playing hockey at the age of five...Hockey nickname is Pulky...Hockey idol as a youth was Alexander Ovechkin...Greatest influence on hockey was the 2010 Winter Classic...Also speaks Finnish... Also played football growing up...Favorite food is steak...Favorite music artist is Volbeat...Favorite website is theahl.com...Enjoys tennis, bicycling and soccer.



AHL CAREER HIGHS

Games Played: 2, 2012-13
 Goals: n/a
 Assists: 1, 2012-13
 Points: 1, 2012-13
 PIM: 2, 2012-13
 Goal Streak: n/a

Assist Streak: n/a
 Point Streak: n/a
 Goals, Game: n/a
 Assists, Game: 1, 4/21/13 GR at CHI
 Points, Game: 1, 4/21/13 GR at CHI
 PIM, Game: 2, 4/20/13 GR at LE

FIRSTS

AHL Game: 4/20/13 GR at LE

AHL Goal: 5/1/13 GR vs. HOU (playoffs, Mike Condon)

AHL Point: 4/21/13 GR at CHI (assist)

Season	Team	League	Regular Season					Playoffs				
			GP	G	A	PTS	PIM	GP	G	A	PTS	PIM
2006-07	Jokerit U16	Fin-U16	22	47	43	90	10	6	7	10	17	2
	Jokerit U18	Fin-U18	1	0	0	0	0	1	0	0	0	0
2007-08	Jokerit U16	Fin-U16	1	3	3	6	0	2	5	3	8	2
	Jokerit U18	Fin-U18	32	36	24	60	8	6	11	6	17	6
2008-09	Jokerit U18	Fin-U18	9	16	19	35	4	--	--	--	--	--
	Jokerit Jr.	Fin-Jr.	24	15	13	28	12	--	--	--	--	--
	Jokerit	Finland	3	0	0	0	6	--	--	--	--	--
2009-10	Suomi U20	Fin-2	1	0	0	0	0	--	--	--	--	--
	Jokerit Jr.	Fin-Jr.	17	20	21	41	41	4	3	3	6	0
	Jokerit	Finland	12	1	2	3	6	--	--	--	--	--
2010-11	Jokerit	Finland	55	18	36	54	32	3	0	1	1	0
	Suomi U20	Fin-2	1	1	0	1	0	--	--	--	--	--
2011-12	Jokerit	Finland	56	16	21	37	41	4	0	1	1	2
2012-13	Jokerit	Finland	59	14	20	34	49	6	2	3	5	22
	Grand Rapids	AHL	2	0	1	1	2	14	3	2	5	10
GRIFFINS/AHL TOTALS			2	0	1	1	2	14	3	2	5	10
PRO TOTALS			187	49	80	129	136	27	5	7	12	34






19 RILEY SHEAHAN

Center
(SHAY-han)

Height: 6'2" **Weight:** 215 **Shoots:** Left **Born:** 12/7/91 in St. Catharines, Ontario
Drafted: Detroit's 1st choice, 21st overall, in 2010 NHL Entry Draft



Third season as a Griffin...Second year pro... Ranks among the Griffins' all-time playoff leaders with 13 assists (T5th) and a plus-seven rating (T7th)...Signed to an amateur tryout, 3/20/12...Released from tryout, 4/5/12...Signed to a three-year entry-level contract by Detroit, 4/5/12...Assigned by Detroit, 9/14/12...Recalled by Detroit, 4/6/13... Assigned by Detroit, 4/7/13...Assigned by Detroit, 9/23/13...Recalled by Detroit, 9/25/13... Assigned by Detroit, 9/25/13...Recalled by Detroit, 9/27/13...Assigned by Detroit, 9/28/13.

2012-13: Won the Calder Cup with the Griffins as a rookie...Skated in 72 games during the regular season, ranking among team leaders with 16 goals (6th), 20 assists (9th), 36 points (7th), six power play goals (T5th), two shorthanded goals (T2nd), four game-winning goals (3rd) and a .139 shooting percentage (3rd)...Tied for the AHL rookie lead and for sixth overall in the postseason with 16 points (3-13-16) in 24 games...Tied for third in scoring on the Griffins and led the team in assists in the playoffs...Scored three goals in a two-game span, 11/7/12-11/9/12...Recorded a season-high three points (2-1-3), 1/4/13 vs. Oklahoma City...Racked up 10 points (7-3-10) over a nine-game stretch, 12/21/12-1/9/13...Notched three straight two-point games (1-5-6), during a four-game point streak, 2/22/13-3/1/13...Tallied eight points (1-7-8) during an eight-game span, 5/4/13-5/24/13. **2011-12:** Joined the Griffins on a tryout after concluding his junior year with Notre Dame, recording two points (1-1-2) in seven games...Made his professional debut, 3/22/12 at San Antonio...Tallied his first two AHL points, 3/31/12 vs. Oklahoma City...Made his NHL debut with the Red Wings in the team's final regular season contest, 4/7/12 vs. Chicago, recording four penalty minutes and three shots...Notched a career-best 25 points (9-16-25) in 37 games in his final season with the Fighting Irish...Finished as a runner-up to current Griffin Luke Glendening (Michigan) for the CCHA Best Defensive Forward award...Ranked among team leaders with nine goals (4th), 16 assists (3rd), five power play goals (T3rd) and one shorthanded goal (2nd)...Opened the season with a pair of two-point games while recording 12 points (4-8-12) in his first 10 games overall, 10/14/11-11/15/11...Registered 21 points (7-14-21) in the team's first 20 games, 10/14/11-1/7/12...Notched a season-high three points (2-1-3), 1/7/12 at Minnesota. **2010-11:** Notched 22 points (5-17-22) in 40 games with the Fighting Irish as a sophomore...Finished seventh on the team in scoring...Recorded assists in each of the team's first three games, 10/8/10-10/14/10...Racked up a collegiate career-high four points (1-3-4), 1/7/11 at Northern Michigan...Contributed four multi-point games overall...Tallied five points (2-3-5) in a five-game stretch, 3/13/11-3/27/11, to help Notre Dame earn a spot in the NCAA Frozen Four, where it lost in the semifinal round to eventual champion Minnesota-Duluth. **2009-10:** Recorded 17 points (6-11-17) for Notre Dame as one of the youngest players in the NCAA, beginning his collegiate career at the age of 17...Tied for fourth on the team with three power play goals and ranked second with 96 shots...Tied for the team lead in scoring by freshman...Scored his first collegiate goal in his first game, 10/9/09 vs. Alabama-Huntsville...Racked up an early-season five-game point streak, with five points (1-4-5) from 11/14/09-11/27/09. **2008-09:** Logged 40 games for St. Catharines in Canada's junior B ranks and recorded a team-high 73 points (27-46-73)...Honored with the Ontario Hockey Association Junior B Top Prospects Award following the season in a presentation at the Hockey Hall of Fame in Toronto.

Personal: Lives in St. Catharines, Ontario...Has two dogs, Rikar and Gilly...Has one sister, Karli, who rowed at the University of Texas...Related to Rocky DiPietro, a Hall of Fame CFL player...Best friend in hockey is Taylor Beck... Greatest hockey memory is winning the 2013 Calder Cup...Began playing hockey at the age of four...Hockey nickname is She...Hockey idols as a youth were Steve Yzerman and Rick Nash... Plans to coach after his playing career...First job was working at a fitness center...Favorite charitable causes are ones that help sick children... Most exciting thing he's done is go whale-watching in Newfoundland...If he could trade occupations for one day, he would be a singer/songwriter...Played basketball, lacrosse and soccer growing up...Once met Regis Philbin... Favorite foods are pizza and chicken wings...Favorite music artist is City and Colour...Favorite movie is *The Internship*...Favorite TV show is *Breaking Bad*...Favorite website is Facebook...Roots for the University of Notre Dame and Detroit Tigers...Enjoys watching football and basketball.



AHL CAREER HIGHS

Games Played: 72, 2012-13	Assist Streak: 4, 2/22/13-3/1/13
Goals: 16, 2012-13	Point Streak: 4, 2/22/13-3/1/13
Assists: 20, 2012-13	Goals, Game: 2, four times (MR: 1/9/13 GR at RFD)
Points: 36, 2012-13	Assists, Game: 2, five times (MR: 2/24/13 GR vs. SA)
PIM: 33, 2012-13	Points, Game: 3, 1/4/13 GR vs. OKC
Goal Streak: 2, 11/7/12-11/9/12	PIM, Game: 12, 12/9/12 GR vs. RFD

FIRSTS

AHL Game: 3/22/12 GR at SA	NHL Game: 4/7/12 DET vs. CHI
AHL Point: 3/31/12 GR vs. OKC (assist)	NHL Point: n/a
AHL Goal: 3/31/12 GR vs. OKC (Yann Danis)	NHL Goal: n/a


Season	Team	League	Regular Season					Playoffs				
			GP	G	A	PTS	PIM	GP	G	A	PTS	PIM
2007-08	St. Catharines	ON-Jr. B	45	22	39	61	39	16	5	10	15	14
2008-09	St. Catharines	ON-Jr. B	40	27	46	73	55	11	8	5	13	30
2009-10	Notre Dame	CCHA	37	6	11	17	22	--	--	--	--	--
2010-11	Notre Dame	CCHA	40	5	17	22	28	--	--	--	--	--
2011-12	Notre Dame	CCHA	37	9	16	25	24	--	--	--	--	--
	Grand Rapids	AHL	7	1	1	2	0	--	--	--	--	--
	Detroit	NHL	1	0	0	0	4	--	--	--	--	--
2012-13	Grand Rapids	AHL	72	16	20	36	33	24	3	13	16	10
	Detroit	NHL	1	0	0	0	0	--	--	--	--	--
NHL TOTALS			2	0	0	0	4	--	--	--	--	--
GRIFFINS/AHL TOTALS			79	17	21	38	33	24	3	13	16	10
PRO TOTALS			81	17	21	38	37	24	3	13	16	10



7 RYAN SPROUL

Defenseman
(SPROHL)

Height: 6'4" Weight: 205 Shoots: Right Born: 1/13/93 in Toronto, Ontario
Drafted: Detroit's 3rd choice, 55th overall, in 2011 NHL Entry Draft



Second season as a Griffins...First year pro...Signed to a three-year entry-level contract by Detroit, 3/25/12...Signed to an amateur tryout, 3/27/12...Released from tryout, 4/5/12...Reassigned from Sault Ste. Marie (OHL) by Detroit, 4/3/13...Reassigned to Sault Ste. Marie by Detroit, 5/22/13...Assigned by Detroit, 9/22/13...Recalled by Detroit, 9/27/13...Assigned by Detroit, 9/28/13.

2012-13: Served as a "black ace" with Grand Rapids for the first two rounds of the 2013 Calder Cup Playoffs...Made his AHL debut on 4/20/13 at Lake Erie and appeared in two late-season games with the Griffins...Led OHL defensemen and finished second on the Sault Ste. Marie Greyhounds with 66 points (20-46-66) en route to capturing CHL Defenseman of the Year honors...Also ranked among team leaders with 20 goals (T5th), 46 assists (2nd) and 11 power play goals (2nd)...Picked up eight points (1-7-8)

in the first four games of the season, 9/21/12-9/29/12...Followed up an eight-game point streak (4-8-12 from 11/21/12-12/8/12) with a nine-game point streak (8-4-12 from 12/14/12-1/6/13)...Recorded his second OHL hat trick, 12/31/12 vs. Saginaw...Tied his season high with a nine-game scoring streak, registering 19 points (5-14-19), 1/18/13-2/9/13...Tallied a five-point game (2-3-5) on 2/1/13 at Plymouth...Racked up 28 points (6-22-28) in a 14-game span, 1/18/13-2/22/13...Registered five points (2-3-5) in six postseason games...Won the Max Kaminsky Trophy for OHL Defenseman of the Year and was named to the First All-Star Team. **2011-12:** Ranked third on Sault Ste. Marie and tied for third among OHL defensemen with 54 points (23-31-54) in 61 games...Led the league's blueliners in goals...Ranked among team leaders with 23 goals (3rd), 31 assists (3rd), a plus-16 rating (1st), eight power play goals (3rd) and two shorthanded goals (1st)...Enjoyed five three-point games...Recorded 20 points (11-9-20) in the final 16 games of the season...Represented the OHL in the CHL Canada-Russia Subway Super Series...Named to the OHL Third All-Star Team. **2010-11:** Broke into the OHL with Sault Ste. Marie and recorded 33 points (14-19-33) in 61 games...Led all Greyhounds defensemen and rookies in scoring and placed eighth on the team in scoring overall...Ranked 14th in the league in rookie scoring...Tallied a hat trick during a four-point night, 1/29/11 vs. Belleville...Scored in four straight games, 2/6/11-2/13/11...Notched his second four-point game (1-3-4) of the season, 3/4/11 at Sarnia...Named to the OHL Second All-Rookie Team. **2009-10:** Limited to 15 regular season games between the Bramalea Blues and Vaughan Vipers in the Ontario Jr. A ranks...Recorded one assist in seven games with Bramalea and a goal and an assist in eight games with Vaughan.

Personal: Lives in Toronto, Ontario...Has one younger brother...Best friend in hockey is Dave Broll, who was his junior hockey roommate and hometown friend...Greatest hockey memory is being named the 2012 CHL Defenseman of the Year...Began playing hockey at the age of four...Hockey nicknames are Sproully and Sprouller...Hockey idol as a youth was Martin St. Louis...Chose his jersey number because Chris Chelios once wore the same number...Greatest influence on his hockey career is his family...Plans on working somewhere in hockey and owning a bar after finishing his playing career...Greatest personal obstacle he's overcome was being cut in Junior A and thinking he wanted to just play for fun...Favorite charity is the Make A Wish Foundation...Most exciting place he's ever visited was the Caribbean...Most interesting fact about him is that he loves living the country lifestyle...If he could trade occupations for one day, he would be a professional golfer...Favorite foods are calamari and pasta...Favorite music is anything country...Favorite TV show is *Sons of Anarchy*...Favorite vacation spot is Jamaica...Enjoys golf, football and camping.



AHL CAREER HIGHS

Games Played: 2, 2012-13	Assist Streak: n/a
Goals: n/a	Point Streak: n/a
Assists: n/a	Goals, Game: n/a
Points: n/a	Assists, Game: n/a
PIM: 2, 2012-13	Points, Game: n/a
Goal Streak: n/a	PIM, Game: 2, 4/21/13 GR at CHI

FIRSTS

AHL Game: 4/20/13 GR at LE	AHL Goal: n/a
AHL Point: n/a	

Season	Team	League	Regular Season					Playoffs				
			GP	G	A	PTS	PIM	GP	G	A	PTS	PIM
2008-09	Vaughan	GTHL	31	2	7	9	14	--	--	--	--	--
2009-10	Bramalea	ON-Jr. A	6	0	1	1	6	--	--	--	--	--
	Vaughan	ON-Jr. A	8	1	1	2	0	2	0	0	0	0
2010-11	Vaughan	ON-Jr. A	3	1	2	3	4	--	--	--	--	--
	Sault Ste. Marie	OHL	61	14	19	33	36	--	--	--	--	--
2011-12	Sault Ste. Marie	OHL	59	20	30	50	53	--	--	--	--	--
2012-13	Sault Ste. Marie	OHL	50	20	46	66	45	6	2	3	5	0
	Grand Rapids	AHL	2	0	0	0	2	--	--	--	--	--
GRIFFINS/AHL/PRO TOTALS			2	0	0	0	2	--	--	--	--	--



39 MAREK TVRDON

Left Wing

(MAIR-ehk T'VER-duhn)

Height: 6'2" Weight: 215 Shoots: Left Born: 1/31/93 in Nitra, Slovakia

Drafted: Detroit's 5th choice, 115th overall, in 2011 NHL Entry Draft



First season as a Griffin...First year pro...Signed to an amateur tryout, 4/4/12...Released from tryout, 4/9/12...Signed to a three-year entry-level contract by Detroit, 7/3/12... Reassigned from Vancouver (WHL) by Detroit, 4/25/13...Reassigned to Vancouver by Detroit, 5/6/13...Assigned by Detroit, 9/22/13.

2012-13: Served as a "black ace" with Grand Rapids for the first round of the 2013 Calder Cup Playoffs...Limited to just 18 games with the WHL's Vancouver Giants due to a blood clot...Registered 22 points (8-14-22) before his injury and finished eight on Vancouver in scoring. **2011-12:** Racked up 74 points (31-43-74) in 60 games in his first full season in the WHL...Ranked among team leaders with 31 goals (3rd), 43 assists (1st), 74 points (2nd), nine power play goals (2nd) and two shorthanded goals (2nd)...Led WHL rookies in scoring...Tallied eight points (4-4-8) in three games, 10/21/11-10/25/11...Notched 10

points (5-5-10) during a four-game point streak, 11/5/11-11/18/11...Set a season high with five points (2-3-5) on 11/18/11 vs. Victoria...Racked up 13 points (4-9-13) during an eight-game point streak, 1/7/12-1/22/12...Amassed 10 points (6-4-10) in the final four games of the season, 3/10/12-3/17/12...Recorded six points (3-3-6) in six postseason games. **2010-11:** Debuted in North America with the Vancouver Giants but suffered a season-ending injury on 10/16/10...Recorded 11 points (6-5-11) in 12 games before his injury...Notched three points (2-1-3) in his WHL debut, 9/24/10 vs. Chilliwack...Recorded five points (3-2-5) during a three-game point streak, 10/2/10-10/9/10. **2009-10:** Skated in 45 games with HK Nitra's under-20 team, finishing fourth on the club with 56 points (25-31-56)...Tied for third on the team in goals and sat second in assists...Tied 17th in the circuit in scoring...Made his professional debut by appearing in six games with HK Nitra in Slovakia's top league. **2008-09:** Led HK Nitra's under-18 club in goals (50), assists (33), points (83) and penalty minutes (113)...Tied for the league lead in goals and finished fifth overall in points. **2007-08:** Skated in 20 games with HK Nitra's under-18 team as a 14-year-old, recording nine points (5-4-9).

Personal: Lives in Nitra, Slovakia...Began playing hockey at the age of five...Hockey nickname is Trto...Also speaks Slovakian... Played soccer growing up...Favorite food is steak...Favorite music genre is hip-hop...Favorite movie is *Gangs of New York*...Favorite TV show is *Two and a Half Men*...Enjoys card games, paintball and soccer.

Season	Team	League	Regular Season					Playoffs				
			GP	G	A	PTS	PIM	GP	G	A	PTS	PIM
2007-08	HK Ardo Nitra U18	Svk-U18	20	5	4	9	10	--	--	--	--	--
2008-09	HK Nitra U18	Svk-U18	58	50	33	83	113	--	--	--	--	--
	HK Nitra Jr.	Slovak-Jr.	--	--	--	--	--	1	0	0	0	0
2009-10	HK Nitra	Slovakia	6	0	0	0	2	1	0	0	0	0
	HK Nitra Jr.	Slovak-Jr.	45	25	31	56	90	--	--	--	--	--
2010-11	Vancouver	WHL	12	6	5	11	14	--	--	--	--	--
2011-12	Vancouver	WHL	60	31	43	74	62	6	3	3	6	0
2012-13	Vancouver	WHL	18	8	14	22	16	--	--	--	--	--
PRO TOTALS			6	0	0	0	2	1	0	0	0	0



GRIFFINS NHL AFFILIATE



DETROIT RED WINGS

600 Civic Center Drive
 Detroit, MI 48226
 www.detroitredwings.com
 Phone: (313) 394-7000
 Fax: (313) 567-0296
 Media Hotline: (313) 396-7599
 Press Box: (313) 396-7957



Owner/Governor
 Owner/Secretary-Treasurer
 President and CEO Ilitch Holdings/
 Alternate Governor
 President Olympia Entertainment/
 Alternate Governor
 Senior Vice President/Alternate Governor
 Executive Vice President/
 General Manager
 Assistant General Manager/
 Hockey Administration
 Advisor to Hockey Operations
 Special Assistant to the General Manager
 Vice President General Counsel/
 Alternate Governor
 Head Coach
 Associate Coach
 Assistant Coach
 Assistant Coach – Video
 Goaltending Coach
 Director of Player Development
 Director of Pro Scouting
 Pro Scouts
 Director of Amateur Scouting
 Chief Amateur Scout
 Amateur Scouts
 Director of European Scouting
 European Scouts
 Part-Time Scout
 Executive Assistant
 Head Athletic Therapist
 Head Equipment Manager
 Assistant Athletic Therapist
 Assistant Equipment Managers
 Team Masseurs
 Senior Director of Communications
 Media Relations Manager
 Public Relations Coordinator
 Community Relations Manager
 Radio Announcers, 97.1 FM The Ticket
 TV Announcers, Fox Sports Detroit
 Home Arena (Capacity)

Mike Ilitch
 Marian Ilitch
 Christopher Ilitch
 Tom Wilson
 Jim Devellano
 Ken Holland
 Ryan Martin
 Chris Chelios
 Kris Draper
 Robert E. Carr
 Mike Babcock
 Tom Renney
 Bill Peters
 Keith McKittrick
 Jim Bedard
 Jiri Fischer
 Mark Howe
 Glenn Merkosky, Bruce Haralson, Kirk Maltby
 Tyler Wright
 Jeff Finley
 Andrew Dickson, Kelly Harper,
 Sam Lites, Mario Marois
 Hakan Andersson
 Vladimir Havluj, Ari Vouri,
 Nikolai Vakourov
 Marty Stein
 Kim Brodie
 Piet Van Zant
 Paul Boyer
 Russ Baumann
 John Remejes, Dan Kerstetter
 Sergei Tchekmarev, Inar Treiguts
 John Hahn
 Todd Beam
 Kyle Kujawa
 Christy Hammond
 Ken Kal, Paul Woods
 Ken Daniels, Mickey Redmond
 Joe Louis Arena (20,066)



Ken Holland
*Executive Vice
 President/
 General Manager*



Mike Babcock
Head Coach



2013-14 DETROIT RED WINGS SCHEDULE

OCTOBER

2	BUFFALO	8:00	NBCSN
4	@ Carolina	7:00	FSD
5	@ Boston	7:00	FSD/NHLN
10	PHOENIX	7:30	FSD/NHLN
12	PHILADELPHIA	7:00	FSD
14	@ Boston	1:00	FSD
15	COLUMBUS	8:00	FSD /NHLN
17	@ Colorado	9:00	FSD
19	@ Phoenix	9:00	FSD
21	SAN JOSE	7:30	FSD
23	OTTAWA	7:30	FSD
26	NY RANGERS	7:00	FSD/NHLN
30	@ Vancouver	10:30	FSD

NOVEMBER

1	@ Calgary	9:00	FSPLUS
2	@ Edmonton	10:00	FSD
4	@ Winnipeg	8:00	FSD
7	DALLAS	7:30	FSD
9	TAMPA BAY	7:00	FSD
12	WINNIPEG	7:30	FSD
15	WASHINGTON	7:30	FSD/NHLN
16	@ NY Islanders	7:00	FSD
19	NASHVILLE	7:30	FSPLUS
21	CAROLINA	7:30	FSD
23	OTTAWA	7:00	FSD
24	@ Buffalo	5:00	FSD
27	BOSTON	7:30	FSD/NBCSN
29	@ NY Islanders	4:00	FSD

DECEMBER

1	@ Ottawa	5:30	FSPLUS/NHLN
4	PHILADELPHIA	8:00	NBCSN

6	@ New Jersey	7:00	FSD
7	FLORIDA	7:00	FSPLUS
10	@ Florida	7:30	FSD
12	@ Tampa Bay	7:30	FSD
14	PITTSBURGH	7:00	FSD/NHLN
15	TAMPA BAY	5:00	FSPLUS
17	ANAHEIM	7:30	FSD
19	CALGARY	7:30	FSD
21	@ Toronto	7:00	FSD/NHLN
23	NY ISLANDERS	7:30	FSPLUS
28	@ Florida	7:00	FSD/NHLN
30	@ Nashville	8:00	FSD

JANUARY

1	TORONTO*	1:00	NBC
4	@ Dallas	8:00	FSD
9	@ San Jose	10:30	FSD
11	@ Los Angeles	10:30	FSD
12	@ Anaheim	8:00	FSD
16	@ NY Rangers	7:00	FSD
18	LOS ANGELES	7:00	FSD
20	ST. LOUIS	7:30	FSD
22	CHICAGO	8:00	NBCSN
24	MONTREAL	7:30	FSD/NHLN
26	FLORIDA	5:00	FSPLUS
28	@ Philadelphia	7:00	FSD
31	WASHINGTON	7:30	FSD

FEBRUARY

2	@ Washington	12:30	NBC
3	VANCOUVER	7:30	FSPLUS
6	@ Florida	7:30	FSD
8	@ Tampa Bay	7:00	FSPLUS
9-25	Olympic Break		
26	@ Montreal	7:30	FSD

27	@ Ottawa	7:30	FSD/NHLN
----	----------	------	----------

MARCH

4	@ New Jersey	7:00	FSD
6	COLORADO	7:30	FSD/NHLN
7	NEW JERSEY	7:30	FSD
9	@ NY Rangers	7:30	NBC or NBCSN
11	@ Columbus	7:00	FSPLUS
14	EDMONTON	7:30	FSD
16	@ Chicago	7:30	NBC or NBCSN
18	TORONTO	7:30	FSD
20	PITTSBURGH	7:30	FSD
22	@ Minnesota	2:00	FSD/NHLN
23	MINNESOTA	7:30	NBCSN
25	@ Columbus	7:30	FSD/NBCSN
27	MONTREAL	7:00	FSD
29	@ Toronto	7:00	FSD/NHLN
30	TAMPA BAY	5:00	FSD

APRIL

2	BOSTON	8:00	NBCSN
4	BUFFALO	7:30	FSPLUS
5	@ Montreal	7:00	FSD/NHLN
8	@ Buffalo	7:00	FSD
9	@ Pittsburgh	8:00	NBCSN
11	CAROLINA	7:30	FSPLUS
13	@ St. Louis	3:00	NBC or NBCSN

* Game played at Michigan Stadium

Games broadcast locally on
WBBL 107.3 FM.



GRIFFINS ECHL AFFILIATE



TOLEDO WALLEYE

406 Washington Street
 Toledo, OH 43604
 www.toledowalleye.com
 Phone: (419) 725-9255
 Fax: (419) 725-4368



Joe Napoli
*President/
 General Manager*



Nick Vitucci
*Head Coach/
 Director of Hockey
 Operations*

President/General Manager	Joe Napoli
Chief Financial Officer	Pam Alspach
Assistant GM/Director of Corporate Partnerships	Neil Neukam
Assistant GM/Ticket Sales & Operations	Erik Ibsen
Chief Marketing Officer	Kim McBroom
Head Coach/Director of Hockey Operations	Nick Vitucci
Assistant Coach	Dan Watson
Athletic Trainer	Brad Fredrick
Equipment Manager	Dave Aleo
Head Scout/Director of Player Personnel	Ed Burkholder
Associate Head Scout	Mike Bukator
Communications Director	Andi Roman
Director of Broadcasting	Greg Tye
Radio/TV Announcer	Matt Melzak
Home Arena (Capacity)	Huntington Center (7,431)
Flagship Radio Station	Fox Sports Radio 1230 WCWA

2013-14 TOLEDO WALLEYE SCHEDULE

OCTOBER

19 @ Fort Wayne	7:35
24 @ Cincinnati	7:35
26 WHEELING	7:15
30 CINCINNATI	10:35 a.m.

NOVEMBER

1 @ Kalamazoo	7:30
2 KALAMAZOO	7:15
3 @ Evansville	5:00
9 @ Florida	7:00
10 @ Orlando	3:00
11 @ Orlando	7:00
15 @ Fort Wayne	8:05
17 READING	5:15
23 EVANSVILLE	7:15
27 SOUTH CAROLINA	7:15
29 SOUTH CAROLINA	7:15
30 @ Wheeling	7:00

DECEMBER

5 @ Evansville	7:15
7 @ Evansville	7:15
11 CINCINNATI	7:15
13 EVANSVILLE	7:15
14 EVANSVILLE	7:15
18 @ Evansville	8:15
20 @ Kalamazoo	7:30
21 @ Kalamazoo	7:30

27 @ Fort Wayne	8:05
28 CINCINNATI	7:15
30 KALAMAZOO	7:15
31 @ Fort Wayne	7:35

JANUARY

3 READING	7:15
4 @ Kalamazoo	7:30
7 @ Evansville	7:15
10 FORT WAYNE	7:15
11 @ Wheeling	7:00
12 WHEELING	5:15
17 @ Reading	7:05
18 @ Reading	7:05
24 WHEELING	7:15
25 READING	7:15
26 GREENVILLE	5:15
31 CINCINNATI	7:15

FEBRUARY

1 ELMIRA	7:15
4 @ Cincinnati	7:35
7 @ Cincinnati	7:35
8 @ Kalamazoo	7:30
12 @ Wheeling	7:00
14 @ Kalamazoo	7:30
15 CINCINNATI	7:15
17 @ Greenville	Noon

18 @ South Carolina	7:05
21 ORLANDO	7:15
22 ORLANDO	7:15

MARCH

1 GREENVILLE	7:15
2 GREENVILLE	5:15
5 SOUTH CAROLINA	7:15
7 @ Cincinnati	7:35
8 @ Cincinnati	7:35
12 @ Wheeling	7:00
14 KALAMAZOO	7:15
15 KALAMAZOO	7:15
16 FORT WAYNE	5:15
19 WHEELING	7:15
22 GWINNETT	7:15
23 GWINNETT	5:15
28 @ Wheeling	7:00
29 @ Kalamazoo	7:30
30 KALAMAZOO	5:15

APRIL

2 @ Wheeling	7:00
4 FORT WAYNE	7:15
6 @ Fort Wayne	5:05
11 KALAMAZOO	7:15
12 @ Fort Wayne	7:35
13 CINCINNATI	5:15



LORD STANLEY AND THE GRIFFINS

Twenty-six Griffins players have had their names engraved on the Stanley Cup at some point during their careers, including 15 who earned the honor after playing for Grand Rapids. The names of Griffins alumni were added to the Cup in five of the last six years and in seven of the last nine seasons, with 2012 (Los Angeles) and 2007 (Anaheim) being the only exceptions during that span. In addition, assistant coach Jim Paek won a pair of Cups with the Pittsburgh Penguins in 1991 and 1992.

Player	Position	Stanley Cups	Griffins Season(s)
*Kevyn Adams	C	1 (2006 Carolina)	1996-97
*Dmitry Afanasev	LW	1 (2004 Tampa Bay)	2001-02
*Sheldon Brookbank	D	1 (2013 Chicago)	2001-03
Chris Chelios	D	3 (1986 Montreal, 2002 and 2008 Detroit)	2008-09
Danton Cole	RW/C	1 (1995 New Jersey)	1996-00
Aaron Downey	RW	1 (2008 Detroit)	2008-09
*Mark Eaton	D	1 (2009 Pittsburgh)	2004-05
*Valtteri Filppula	C	1 (2008 Detroit)	2005-07
*Darren Helm	C	1 (2008 Detroit)	2007-09
*Jiri Hudler	F	1 (2008 Detroit)	2003-06
*Chris Kelly	C	1 (2011 Boston)	2001-02
Mike Knuble	RW	1 (1998 Detroit)	2012-13
*Tomas Kopecky	LW	2 (2008 Detroit, 2010 Chicago)	2002-06
*Niklas Kronwall	D	1 (2008 Detroit)	2003-06
*Brett Lebda	D	1 (2008 Detroit)	2003-06
Manny Legace	G	1 (2002 Detroit)	2005-06
Andreas Lilja	D	1 (2008 Detroit)	2009-10
Brad May	LW	1 (2007 Anaheim)	2009-10
*Darren McCarty	RW	4 (1997-98, 2002 and 2008 Detroit)	2007-09
Marty McSorley	D	2 (1987-88 Edmonton)	2000-01
*Derek Meech	D	1 (2008 Detroit)	2004-08
*Chris Osgood	G	3 (1997-98 and 2008 Detroit)	2005-06
Pokey Reddick	G	1 (1990 Edmonton)	1996-98
*Darren Rumble	D	1 (2004 Tampa Bay)	1998-00
Blake Sloan	RW	1 (1999 Dallas)	2003-05
Jason Williams	C	1 (2002 Detroit)	2002-03

* Won a Stanley Cup after playing for the Griffins.





GRIFFINS HOCKEY MYTHOLOGY

January 23, 1995

West Michigan Hockey, Inc. principals Daniel G. DeVos and David L. Van Andel announce plans to bring a professional ice hockey team to the greater Grand Rapids area.

April 25, 1995

West Michigan Hockey, Inc. and the International Hockey League announce plans to bring an IHL expansion team to the greater Grand Rapids area in time for the 1996-97 hockey season. The team will play its home games in the new downtown arena that is under construction.

November 20, 1995

West Michigan Hockey, Inc. announces that the IHL's Grand Rapids entry will be called the Griffins, after a creature from Greek mythology that displayed the head and wings of an eagle and the body of a lion. The team's new logo, designed by Sean Michael Edwards Design, Inc. of New York, of a Griffin aggressively positioned upon the team wordmark, is also revealed, as are the team's colors of gold, silver, navy, red, and green.

January 26, 1996

Griffins name IHL veteran Bob McNamara as director of hockey operations/general manager.

July 24, 1996

Griffins sign first-ever player in defenseman Todd Nelson, from Prince Albert, Saskatchewan.

July 26, 1996

Grand Rapids signs its first American-born player, defenseman Travis Richards, a Minnesota native who played on the 1994 U.S. Olympic Team.

August 19, 1996

Griffins announce that they have sold 7,000 season tickets, most by any team in IHL history.

October 5, 1996

Griffins open their inaugural campaign on the road at Market Square Arena versus the Indianapolis Ice, and emerge with a 1-0 win on 30 saves by Pokey Reddick and a first-period power-play goal by Michel Picard, the first goal in Griffins' history.

October 11, 1996

Griffins host their first-ever game at Van Andel Arena in Grand Rapids against the Orlando Solar Bears before a sold-out crowd of 10,834, but fall by a 3-1 score to the defending Eastern Conference playoff champions. Darin Smith scores the first Griffins goal in the new facility, converting in the second period against Allan Bester.

February 18, 1997

Grand Rapids hosts the 1997 IHL All-Star Game before a sold-out throng at Van Andel Arena. Pokey Reddick, Michel Picard and Jeff Nelson represent the Griffins on the Eastern Conference squad, but it's the Western Conference that claims a 6-4 victory.

June 24, 1997

Dan DeVos is unanimously selected as the IHL Executive of the Year.

June 27, 1997

Bob McNamara is honored by his peers as the inaugural IHL General Manager of the Year.

June 10, 1999

Griffins announce a two-year agreement to serve as the primary affiliate of the NHL's Ottawa Senators.

September 12, 1999

The NHL comes to Van Andel Arena for the first time, as the Griffins host the NHL Showcase Game. The St. Louis Blues shutout the expansion Atlanta Thrashers by a 4-0 count before a near-capacity crowd, and the game raises \$40,000 for charity.

April 15, 2000

Griffins claim their first Eastern Conference regular season championship and earn their 50th win thanks to a 5-2 victory at Cincinnati. Michel Picard ties a franchise mark with two shorthanded goals.

May 11, 2000

Guy Charron is awarded the Commissioner's Trophy as the IHL's 1999-2000 Coach of the Year.

May 23, 2000

Griffins win the Eastern Conference championship and earn their first trip to the Turner Cup finals with a 6-1 win over Cincinnati at Van Andel Arena. Grand Rapids wins the final four games of the series.

June 5, 2000

The Griffins' championship dreams come to an end in a 3-1 loss at Van Andel Arena in Game 6 of the Turner Cup Finals, which is witnessed by the second-largest playoff crowd in Grand Rapids history (10,156). After 99 regular season and playoff games, the Griffins complete their magical season with a 61-29-9 record.

September 15, 2000

As a thank you to their fans, the Griffins host the Detroit Red Wings Red & White Game at Van Andel Arena. The White team throttles the Red squad by a 6-1 margin, as NHL stars such as Steve Yzerman, Sergei Fedorov, Brendan Shanahan and Nicklas Lidstrom play the entire game. \$137,882 is raised for four charities.

2013-14 SEASON



October 18, 2000

In their first-ever caravan event, the Griffins hold an evening practice at The Edge ice rink in Holland. Approximately 500 fans attend.

October 24, 2000

Griffins and Ottawa Senators extend their affiliation agreement for a third season, through 2001-02.

December 16, 2000

Griffins wear special holiday jerseys, the first alternate Griffins-logo sweaters ever donned by the team, in a 4-3 loss to Kansas City.

February 5, 2001

Center Kip Miller is assigned to Grand Rapids by the Pittsburgh Penguins, thereafter joining Kelly and Kevin as the third Miller brother to don a Griffins uniform.

February 10, 2001

Griffins sign former NHL defenseman Marty McSorley. He makes his IHL debut that same night in a 3-1 home win over Utah.

April 6, 2001

Griffins claim the IHL's Huber Trophy as regular season champions with a 2-1 win at Utah.

May 3, 2001

In the second-longest game in IHL history, Orlando's Hugo Boisvert scores at 11:12 of the third overtime to lift the Solar Bears to a 4-3 win in Game 1 of the Eastern Conference Finals at Van Andel Arena. The game ends at 12:39 a.m., five hours and one minute after it began.

June 4, 2001

Griffins and five other IHL teams – Chicago, Houston, Manitoba, Milwaukee and Utah – are accepted into the American Hockey League as expansion franchises for the 2001-02 season.

September 26, 2001

In the 2001 NHL Showcase Game at Van Andel Arena, nine former Griffins take to the ice in NHL uniforms as the Ottawa Senators, led by goalie Mathieu Chouinard, defeat the Florida Panthers, 3-1.

October 5, 2001

Griffins make their AHL debut in a 3-0 loss to the Utah Grizzlies at Van Andel Arena.

October 30, 2001

DP Fox Sports & Entertainment, operator of the Griffins and Rampage, is presented with the 2001 Best in Community Service - Small Business award at the 13th Annual Better Business Bureau of Western Michigan's "Best in Business" awards luncheon.

November 13, 2001

6,841 fans, including more than 2,500

high school and elementary students from 39 schools, watch the Griffins defeat Chicago 3-2 in the first non-holiday weekday matinee (noon) in AHL history.

November 14, 2001

Several hundred fans attend a public Griffins practice held in the evening at Ewingleben Ice Arena on the campus of Ferris State University in Big Rapids.

December 7, 2001

During a dramatic 5-4 come-from-behind win over Chicago, the Griffins wear specially designed patriotic jerseys to honor Pearl Harbor and the victims of September 11. The jerseys gross a record \$23,587 during a post-game auction for Big Brothers Big Sisters.

January 24, 2002

Griffins and Detroit Red Wings hold a joint press conference at The B.O.B. in downtown Grand Rapids to announce a five-year affiliation agreement (2002-03 to 2006-07). Red Wings general manager Ken Holland and assistant GM Jim Nill are present for the announcement, made before an overflow crowd of media and sponsors.

February 9, 2002

Defenseman Julien Vauclair becomes the first active Griffin to participate in the Winter Olympics when he suits up for Switzerland in 3-3 tie with France. Vauclair notches one shorthanded goal during the tournament and helps his country to a 2-1-1 record and an 11th place finish.

April 6, 2002

With a 3-2 victory at Chicago, the Griffins win the AHL's inaugural Bud Poile Trophy as 2001-02 West Division champions.

April 11, 2002

Griffins head coach Bruce Cassidy is named the winner of the Louis A. R. Pieri Memorial Award as the AHL's 2001-02 Coach of the Year.

April 17, 2002

Center Jason Spezza, the Ottawa Senators' first selection (second overall) in the 2001 NHL Entry Draft, makes his pro debut with the Griffins in their 2-1 loss in Game 3 of the Western Conference Quarterfinals at Chicago.

June 4, 2002

A throng of 2,500 fans turns out at Welsh Auditorium to see hockey's holy grail, the Stanley Cup, during a four-hour tour stop hosted by the Griffins and the City of Grand Rapids in conjunction with the National Hockey League.

June 25, 2002

Bruce Cassidy, the winningest coach in Griffins history, is named head coach of the NHL's Washington Capitals. He

2013-14 SEASON



becomes the second-youngest head coach in the NHL and the second straight Griffins bench boss to advance to hockey's highest level.

September 5, 2002

Griffins introduce a subtle color change to their logo, new home, road and third jerseys, plus a dramatic billboard campaign in a media event on the floor of Van Andel Arena.

September 19, 2002

Led by Brett Hull's goal and shootout tally, the Red team downs the White squad 3-2 before a sellout crowd in the 2002 Red & White Game at Van Andel Arena. The event raises \$141,000 for the Griffins Youth Foundation and two other local charities.

October 29, 2002

Former Spartans Danton Cole and Bryan Adams return to East Lansing as the Griffins conduct an open evening practice for fans at Munn Ice Arena at Michigan State University.

December 2, 2002

Grand Rapids' team-record 16-game point streak (11-0-3-2) finally ends with a 5-3 loss at San Antonio, the Griffins' first regulation road loss of the season.

December 8-9, 2002

In a first-of-its-kind event, every Griffins player and coach takes turns skating with fans for one hour each, around the clock, as part of "The Great Skate." Held outdoors at Rosa Parks Circle in downtown Grand Rapids, the event raises \$12,000 for the Griffins Youth Foundation.

March 9, 2003

Thanks to losses by Rochester and Cincinnati, the idle Griffins claim the 2002-03 John Chick Trophy as champions of the Central Division. The title marks their second straight as AHL members and fourth consecutive overall, dating back to the 1999-00 IHL campaign.

April 2, 2003

With a 2-0 win at Utah, the Griffins earn the Western Conference regular season title, set an AHL record with their 26th road win, tie a league standard with their 57th road point, and equal a franchise mark with their ninth shutout overall.

May 2, 2003

Thanks to a 2-0 win at Chicago, Grand Rapids becomes the 11th team in AHL history to sweep the defending Calder Cup champions and advances to a conference final for the third time in four years.

May 19, 2003

Facing elimination and trailing Houston 3-1 in the second period, the Griffins rally for a dramatic 5-4 victory at the Compaq

Center in the third double-overtime game in franchise history.

May 21, 2003

Griffins become just the third team in AHL history to win consecutive overtime games when facing elimination, taking a 2-1 win over the Aeros in Game 6 at Van Andel Arena.

May 22, 2003

In the first Game 7 in Griffins history, Houston defeats Grand Rapids by a 2-1 count to advance to the Calder Cup Finals. The Aeros eventually claim the championship in seven games over Hamilton.

June 6, 2003

DP Fox Sports and Entertainment is named one of West Michigan's 101 Best and Brightest Companies to Work For by the Michigan Business and Professional Association, in recognition of its human resource practices and standards of excellence.

September 18, 2003

Goals by Griffins forwards Hugo Boisvert and Nathan Robinson lead the Red Team to a 2-1 victory in the Detroit Red Wings 2003 Red & White Game. The capacity crowd of 10,834 at Van Andel Arena sees Red goalie Dominik Hasek stop all 15 shots he faces in a period and a half of work.

October 20, 2003

The Red Wings assign veteran NHL goaltender Curtis Joseph to Grand Rapids for conditioning during his rehabilitation from off-season ankle surgery.

October 24, 2003

Playing their first games for Grand Rapids, Jiri Hudler notches two goals and an assist, while Curtis Joseph makes 20 saves to lead the Griffins to a 4-1 win over Utah. The Van Andel Arena crowd of 8,031, bolstered by an estimated 2,800 fans who came primarily to see Cujo make his AHL debut, is the largest non-opening night October crowd for the Griffins since 1998.

December 9, 2003

In a day unprecedented in the Griffins' eight seasons, nine different players are involved in a total of 10 transactions. Decimated by injuries, the Detroit Red Wings recall Jiri Hudler, Curtis Joseph, Niklas Kronwall, Joey MacDonald (from ECHL Toledo, where he had been assigned earlier in the day) and Kevin Miller. Detroit assigns Nathan Robinson to Grand Rapids, while the Griffins sign Bujar Amidovski and Jeff Nelson and recall Paul Ballantyne from Toledo. By day's end, four of Grand Rapids' top five scorers and eight members of the team overall find themselves in Detroit.

2013-14 SEASON



January 7, 2004

In their fourth-annual caravan event, the Griffins hold an evening practice for Lakeshore fans at the The Edge ice rink in Holland.

February 8, 2004

Griffins host the AHL All-Star Skills Competition, the first event of the 2004 Pepsi AHL All-Star Classic. PlanetUSA posts an 18-9 victory over the Canadian All-Stars, but Grand Rapids' Nathan Robinson suffers a pulled groin in the Fastest Skater competition.

February 9, 2004

Despite the presence of Jiri Hudler and captain Travis Richards on their roster, PlanetUSA drops a 9-5 decision in the AHL All-Star Game at Van Andel Arena. The event concludes a star-studded weekend in Grand Rapids, which welcomed several of hockey's all-time greats to town, including Scotty Bowman, Willie O'Ree, Grant Fuhr, Billy Smith, Joe Kocur and Adam Graves.

June 7, 2004

With the Tampa Bay Lightning's 2-1 win over the Calgary Flames in Game 7, Dmitry Afanasev and Darren Rumble become the first former Griffins players to win the Stanley Cup.

October 18, 2004

Griffins host their fifth annual caravan event, a public evening practice at the Georgetown Ice Center in Hudsonville, Mich.

April 12, 2005

Niklas Kronwall is named the winner of the Eddie Shore Award as the AHL's outstanding defenseman, becoming the first European-born player to earn the honor.

April 17, 2005

Griffins finish the season at 41-35-2-2 with a 3-2 defeat at Cincinnati, becoming the first team in the AHL's 69-year history to win more than 40 games and be excluded from the playoffs.

May 15, 2005

After scoring six points and helping Sweden to a fourth-place finish at the 2005 IIHF World Championship in Austria, Niklas Kronwall is named by the media to the tournament's all-star team. Others selected to the impressive sextet include future Hall of Famer Jaromir Jagr, four-time NHL All-Star Joe Thornton, and 2003-04 NHL goal-scoring leader Rick Nash.

October 19, 2005

Chris Osgood makes 22 saves in his Griffins debut, helping Grand Rapids take a 6-3 victory at San Antonio.

December 30, 2005

Assigned to the Griffins by the Red Wings for conditioning earlier in the day, Manny Legace makes 20 saves and earns an assist

in Grand Rapids' 7-2 win over Hamilton.

February 26, 2006

Niklas Kronwall scores a goal at 13:24 of the second period of the gold medal game, helping team Sweden to a 3-2 victory over Finland in Turin, Italy. The defenseman becomes the first Griffins' alumnum to win an Olympic medal.

March 12, 2006

By scoring his 49th and 50th goals in a 7-3 win at Chicago, Donald MacLean becomes the 46th player in AHL history to reach the half-century mark and sets a team record with a seven-game goal streak.

March 23, 2006

Donald MacLean nets his league-high 53rd goal to capture the title of all-time leading single-season goal scorer in Grand Rapids pro hockey history.

March 31, 2006

Grand Rapids claims both the North Division and Western Conference regular season titles with a 5-4 overtime win at Manitoba, giving the team its record 11th straight win, its record-tying 53rd win of the season, and a best-ever mark of 12-1 for the month.

April 8, 2006

Grand Rapids sets a record with its 54th win and ties a club mark with its 113th point, thanks to a 6-0 win at Syracuse. Donald MacLean's five-point night is highlighted by his franchise-record fifth hat trick of the season, as his total of 56 goals ties for eighth in AHL history.

April 14, 2006

Donald MacLean is named the winner of the Les Cunningham Award as the AHL's Most Valuable Player, becoming the first Griffin to receive the honor. That night, the Griffins capture the Macgregor Kilpatrick Trophy as the AHL's regular season champions with a 4-2 win over San Antonio, increasing their franchise-record totals to 115 points and 55 wins, the third-most in league history.

April 21, 2006

Jiri Hudler's laser from the point at 2:21 of triple overtime ends the second-longest game in Griffins history and gives Grand Rapids a 6-5 win over the Toronto Marlies in Game 1 of the North Division Semifinals at Van Andel Arena.

May 16, 2006

Griffins stage the biggest comeback in their playoff history to beat Manitoba 5-4 in Game 7 at Van Andel Arena, propelling Grand Rapids into the Western Conference Finals. Facing a 4-1 deficit, the Griffins score four goals in the final 20:01, including Bryan Helmer's goal with 0.5 seconds left in the second frame, two third-period tallies by Valterri Filppula, and Darryl Bootland's dramatic game-

2013-14 SEASON



winner with 2:06 remaining. Jiri Hudler sets up each of the Griffins' five goals, setting a single-game franchise playoff record for assists and tying the mark for points.

May 24, 2006

The Griffins' record-setting 63-win season comes to an end with a 5-4 loss at Milwaukee, as Grand Rapids falls four games to none in the Western Conference Finals. Trailing 4-1 in the middle period, Darryl Bootland and Valtteri Filppula (two goals) score to tie the game before the second intermission, but the Admirals notch their AHL-record seventh shorthanded goal of the postseason just 21 seconds into the final period to claim the win. Each of the last three games in the series is decided by a single goal.

June 14, 2006

Defenseman Travis Richards, the last player remaining from the Griffins' inaugural 1996-97 squad, officially announces his retirement after 10 seasons with the franchise, during a party held in his honor at GP Sports restaurant in downtown Grand Rapids.

June 19, 2006

Carolina Hurricanes center Kevyn Adams, who appeared in every game for the Griffins during their inaugural 1996-97 season, becomes the third former Griffin in the last two seasons to earn a place for his name on the Stanley Cup.

Nov. 24, 2006

Griffins retire Travis Richards' no. 24 jersey to the rafters before claiming a 6-4 victory over the Chicago Wolves. The first Griffin to receive the honor, Richards is honored during a second intermission ceremony alongside his family, and was presented with a vacation to Disney World.

April 14, 2007

Griffins and Detroit Red Wings announce an agreement in principle to extend their affiliation through the 2011-12 season.

May 1, 2007

Griffins lose their first-ever Game 7 played on the road, ending their season with a 4-1 loss at Manitoba.

February 8, 2008

In his first American Hockey League contest since 1993, Darren McCarty records an assist and earns third-star honors in his Griffins debut, as Grand Rapids scores three power play goals and a shorthanded tally to defeat the Lake Erie Monsters 4-1 in Cleveland.

February 15, 2008

Darren McCarty provides fans with one of the most memorable nights in Griffins history during his home debut by scoring a hat trick and earning the first four-point night of his 16-year career. After scoring 5:53 into the first period, 2:17

into the second and 2:45 into the third to ignite the throng of 10,062 into an ovation lasting nearly five minutes, he caps off his four-point evening with a helper on Grand Rapids' final goal during a 6-3 win over the Lake Erie Monsters.

June 4, 2008

Nine former Griffins - Valtteri Filppula, Darren Helm, Jiri Hudler, Tomas Kopecky, Niklas Kronwall, Brett Lebda, Darren McCarty, Derek Meech and Chris Osgood - hoist the Stanley Cup by virtue of Detroit's six-game triumph over Pittsburgh.

July 23, 2008

Curt Fraser is named the eighth head coach in Griffins history, bringing 18 years' experience as a head coach, assistant coach and player in the National Hockey League to his new role.

Oct. 14, 2008

Aaron Downey and Darren Helm join their former Red Wings teammates for a visit to the White House, where President George W. Bush honors the 2008 Stanley Cup Champions during a ceremony in the East Room.

Dec. 5, 2008

At 46 years of age, Chris Chelios makes his Griffins debut during a conditioning assignment and becomes the oldest player in the 73-year history of the AHL. Over nine thousand fans come out to witness Chelios earn an assist in the Griffins' 3-2 overtime loss to Toronto.

Dec. 20, 2008

Prior to a 2-0 win over the Milwaukee Admirals, the Griffins welcome Grand Rapids resident Bernie Loomans as the 4 millionth fan in team history to pass through the turnstiles. As the lucky fan, Mr. Loomans is presented with a prize pack including a Griffins jersey with the numeral "4" and the nameplate "MILLION" on the back; four lower-bowl tickets to every Griffins home game during the ensuing four million seconds; a gas card to travel four million feet; four million Zimbabwean dollars; four million microliters of Pepsi; four million milligrams of Van Andel Arena popcorn; forty "100 Grand" candy bars; four days of recognition on the griffinshockey.com splash page; and a four-second standing ovation from Griffins fans during the on-ice ceremony.

Jan. 29, 2009

Aaron Downey becomes the 100th former member of the Griffins to skate in the National Hockey League when he takes a shift during the first period of the Detroit/Dallas game at Joe Louis Arena.

2013-14 SEASON



April 26, 2009

The Griffins win a playoff series for the first time ever as the lower seed, knocking off Hamilton 4-2 in the North Division Semifinals.

June 12, 2009

Thanks to Pittsburgh's 2-1 win over the Red Wings in Game 7 at Joe Louis Arena, Penguins defenseman Mark Eaton becomes the 13th former member of the Griffins to have his name engraved on the Stanley Cup.

Oct. 1, 2009

Kyle Quincey plays his first game as a member of the Colorado Avalanche, which becomes the 30th and final NHL club for which a former Griffin has played since the team's inception in 1996.

Oct. 21, 2009

Nineteen-year NHL veteran Michael Nylander is assigned to the Griffins by the Washington Capitals for conditioning.

Feb. 3, 2010

2008 Stanley Cup champion Andreas Lilja makes his Griffins debut while on a conditioning stint from the Red Wings.

Feb. 17-18, 2010

Sergei Kolosov (Belarus) and Ole-Kristian Tollefsen (Norway) make their debuts at the 2010 Vancouver Games, becoming two of only four players in franchise history to participate in the Olympics as active Griffins.

March 4, 2010

Brad May, a veteran of 1,041 games in the NHL, plays his first-ever AHL contest, as a member of the Griffins at Peoria.

Feb. 28, 2010

Valtteri Filppula becomes the second Griffins alumnus to win an Olympic medal, thanks to Finland's 5-3 win over Slovakia in the Bronze Medal Game in Vancouver.

June 9, 2010

For the third straight year and the fifth time in the last six seasons, a former Griffins player secures a spot for his name on the Stanley Cup, as Chicago's Tomas Kopecky becomes the first alumnus to win the Cup twice.

June 23, 2010

Former Griffins and current Red Wings goaltender Jimmy Howard, previously named a runner-up for the NHL's Calder Memorial Trophy as outstanding rookie, is named to the NHL's All-Rookie Team.

June 30, 2010

Bob Kaser, the Griffins' vice president of community relations and broadcasting, wins the AHL's James H. Ellery Memorial Award in the radio category, in recognition of his outstanding coverage of the league.

Aug. 27, 2010

Curt Fraser signs a new two-year contract to remain the Griffins' head coach through the 2011-12 season.

Nov. 24, 2010

The Griffins set a franchise record for penalty minutes with 118 in a 3-1 loss at Toronto that featured 218 combined PIM and 16 fighting majors. The previous mark of 104 had been set 13 seasons earlier, on April 11, 1998 versus Quebec.

Nov. 27, 2010

In the AHL's highest scoring contest since March 29, 1996, the Griffins defeat the host Chicago Wolves by a 10-8 score, marking the highest scoring game in franchise history. Grand Rapids ties a team standard for goals scored in a game and sets a mark for goals in one period, scoring seven in the second frame. Tomas Tatar sets franchise records for most points in a game (7) and highest plus/minus (+7) while tying the mark for assists (5).

Jan. 29, 2011

Curt Fraser overtakes Danton Cole for most games coached in Griffins history when he steps behind the bench for regular season game No. 209, a 3-2 victory at Peoria.

Feb. 27, 2011

Logan Pyett becomes the first defenseman in Griffins history to record a hat trick, accomplishing the feat in a 5-2 win at Hamilton. He records all three goals within a span of 11:06 in the second period, becoming just the fifth player in team history to score three goals in one frame.

June 15, 2011

Boston Bruins center Chris Kelly becomes the 14th former Griffin to have his name engraved on the Stanley Cup, as the Bruins defeat the host Vancouver Canucks 4-0 in Game 7.

June 22, 2011

After serving 15 seasons as the only general manager in Griffins history, Bob McNamara announces that he will not return for the 2011-12 season.

Sept. 27, 2011

The Red Wings hosted their first Red & White intrasquad game in Grand Rapids since 2003, and a crowd of 10,174 filled Van Andel Arena to watch former Griffins Valtteri Filppula and Jiri Hudler shine with a pair of goals each to help Team Red to a 6-4 victory over Team White.

Oct. 18, 2011

Joey MacDonald paces the Griffins to a 3-0 victory over the Hamilton Bulldogs. MacDonald makes 31 saves to become the first goalie in franchise history to reach 100 wins while also breaking a



tie with Jimmy Howard for most games played by a Grand Rapids goalie with his 187th career appearance.

Feb. 18, 2012

The Griffins partner with the Van Andel Institute (VAI) for their first-ever "Purple Game" against the Peoria Rivermen. Nearly everything at Van Andel Arena is in sync with the color associated with cancer survivors, headlined by four-year-old Clayton Kendall, a two-time cancer survivor from Grant, Mich., who drops the ceremonial first puck before the game. Other purple game elements include special purple jerseys, stick tape and skate laces worn by the Griffins; 10,000 purple t-shirts and 2,500 white and purple rally towels given away before the game; purple concession items; purple VAI logos embedded in the arena's ice surface; a "purpled out" Griffins web site, Facebook page and Twitter page; and purple game production elements, including songs, videos and graphics.

March 7, 2012

The Griffins and Red Wings announce a five-year extension of their affiliation agreement, ensuring that the relationship between Michigan's premier hockey teams will continue through at least the 2016-17 season. The new agreement benefits the Griffins in several ways, most notably by transferring all responsibility for player and hockey operations decisions to the Red Wings.

March 17, 2012

Gustav Nyquist tallies two goals and one assist in a 5-3 win over the Hamilton Bulldogs to give him sole possession of the franchise rookie scoring record. Nyquist would be recalled to Detroit for the rest of the season, finishing his record-setting season with 58 points (22-36—58) in just 56 games.

April 6, 2012

The American Hockey League announces that Chris Minard has been named the Griffins' first-ever winner of the Fred T. Hunt Memorial Award as the player who best exemplifies the qualities of sportsmanship, determination and dedication to hockey. Minard missed the Griffins' first 36 games of the season while dealing with the continuing after-effects of a concussion suffered during the 2009-10 season. He returned to capture Reebok/AHL Player of the Month honors for February and record three hat tricks during his shortened season.

June 18, 2012

The longest-tenured head coach in Griffins history becomes the third to earn a promotion to the NHL, as the Dallas Stars hire Curt Fraser as an assistant coach. Fraser ends his four-year run in Grand

Rapids as the franchise's all-time leader in both regular season games coached (316) and wins (146).

June 19, 2012

East Grand Rapids native Luke Glendening becomes the first player from Greater Grand Rapids to sign with the Griffins, inking an AHL contract for the 2012-13 season.

June 25, 2012

The Red Wings announce that Jeff Blashill will become the ninth head coach in Griffins history, moving to Grand Rapids after serving as the assistant coach for Detroit in 2011-12. Born in Detroit and raised in Sault Ste. Marie, Blashill brings a strong connection to the state of Michigan, having made stops at Ferris State and Western Michigan before joining the Red Wings organization.

Nov. 3, 2012

Petr Mrazek wins his AHL debut by making 29 saves in a 4-1 win against the Texas Stars. Mrazek would go on to set a franchise record by winning his first six starts, helping the Griffins claim first place in the Midwest Division by Nov. 10 after winning two of their first eight games.

Dec. 19, 2012

In his Griffins debut, former East Grand Rapids High School and University of Michigan star Luke Glendening becomes the first Greater Grand Rapids native to ever play for the team and scores the game's first goal on his first shot during his first shift, sparking the home team to a 4-2 victory over the Rochester Americans.

Jan. 19, 2013

The Griffins take a wild 11-6 road victory over the Rockford IceHogs in a record-setting game that was overshadowed by a bench-clearing brawl. Mitch Callahan's third goal of the night marked the first time the Griffins ever scored 11 goals in a game, and the 17 combined goals were one off the franchise record. The teams also combined for 230 penalty minutes, the highest total in Griffins history.

Jan. 23, 2013

NHL veteran and East Kentwood High School product Mike Knuble makes his Griffins debut against the Oklahoma City Barons in a 5-4 shootout victory at Van Andel Arena. Knuble, who joined teammate Luke Glendening as the only Greater Grand Rapids natives to play for the franchise, practiced with the Griffins during the NHL lockout and picked up an assist during his first AHL game in almost 16 years. His stint in Grand Rapids was short-lived, however, as the Philadelphia Flyers would sign him to a one-year contract two days later.



April 19, 2013

The Griffins capture their first division title since 2006, wrapping up the Midwest Division crown with a 3-1 victory over the Peoria Rivermen in front of a nearly sold-out Van Andel Arena. Tomas Jurco tallied the winner with just 12.9 seconds remaining before Jan Mursak sealed the victory with an empty-net goal 10 seconds later.

May 4, 2013

Grand Rapids eliminates the Houston Aeros and advances to the Western Conference Semifinals with a 7-0 victory in Game 5 at Van Andel Arena. The seven-goal margin sets Griffins records for largest in a playoff shutout and a home playoff game and matches an AHL playoff record for the largest in a winner-take-all game. Petr Mrazek stops all 24 shots to become the first rookie in franchise history to notch a playoff shutout.

May 10, 2013

For the second straight game, the Griffins earn a 7-0 shutout victory, this time over the Toronto Marlies in Game 1 of the Western Conference Semifinals at Ricoh Coliseum. Petr Mrazek makes 25 saves to become the first Griffin in history to record two playoff shutouts and backstops the team to its first-ever shutout win in Game 1 of a series. It also marks the Griffins' second road playoff win by more than three goals, and shatters a 13-year old record of 10 unanswered playoff goals with a combined 14 unanswered tallies.

May 21, 2013

The Toronto Marlies look to be in good shape early in the third period in their effort to extend their Western Conference

Semifinal series to a seventh game, but the Griffins score three times within a 5:53 span – capped off by Luke Glendening's series-clincher with just 4:03 remaining – to stun the Marlies and advance to the Western Conference Finals. Jan Mursak and Tomas Tatar also score in the final frame to lead Grand Rapids to a 4-3 victory.

June 5, 2013

Tomas Jurco finishes off a wild, back-and-forth contest by scoring the game-winning goal with 6:12 remaining, as the Griffins defeat the Oklahoma City Barons in Game 7 of the Western Conference Finals at Van Andel Arena. Grand Rapids advances to face the Syracuse Crunch in its first Calder Cup Finals and its first championship series appearance since the 2000 IHL Turner Cup Finals.

June 18, 2013

The Griffins win the Calder Cup with a 5-2 victory over the Syracuse Crunch in Game 6 of the Calder Cup Finals, marking the first championship in the 17-year history of the franchise and the 27-year history of professional hockey in Grand Rapids. Tomas Tatar scores twice and is awarded the Jack A. Butterfield Trophy as the most valuable player during the playoffs after totaling 21 points in 24 games. Brennan Evans, who did not score in 76 regular season games, notches the most important goal in franchise history with the Cup-clinching goal at 9:54 of the third period.



2013 CALDER CUP CHAMPIONS – GRAND RAPIDS GRIFFINS

Adam Almquist
Joakim Andersson
Louis-Marc Aubry
Chad Billins
Mitch Callahan
Danny DeKeyser
Brennan Evans
Landon Ferraro
Gleason Fournier

Luke Glendening
Triston Grant
Jeff Hoggan
Tomas Jurco
Brian Lashoff
Jan Mursak
Andrej Nestrasil
Gustav Nyquist
Nathan Paetsch

Francis Pare
Teemu Pulkkinen
Riley Sheahan
Brett Skinner
Tomas Tatar
Tom McCollum (G)
Petr Mrazek (G)
Jordan Pearce (G)

2013-14 SEASON



2012-13 SEASON

Regular Season – 1st of 5 in Midwest Division, 3rd of 15 in Western Conference, 7th of 30 in AHL

Overall: 42-26-4-4, 92 points
 Home: 21-12-3-2, 47 points
 Road: 21-14-1-2, 45 points

Playoffs – Won Calder Cup

Western Conference Quarterfinals – Defeated #6 Houston, 3-2
 Western Conference Semifinals – Defeated #2 Toronto, 4-2
 Western Conference Finals – Defeated #5 Oklahoma City, 4-3
 Calder Cup Finals – Defeated #3 Syracuse, 4-2



Head Coach – Jeff Blashill

Assistant Coaches – Jim Paek, Spiros Anastas

Medical Therapist – John Bernal

Equipment Manager – Brad Thompson

REGULAR SEASON

Player	GP	G	A	PTS	+/-	PIM	PP	SH	GW	FG	OT	UG	SHT	PCT
Nyquist, Gustav	58	23	37	60	10	34	9	0	2	5	1	1	169	13.6%
Tatar, Tomas	61	23	26	49	8	50	7	0	5	3	1	1	205	11.2%
Ferraro, Landon	72	24	23	47	6	44	8	3	2	5	1	3	156	15.4%
Hoggan, Jeff	76	20	25	45	7	31	2	2	2	4	0	3	171	11.7%
Pare, Francis	68	22	22	44	0	37	6	0	1	3	0	0	154	14.3%
Billins, Chad	76	10	27	37	4	40	7	0	2	4	0	3	110	9.1%
Sheahan, Riley	72	16	20	36	5	33	6	2	4	3	0	2	115	13.9%
Almquist, Adam	68	10	21	31	13	34	4	0	3	3	1	0	93	10.8%
Paetsch, Nathan	70	4	27	31	13	32	1	1	1	1	0	0	123	3.3%
Jurco, Tomas	74	14	14	28	6	22	2	0	3	4	0	1	119	11.8%
Andersson, Joakim	36	10	17	27	1	55	3	0	5	2	0	0	84	11.9%
Glendening, Luke	51	8	18	26	12	50	0	1	1	2	0	0	77	10.4%
Callahan, Mitch	71	11	9	20	-3	93	1	0	0	2	0	0	136	8.1%
Smith, Brendan	32	5	15	20	9	49	3	0	2	0	0	0	88	5.7%
Skinner, Brett	33	4	13	17	9	12	0	1	0	0	0	1	41	9.8%
Mursak, Jan	23	4	12	16	15	12	0	0	0	1	0	1	48	8.3%
Aubry, Louis-Marc	64	4	8	12	-2	60	0	0	1	0	0	1	80	5.0%
Grant, Triston	75	4	6	10	1	196	0	1	1	1	0	0	57	7.0%
Parkes, Trevor	36	3	6	9	5	35	0	1	0	0	0	0	43	7.0%
Raedke, Brent	38	3	6	9	1	43	0	0	0	2	0	0	29	10.3%
Evans, Brennan	76	0	7	7	9	148	0	0	0	0	0	0	89	0.0%
Nestrail, Andrej	25	3	3	6	1	2	0	0	1	1	0	1	28	10.7%
Lashoff, Brian	37	2	4	6	6	23	0	0	1	0	1	0	40	5.0%
Fournier, Gleason	30	1	5	6	-1	23	1	0	0	0	0	0	24	4.2%
Nicastro, Max	25	1	2	3	0	10	0	0	0	0	0	0	18	5.6%
Jarnkrok, Calle	9	0	3	3	3	0	0	0	0	0	0	0	10	0.0%
Mrazek, Petr	42	0	2	2	0	17	0	0	0	0	0	0	0	0.0%
Knuble, Mike	1	0	1	1	0	0	0	0	0	0	0	0	2	0.0%
Lamp, Cody	1	0	1	1	1	0	0	0	0	0	0	0	1	0.0%
Pulkkinen, Teemu	2	0	1	1	-1	2	0	0	0	0	0	0	3	0.0%
Pearce, Jordan	4	0	1	1	0	0	0	0	0	0	0	0	0	0.0%
Coetzee, Willie	1	0	0	0	-1	0	0	0	0	0	0	0	0	0.0%
Gustavsson, Jonas	1	0	0	0	0	0	0	0	0	0	0	0	0	0.0%
Spady, Erik	1	0	0	0	0	0	0	0	0	0	0	0	0	0.0%
Colaiacono, Carlo	2	0	0	0	0	0	0	0	0	0	0	0	4	0.0%
Mitera, Mark	2	0	0	0	-1	0	0	0	0	0	0	0	2	0.0%
Sproul, Ryan	2	0	0	0	-1	2	0	0	0	0	0	0	7	0.0%
McCollum, Tom	31	0	0	0	0	6	0	0	0	0	0	0	0	0.0%
Bench	76	5		5		24								
Griffins Totals	76	234	382	611		1219	60	11	37	46	5	18	2331	10.0%
Opponent Totals	76	205				1338	60	6	30	30	4		2117	9.7%

REGULAR SEASON

Goalie	GP	MIN	GAA	W	L	SOL	EN	SO	GA	SAVES	SPCT
Gustavsson, Jonas	1	60:00	1.00	1	0	0	0	0	1	26	0.963
Mrazek, Petr	42	2497:31	2.33	23	16	2	4	1	97	1053	0.916
McCollum, Tom	31	1846:07	2.63	18	11	2	5	2	81	761	0.904
Pearce, Jordan	4	180:31	4.32	0	3	0	0	0	13	72	0.847
Griffins Totals	76	4622:35	2.61	42	30	4	9	3	205	1912	0.903
Opponent Totals	76	4622:35	2.97	34	37	5	13	5	234	2097	0.900



2012-13 SEASON

REGULAR SEASON

Scoring by Period

1st PER		2nd PER		3rd PER		OVERTIME		SHOOTOUT		TOTALS	
GF	GA	GF	GA	GF	GA	GF	GA	GF	GA	GF	GA
70	60	84	66	70	71	5	4	5	4	234	205

Shots by Period

1st PER		2nd PER		3rd PER		OVERTIME		SHOOTOUT		TOTALS	
SF	SA	SF	SA	SF	SA	SF	SA	SF	SA	SF	SA
740	697	801	722	749	659	36	35	5	4	2331	2117

Power Play: 60-325 (18.5%) T8th of 30 in AHL
 Penalty Kill: 244-304 (80.3%) T28th of 30 in AHL

PLAYOFFS

Player	GP	G	A	PTS	+/-	PIM	PP	SH	GW	FG	OT	UG	SHT	PCT
Tatar, Tomas	24	16	5	21	-1	23	7	0	0	3	0	0	78	20.5%
Mursak, Jan	23	11	6	17	12	26	1	0	2	1	0	0	57	19.3%
Glendening, Luke	24	6	10	16	8	30	0	1	1	1	0	1	48	12.5%
Ferraro, Landon	24	5	11	16	0	11	0	1	2	0	0	1	46	10.9%
Sheahan, Riley	24	3	13	16	7	10	0	0	1	0	0	0	46	6.5%
Jurco, Tomas	24	8	6	14	1	21	4	0	3	2	0	2	69	11.6%
Billins, Chad	24	2	12	14	5	12	0	0	0	0	0	0	40	5.0%
Hoggan, Jeff	24	5	7	12	2	14	1	0	0	0	0	1	53	9.4%
Pare, Francis	24	3	9	12	-2	12	2	0	2	1	0	0	37	8.1%
Callahan, Mitch	24	6	5	11	1	33	0	1	1	2	0	0	33	18.2%
Paetsch, Nathan	24	0	11	11	5	21	0	0	0	0	0	0	40	0.0%
Almquist, Adam	21	3	7	10	5	12	1	0	1	1	0	0	29	10.3%
Andersson, Joakim	10	3	5	8	-2	0	1	0	1	2	0	0	25	12.0%
Evans, Brennan	24	2	6	8	10	36	0	0	1	1	0	0	31	6.5%
Nyquist, Gustav	10	2	5	7	-4	19	2	0	0	0	0	0	27	7.4%
Skinner, Brett	21	0	6	6	4	6	0	0	0	0	0	0	28	0.0%
Pulkkinen, Teemu	14	3	2	5	2	10	1	0	0	0	0	0	26	11.5%
Grant, Triston	24	2	2	4	3	26	0	0	0	0	0	0	15	13.3%
DeKeyser, Danny	6	0	1	1	0	8	0	0	0	0	0	0	4	0.0%
Fournier, Gleason	6	0	1	1	2	2	0	0	0	0	0	0	3	0.0%
Aubry, Louis-Marc	14	0	1	1	3	0	0	0	0	0	0	0	16	0.0%
Lashoff, Brian	18	0	1	1	-4	10	0	0	0	0	0	0	10	0.0%
Nestrasil, Andrej	1	0	0	0	-2	0	0	0	0	0	0	0	4	0.0%
Mrazek, Petr	24	0	0	0	0	2	0	0	0	0	0	0	0	0.0%
Bench	24	0	0	0	6	6	0	0	0	0	0	0	0	0.0%
Griffins Totals	24	80	132	212		350	20	3	15	14	0	5	765	10.5%
Opponent Totals	24	61				382	14	1	9	10	0		664	9.2%

PLAYOFFS

Goalie	GP	MIN	GAA	W	L	EN	SO	GA	SAVES	SPCT
Mrazek, Petr	24	1431:18	2.31	15	9	6	4	55	603	0.916
Griffins Totals	24	1440:00	2.54	15	9	6	4	61	603	0.908
Opponent Totals	24	1440:00	3.33	9	15	7	1	80	685	0.895

PLAYOFFS

Scoring by Period

1st PER		2nd PER		3rd PER		OVERTIME		TOTALS	
GF	GA	GF	GA	GF	GA	GF	GA	GF	GA
19	20	32	20	29	21	0	0	80	61

Shots by Period

1st PER		2nd PER		3rd PER		OVERTIME		TOTALS	
SF	SA	SF	SA	SF	SA	SF	SA	SF	SA
250	222	292	210	223	232	0	0	765	664

Power Play: 20-101 (19.8%) 6th of 16 in AHL
 Penalty Kill: 94-108 (87.0%) 4th of 16 in AHL



2012-13 RESULTS

GAME	DATE	OPP/HOME ATT.	SCORE	RECORD	GAME	DATE	OPP/HOME ATT.	SCORE	RECORD
1	10/12	MIL (10,834)	2-3 L	0-1-0-0	39	1/19	@ Rfd	11-6 W	23-12-2-2
2	10/13	HAM (3,880)	3-4 SOL	0-1-0-1	40	1/23	OKC (5,531)	5-4 SOW	24-12-2-2
3	10/19	@ Rch	3-4 L	0-2-0-1	41	1/25	HOU (10,834)	0-1 L	24-12-2-2
4	10/21	@ Tor	4-3 SOW	1-2-0-1	42	1/26	HOU (10,834)	2-5 L	24-14-2-2
5	10/26	CHA (6,449)	4-6 L	1-3-0-1	43	2/1	@ Ham	5-1 W	25-14-2-2
6	10/27	RFD (4,118)	5-6 OTL	1-3-1-1	44	2/2	ABB (8,899)	1-0 W	26-14-2-2
7	10/28	@ Chi	3-2 OTW	2-3-1-1	45	2/6	HOU (5,936)	2-0 W	27-14-2-2
8	11/2	@ Sa	2-3 L	2-4-1-1	46	2/8	@ Okc	3-4 L	27-15-2-2
9	11/3	@ Tex	4-1 W	3-4-1-1	47	2/9	@ Okc	5-7 L	27-16-2-2
10	11/4	@ Hou	2-1 SOW	4-4-1-1	48	2/15	LE (10,834)	5-3 W	28-16-2-2
11	11/7	MIL (6,112)	4-2 W	5-4-1-1	49	2/17	CHA (5,895)	2-1 W	29-16-2-2
12	11/9	RFD (8,354)	5-3 W	6-4-1-1	50	2/22	@ Rfd	3-4 L	29-17-2-2
13	11/10	@ Peo	5-3 W	7-4-1-1	51	2/23	SA (7,095)	3-6 L	29-18-2-2
14	11/16	@ Le	6-5 OTW	8-4-1-1	52	2/24	SA (5,699)	7-3 W	30-18-2-2
15	11/23	CHI (8,368)	4-3 W	9-4-1-1	53	3/1	@ Mil	5-1 W	31-18-2-2
16	11/24	@ Peo	4-1 W	10-4-1-1	54	3/2	@ Peo	1-4 L	31-19-2-2
17	11/25	MIL (3,662)	2-3 L	10-5-1-1	55	3/3	@ Mil	5-1 W	32-19-2-2
18	11/30	TEX (8,619)	1-3 L	10-6-1-1	56	3/8	HAM (10,834)	2-1 W	33-19-2-2
19	12/1	TEX (9,252)	3-2 W	11-6-1-1	57	3/9	LE (10,834)	2-1 W	34-19-2-2
20	12/5	PEO (3,864)	1-2 L	11-7-1-1	58	3/10	@ Ham	4-1 W	35-19-2-2
21	12/7	@ Chi	3-0 W	12-7-1-1	59	3/13	CHI (8,018)	3-2 OTW	36-19-2-2
22	12/9	RFD (5,644)	4-2 W	13-7-1-1	60	3/16	@ Mil	1-3 L	36-20-2-2
23	12/14	PEO (7,071)	0-3 L	13-8-1-1	61	3/17	@ Peo	2-3 OTL	36-20-3-2
24	12/16	@ Tor	0-5 L	13-9-1-1	62	3/19	@ Peo	1-4 L	36-21-3-2
25	12/19	RCH (4,658)	4-2 W	14-9-1-1	63	3/22	LE (9,713)	3-4 SOL	36-21-3-3
26	12/21	ABB (5,459)	5-1 W	15-9-1-1	64	3/23	@ Le	5-4 OTW	37-21-3-3
27	12/22	CHI (7,596)	2-1 OTW	16-9-1-1	65	3/28	@ Sa	1-4 L	37-22-3-3
28	12/28	TOR (8,333)	3-2 SOW	17-9-1-1	66	3/29	@ Hou	3-2 W	38-22-3-3
29	12/29	TOR (4,658)	1-3 L	17-10-1-1	67	3/30	@ Tex	1-3 L	38-23-3-3
30	12/31	RFD (10,004)	3-1 W	18-10-1-1	68	4/2	@ Hou	5-1 W	39-23-3-3
31	1/4	OKC (7,452)	5-2 W	19-10-1-1	69	4/5	@ Abb	4-1 W	40-23-3-3
32	1/5	@ Chi	4-3 SOW	20-10-1-1	70	4/6	@ Abb	2-3 SOL	40-23-3-4
33	1/6	@ Mil	2-3 SOL	20-10-1-2	71	4/10	CHI (8,348)	2-3 L	40-24-3-4
34	1/9	@ Rfd	6-3 W	21-10-1-2	72	4/12	MIL (9,585)	1-4 L	40-25-3-4
35	1/11	@ Rfd	2-5 L	21-11-1-2	73	4/13	PEO (10,155)	3-4 OTL	40-25-4-4
36	1/12	PEO (7,632)	2-3 OTL	21-11-2-2	74	4/19	PEO (10,829)	3-1 W	41-25-4-4
37	1/16	@ Cha	0-1 L	21-12-2-2	75	4/20	@ Le	0-1 L	41-26-4-4
38	1/17	@ Cha	5-3 W	22-12-2-2	76	4/21	@ Chi	3-1 W	42-26-4-4

OPENING NIGHT LINEUP

1	Pearce	G	18	Andersson	F
4	Paetsch	D	21	Parkes	F
5	Almquist	D	22	Aubry	F
7	B. Smith	D	23	Grant	F
9	Pare	F	27	Tatar	F
10	Hoggan	F	28	Jurco	F
12	Raedeke	F	29	Ferraro	F
13	Nyquist	F	30	McCollum	G
14	Billins	D	32	Lashoff	D
15	Callahan	F	44	Evans	D

SEASON FINALE LINEUP

3	Skinner	D	27	Tatar	F
4	Paetsch	D	28	Jurco	F
9	Pare	F	29	Ferraro	F
10	Hoggan	F	30	McCollum	G
13	Nyquist	F	32	Lashoff	D
14	Billins	D	33	Glendenning	F
15	Callahan	F	34	Mrazek	G
18	Andersson	F	39	Mursak	F
19	Sheahan	F	44	Evans	D
23	Grant	F	55	DeKeyser	D



2012-13 PLAYOFF RESULTS

Western Conference Quarterfinals - #3 Grand Rapids defeated #6 Houston, 3-2

P1	4/26	@ Hou	0-3 L	0-1
P2	4/28	@ Hou	3-2 W	1-1
P3	5/1	HOU (4,683)	4-2 W	2-1
P4	5/3	HOU (4,190)	1-4 L	2-2
P5	5/4	HOU (2,290)	7-0 W	3-2

Western Conference Semifinals - #3 Grand Rapids defeated #2 Toronto, 4-2

P6	5/10	@ Tor	7-0 W	1-0
P7	5/11	@ Tor	2-4 L	1-1
P8	5/15	TOR (2,738)	5-4 W	2-1
P9	5/17	TOR (3,774)	4-1 W	3-1
P10	5/18	TOR (3,428)	1-4 L	3-2
P11	5/21	@ Tor	4-3 W	4-2

Western Conference Finals - #3 Grand Rapids defeated #5 Oklahoma City, 4-3

P12	5/24	OKC (5,016)	2-1 W	1-0
P13	5/25	OKC (5,435)	2-4 L	1-1
P14	5/29	@ Okc	1-4 L	1-2
P15	6/1	@ Okc	4-0 W	2-2
P16	6/2	@ Okc	3-0 W	3-2
P17	6/4	OKC (4,926)	3-4 L	3-3
P18	6/5	OKC (4,110)	5-4 W	4-3

Calder Cup Finals - #3 Grand Rapids defeated #3 Syracuse, 4-2

P19	6/8	@ Syr	3-1 W	1-0
P20	6/9	@ Syr	6-4 W	2-0
P21	6/12	SYR (10,102)	4-2 W	3-0
P22	6/14	SYR (10,834)	2-3 L	3-1
P23	6/15	SYR (10,834)	2-5 L	3-2
P24	6/18	@ Syr	5-2 W	4-2





2011-12 SEASON

Regular Season – 4th of 5 in North Division, 13th of 15 in Western Conference, 24th of 30 in AHL

Overall: 33-32-7-4, 77 points

Home: 18-15-3-2, 41 points

Road: 15-17-4-2, 36 points

Playoffs – Did Not Qualify

Head Coach – Curt Fraser

Assistant Coach – Jim Paek

Medical Therapist – John Bernal

Equipment Manager – Brad Thompson



REGULAR SEASON

Player	GP	G	A	PTS	+/-	PIM	PP	SH	GW	FG	OT	UG	SHT	PCT
Tatar, Tomas	76	24	34	58	4	45	3	0	2	5	0	1	224	10.7%
Nyquist, Gustav	56	22	36	58	7	18	7	0	1	4	0	2	152	14.5%
Johnson, Jamie	76	21	37	58	5	34	7	1	2	5	0	0	126	16.7%
Conner, Chris	57	16	37	53	4	22	3	2	1	4	0	2	132	12.1%
Pare, Francis	75	16	36	52	-5	18	4	0	1	2	0	0	184	8.7%
Andersson, Joakim	73	21	30	51	5	34	6	1	2	2	1	0	145	14.5%
Brunnstrom, Fabian	45	12	23	35	6	41	3	0	3	4	0	1	147	8.2%
Smith, Brendan	57	10	24	34	2	90	3	2	4	3	0	0	113	8.8%
Janik, Doug	67	10	23	33	19	74	2	1	3	1	1	1	121	8.3%
Minard, Chris	39	21	11	32	11	25	2	0	1	3	0	0	148	14.2%
Pyett, Logan	73	2	25	27	-1	54	1	0	0	0	0	0	163	1.2%
Coetzee, Willie	61	11	11	22	-6	25	1	0	0	3	0	1	137	8.0%
Raedeker, Brent	64	11	10	21	1	33	0	1	1	2	0	0	108	10.2%
Exelby, Garnet	75	7	14	21	8	177	0	0	1	0	0	0	105	6.7%
Ferraro, Landon	56	9	11	20	-6	47	0	0	4	0	1	0	87	10.3%
Lashoff, Brian	76	8	11	19	-9	41	3	0	1	1	1	2	107	7.5%
Aubry, Louis-Marc	62	5	11	16	-6	39	1	0	0	0	0	0	91	5.5%
Callahan, Mitch	48	6	3	9	-3	103	0	0	2	0	0	0	58	10.3%
Parke, Trevor	44	2	6	8	0	23	0	0	0	0	0	0	66	3.0%
Ehrhardt, Travis	41	1	6	7	6	25	0	0	0	0	0	0	48	2.1%
Nestrail, Andrej	25	3	1	4	-4	6	1	0	0	0	0	0	24	12.5%
Fournier, Gleason	13	1	3	4	0	14	1	0	0	0	0	0	4	25.0%
Piche, Sebastien	22	0	3	3	-7	18	0	0	0	0	0	0	19	0.0%
Amadio, Greg	29	0	3	3	-7	108	0	0	0	0	0	0	14	0.0%
Sheahan, Riley	7	1	1	2	-2	0	1	0	0	0	0	0	6	16.7%
Estoclet, Adam	12	1	1	2	0	4	0	0	0	0	0	0	15	6.7%
Rufenach, Bryan	13	0	2	2	-2	11	0	0	0	0	0	0	15	0.0%
Quine, Alan	3	0	1	1	1	0	0	0	0	0	0	0	0	0.0%
Oslund, Nick	5	0	1	1	0	2	0	0	0	0	0	0	10	0.0%
Mursak, Jan	6	0	1	1	-3	2	0	0	0	0	0	0	12	0.0%
Thomas, Mike	9	0	1	1	-2	15	0	0	0	0	0	0	4	0.0%
McCollum, Tom	28	0	1	1	0	0	0	0	0	0	0	0	0	0.0%
Almquist, Adam	3	0	0	0	-1	0	0	0	0	0	0	0	1	0.0%
Conklin, Ty	12	0	0	0	0	0	0	0	0	0	0	0	0	0.0%
Pearce, Jordan	19	0	0	0	0	0	0	0	0	0	0	0	0	0.0%
MacDonald, Joey	26	0	0	0	0	19	0	0	0	0	0	0	0	0.0%
Bench	76	4	4	4	16									
Griffins Totals	76	245	418	659		1183	49	8	29	39	4	10	2590	9.5%
Opponent Totals	76	249				1175	58	6	39	37	7		2334	10.7%

REGULAR SEASON

Goalie	GP	MIN	GAA	W	L	SOL	EN	SO	GA	SAVES	SPCT
Conklin, Ty	12	724:31	2.40	8	4	0	1	0	29	314	0.915
MacDonald, Joey	26	1412:04	2.63	11	11	3	2	3	62	654	0.913
McCollum, Tom	28	1580:12	3.49	11	16	0	4	0	92	753	0.891
Pearce, Jordan	19	879:35	3.68	3	8	1	1	1	54	364	0.871
Griffins Totals	76	4623:05	3.23	33	39	4	8	4	249	2085	0.893
Opponent Totals	76	4623:05	3.18	43	29	4	6	3	245	2345	0.905

2013-14 SEASON



2011-12 SEASON

REGULAR SEASON

Scoring by Period

1st PER		2nd PER		3rd PER		OVERTIME		SHOOTOUT		TOTALS	
GF	GA	GF	GA	GF	GA	GF	GA	GF	GA	GF	GA
76	73	81	95	80	70	4	7	4	4	245	249

Shots by Period

1st PER		2nd PER		3rd PER		OVERTIME		SHOOTOUT		TOTALS	
SF	SA	SF	SA	SF	SA	SF	SA	SF	SA	SF	SA
866	749	845	847	840	701	35	33	4	4	2590	2334

Power Play: 49-316 (15.5%) T21st of 30 in AHL

Penalty Kill: 260-318 (81.8%) T19th of 30 in AHL

2011-12 RESULTS

GAME	DATE	OPP/HOME	ATT.	SCORE	RECORD
1	10/8	@ Rfd		2-3 L	0-1-0-0
2	10/14	TOR (10,834)		3-2 W	1-1-0-0
3	10/16	@ Rch		2-7 L	1-2-0-0
4	10/18	@ Ham		3-0 W	2-2-0-0
5	10/21	@ Okc		1-4 L	2-3-0-0
6	10/22	@ Okc		3-2 SOW	3-3-0-0
7	10/23	@ Hou		1-3 L	3-4-0-0
8	10/28	ABB (5,486)		1-5 L	3-5-0-0
9	10/29	@ Mil		5-3 W	4-5-0-0
10	11/2	LE (2,639)		3-0 W	5-5-0-0
11	11/5	CHA (6,539)		1-2 L	5-6-0-0
12	11/9	RFD (5,888)		3-5 L	5-7-0-0
13	11/11	@ Ham		8-0 W	6-7-0-0
14	11/12	@ Rch		1-2 L	6-8-0-0
15	11/18	SA (7,623)		4-5 OTL	6-8-1-0
16	11/19	MIL (4,330)		1-3 L	6-9-1-0
17	11/23	HAM (3,825)		5-2 W	7-9-1-0
18	11/25	OKC (7,125)		4-5 L	7-10-1-0
19	11/27	OKC (5,605)		4-5 L	7-11-1-0
20	11/29	@ Tor		4-3 OTW	8-11-1-0
21	12/2	TOR (7,412)		6-3 W	9-11-1-0
22	12/3	CHI (7,783)		5-4 OTW	10-11-1-0
23	12/9	@ Mil		3-4 SOL	10-11-1-1
24	12/10	@ Rfd		2-3 SOL	10-11-1-2
25	12/11	@ Chi		1-3 L	10-12-1-2
26	12/14	RFD (5,586)		5-4 SOW	11-12-1-2
27	12/16	@ Le		3-2 W	12-12-1-2
28	12/17	@ Le		0-3 L	12-13-1-2
29	12/21	ABB (10,549)		3-4 OTL	12-13-2-2
30	12/28	@ Le		5-6 OTL	12-13-3-2
31	12/30	PEO (8,165)		3-4 OTL	12-13-4-2
32	12/31	MIL (10,091)		3-2 W	13-13-4-2
33	1/6	@ Abb		4-3 W	14-13-4-2
34	1/7	@ Abb		2-1 OTW	15-13-4-2
35	1/11	HOU (3,754)		2-3 SOL	15-13-4-3
36	1/13	TEX (8,791)		4-6 L	15-14-4-3
37	1/15	@ Cha		2-4 L	15-15-4-3
38	1/17	@ Cha		5-6 L	15-16-4-3

GAME	DATE	OPP/HOME	ATT.	SCORE	RECORD
39	1/20	LE (8,462)		5-0 W	16-16-4-3
40	1/21	RCH (9,686)		3-4 SOL	16-16-4-4
41	1/25	RCH (3,950)		4-1 W	17-16-4-4
42	1/27	@ Peo		2-4 L	17-17-4-4
43	1/28	@ Peo		5-3 W	18-17-4-4
44	2/3	HAM (8,251)		2-5 L	18-18-4-4
45	2/4	HAM (7,789)		5-2 W	19-18-4-4
46	2/10	HOU (6,454)		1-5 L	19-19-4-4
47	2/11	HOU (5,937)		4-5 L	19-20-4-4
48	2/12	SA (6,216)		7-4 W	20-20-4-4
49	2/15	@ Chi		3-4 OTL	20-20-5-4
50	2/18	PEO (9,235)		1-3 L	20-21-5-4
51	2/22	HAM (5,836)		4-2 W	21-21-5-4
52	2/24	LE (8,909)		6-1 W	22-21-5-4
53	2/25	@ Tor		2-1 W	23-21-5-4
54	3/2	RCH (9,275)		4-3 W	24-21-5-4
55	3/3	OKC (8,649)		4-3 SOW	25-21-5-4
56	3/4	@ Ham		0-1 L	25-22-5-4
57	3/7	@ Tex		4-5 OTL	25-22-6-4
58	3/10	@ Hou		1-5 L	25-23-6-4
59	3/11	@ Hou		5-2 W	26-23-6-4
60	3/13	@ Tex		5-2 W	27-23-6-4
61	3/16	TOR (7,198)		0-2 L	27-24-6-4
62	3/17	HAM (6,452)		5-3 W	28-24-6-4
63	3/20	@ Sa		5-4 SOW	29-24-6-4
64	3/22	@ Sa		2-4 L	29-25-6-4
65	3/24	@ Okc		2-5 L	29-26-6-4
66	3/25	@ Okc		4-1 W	30-26-6-4
67	3/30	CHA (6,489)		3-5 L	30-27-6-4
68	3/31	OKC (7,884)		6-2 W	31-27-6-4
69	4/1	@ Tor		2-4 L	31-28-6-4
70	4/4	TEX (8,457)		4-2 W	32-28-6-4
71	4/6	TOR (8,261)		2-4 L	32-29-6-4
72	4/7	@ Tor		2-3 OTL	32-29-7-4
73	4/10	@ Rch		5-4 OTW	33-29-7-4
74	4/13	CHI (10,217)		5-7 L	33-30-7-4
75	4/14	@ Ham		2-5 L	33-31-7-4
76	4/15	@ Ham		2-3 L	33-32-7-4

OPENING NIGHT LINEUP

1	Pearce	G	18	Andersson	F
2	Exelby	D	19	Amadio	D
3	Pyett	D	21	Parkes	F
4	Ehrhardt	D	22	Aubry	F
8	Coetzee	F	25	Conner	F
9	Pare	F	27	Tatar	F
10	J. Johnson	F	29	Ferraro	F
12	Raedeke	F	31	MacDonald	G
13	Nyquist	F	32	Lashoff	D
15	Callahan	F	33	Janik	D

SEASON FINALE LINEUP

1	Pearce	G	12	Raedeke	F
2	Exelby	D	14	Minard	F
3	Pyett	D	17	Brunnstrom	F
4	Ehrhardt	D	18	Andersson	F
6	Almquist	D	19	Thomas	F
7	B. Smith	D	22	Aubry	F
8	Coetzee	F	27	Tatar	F
9	Pare	F	30	McCullum	G
10	J. Johnson	F	32	Lashoff	D
11	Nestrasil	F	33	Janik	D



2010-11 SEASON

Regular Season – 6th of 7 in North Division, 14th of 15 in Western Conference, 23rd of 30 in AHL

Overall: 36-34-2-8, 82 points
 Home: 18-16-1-5, 42 points
 Road: 18-18-1-3, 40 points

Playoffs – Did Not Qualify

General Manager – Bob McNamara
 Head Coach – Curt Fraser
 Assistant Coach – Jim Paek
 Medical Therapist – Brad Shaw
 Equipment Manager – Brad Thompson



REGULAR SEASON

Player	GP	G	A	PTS	+/-	PIM	PP	SH	GW	FG	OT	UG	SHT	PC
Filippula, Ilari	76	20	44	64	0	24	8	1	1	1	0	3	133	15.0%
Tatar, Tomas	70	24	33	57	14	45	6	0	5	3	0	0	163	14.7%
Tardif, Jamie	77	27	27	54	-9	81	10	3	3	5	0	1	230	11.7%
Pare, Francis	80	24	30	54	-18	49	3	0	4	7	0	1	225	10.7%
Emmertson, Cory	65	12	26	38	-1	26	4	0	2	3	0	0	127	9.4%
Johnson, Jamie	78	12	26	38	-18	32	2	0	0	3	0	0	122	9.8%
Meech, Derek	74	10	27	37	17	81	4	1	0	3	0	1	168	6.0%
Minard, Chris	79	18	17	35	-5	45	6	0	4	1	0	0	211	8.5%
Mursak, Jan	54	13	22	35	17	35	3	2	2	1	0	3	129	10.1%
Smith, Brendan	63	12	20	32	7	124	5	1	4	2	0	0	114	10.5%
Pyett, Logan	74	9	13	22	-8	38	3	1	0	1	0	0	144	6.3%
Andersson, Joakim	79	7	15	22	0	30	1	0	1	2	0	1	107	6.5%
Janik, Doug	60	5	17	22	11	77	2	0	0	0	0	0	110	4.5%
Owens, Jordan	60	6	14	20	-12	101	1	1	1	1	1	1	95	6.3%
Ehrhardt, Travis	52	4	11	15	0	36	1	1	0	2	0	1	56	7.1%
Raedeke, Brent	67	8	5	13	-3	17	0	1	1	2	0	2	74	10.8%
Keefe, Adam	40	3	3	6	-6	97	0	1	0	2	0	0	32	9.4%
Amadio, Greg	74	2	4	6	-15	230	0	0	0	1	0	0	41	4.9%
Straub, Brandon	53	3	2	5	-2	147	0	0	1	1	0	0	20	15.0%
Kindl, Jakob	8	1	4	5	-5	6	1	0	1	0	0	0	18	5.6%
Coetzee, Willie	25	0	5	5	-7	8	0	0	0	0	0	0	42	0.0%
Nyquist, Gustav	8	1	3	4	1	2	0	0	0	0	0	0	14	7.1%
Lashoff, Brian	37	0	3	3	-5	25	0	0	0	0	0	0	27	0.0%
Rankin, Evan	10	1	1	2	-2	7	0	0	1	0	0	0	12	8.3%
Lepine, Jason	1	0	2	2	3	2	0	0	0	0	0	0	0	0.0%
Piche, Sebastien	11	0	2	2	-4	13	0	0	0	0	0	0	15	0.0%
Brown, David	2	0	1	1	0	0	0	0	0	0	0	0	0	0.0%
Hedden, Mike	3	0	1	1	0	2	0	0	0	0	0	0	2	0.0%
Kolosov, Sergei	56	0	1	1	-19	48	0	0	0	0	0	0	51	0.0%
Daavettila, Trent	1	0	0	0	0	0	0	0	0	0	0	0	1	0.0%
Landry, Jon	1	0	0	0	-1	0	0	0	0	0	0	0	0	0.0%
Rogers, Kyle	1	0	0	0	0	0	0	0	0	0	0	0	2	0.0%
MacDonald, Joey	20	0	0	0	0	2	0	0	0	0	0	0	0	0.0%
McCollum, Tom	22	0	0	0	0	4	0	0	0	0	0	0	0	0.0%
Pearce, Jordan	44	0	0	0	0	0	0	0	0	0	0	0	0	0.0%
Bench	80	5		5		34								
Griffins Totals	80	227	379	601		1468	60	13	31	41	1	14	2490	9.1%
Opponent Totals	80	254				1417	72	8	36	39	2		2384	10.7%

REGULAR SEASON

Goalie	GP	MIN	GAA	W	L	SOL	EN	SO	GA	SAVES	SPCT
MacDonald, Joey	20	1164:14	2.78	10	9	1	3	1	54	457	0.894
Pearce, Jordan	44	2452:26	2.89	20	15	5	2	1	118	1164	0.908
McCollum, Tom	22	1152:19	3.33	6	12	2	0	1	64	465	0.879
Brown, David	2	80:00	3.75	0	0	0	0	0	5	44	0.898
Griffins Totals	80	4871:22	3.13	36	36	8	5	3	254	2130	0.893
Opponent Totals	80	4871:22	2.80	44	31	5	17	7	227	2263	0.909

2013-14 SEASON



2010-11 SEASON

REGULAR SEASON

Scoring by Period

1st PER		2nd PER		3rd PER		OVERTIME		SHOOTOUT		TOTALS	
GF	GA	GF	GA	GF	GA	GF	GA	GF	GA	GF	GA
66	75	76	81	79	88	1	2	5	8	227	254

Shots by Period

1st PER		2nd PER		3rd PER		OVERTIME		SHOOTOUT		TOTALS	
SF	SA	SF	SA	SF	SA	SF	SA	SF	SA	SF	SA
846	759	827	767	770	791	42	59	5	8	2490	2384
Power Play:		60-344 (17.4%)		18th of 30 in AHL							
Penalty Kill:		310-382 (81.2%)		21st of 30 in AHL							

2010-11 RESULTS

GAME	DATE	OPP/HOME ATT.	SCORE	RECORD	GAME	DATE	OPP/HOME ATT.	SCORE	RECORD
1	10/8	ABB (10,834)	2-3 SOL	0-0-0-1	41	1/13	@ Sa	5-2 W	18-18-1-4
2	10/10	@ Rfd	4-5 L	0-1-0-1	42	1/15	@ Hou	1-2 L	18-19-1-4
3	10/15	@ Mtb	1-0 W	1-1-0-1	43	1/16	@ Hou	3-2 SOW	19-19-1-4
4	10/16	@ Mtb	3-2 W	2-1-0-1	44	1/18	@ Tex	4-3 OTW	20-19-1-4
5	10/22	MIL (5,247)	2-3 L	2-2-0-1	45	1/21	CHI (10,261)	1-4 L	20-20-1-4
6	10/23	@ Rch	4-1 W	3-2-0-1	46	1/22	CHI (7,861)	3-5 L	20-21-1-4
7	10/24	@ Tor	6-3 W	4-2-0-1	47	1/26	@ Rch	2-3 SOL	20-21-1-5
8	10/29	OKC (4,571)	4-5 SOL	4-2-0-2	48	1/28	RFD (8,851)	5-2 W	21-21-1-5
9	10/30	MTB (2,909)	4-2 W	5-2-0-2	49	1/29	@ Peo	3-2 W	22-21-1-5
10	11/5	MTB (6,397)	5-6 L	5-3-0-2	50	2/4	HAM (6,580)	1-2 L	22-22-1-5
11	11/6	CHI (6,414)	4-2 W	6-3-0-2	51	2/5	MIL (10,423)	2-6 L	22-23-1-5
12	11/7	@ Le	4-3 SOW	7-3-0-2	52	2/9	@ Chi	7-5 W	23-23-1-5
13	11/10	MIL (6,141)	0-1 SOL	7-3-0-3	53	2/12	@ Le	1-2 SOL	23-23-1-6
14	11/13	@ Ham	1-2 L	7-4-0-3	54	2/13	@ Rch	1-3 L	23-24-1-6
15	11/14	@ Ham	2-1 W	8-4-0-3	55	2/16	HAM (7,429)	5-3 W	24-24-1-6
16	11/17	@ Le	0-3 L	8-5-0-3	56	2/18	TEX (8,509)	2-3 SOL	24-24-1-7
17	11/19	HOU (7,591)	0-5 L	8-6-0-3	57	2/19	@ Tor	3-4 SOL	24-24-1-8
18	11/20	LE (5,394)	1-3 L	8-7-0-3	58	2/20	PEO (6,400)	4-2 W	25-24-1-8
19	11/24	@ Tor	1-3 L	8-8-0-3	59	2/25	LE (8,398)	5-3 W	26-24-1-8
20	11/26	RFD (7,018)	2-3 SOL	8-8-0-4	60	2/26	@ Le	2-3 L	26-25-1-8
21	11/27	@ Chi	10-8 W	9-8-0-4	61	2/27	@ Ham	5-2 W	27-25-1-8
22	11/28	PEO (3,117)	2-3 L	9-9-0-4	62	3/4	RCH (9,055)	5-4 W	28-25-1-8
23	12/3	@ Mil	5-2 W	10-9-0-4	63	3/5	RCH (10,058)	5-2 W	29-25-1-8
24	12/4	SA (8,040)	3-6 L	10-10-0-4	64	3/8	@ Peo	3-0 W	30-25-1-8
25	12/5	SA (4,822)	2-3 OTL	10-10-1-4	65	3/11	@ Okc	5-6 OTL	30-25-2-8
26	12/8	MIL (3,445)	3-2 W	11-10-1-4	66	3/12	@ Okc	5-2 W	31-25-2-8
27	12/10	TEX (7,272)	3-4 L	11-11-1-4	67	3/13	@ Sa	5-4 SOW	32-25-2-8
28	12/11	@ Peo	2-3 L	11-12-1-4	68	3/16	OKC (7,125)	2-1 SOW	33-25-2-8
29	12/12	TEX (3,373)	4-2 W	12-12-1-4	69	3/18	LE (8,530)	2-7 L	33-26-2-8
30	12/15	HOU (4,003)	5-2 W	13-12-1-4	70	3/19	RCH (10,834)	3-1 W	34-26-2-8
31	12/17	PEO (5,931)	2-5 L	13-13-1-4	71	3/20	RFD (8,113)	5-3 W	35-26-2-8
32	12/18	@ Peo	1-2 L	13-14-1-4	72	3/23	TOR (8,905)	1-5 L	35-27-2-8
33	12/22	TOR (8,385)	4-3 W	14-14-1-4	73	3/25	@ Tex	3-5 L	35-28-2-8
34	12/26	LE (8,973)	5-3 W	15-14-1-4	74	3/26	@ Tex	1-5 L	35-29-2-8
35	12/27	@ Chi	3-6 L	15-15-1-4	75	4/1	@ Abb	2-4 L	35-30-2-8
36	12/31	TOR (10,834)	2-1 SOW	16-15-1-4	76	4/2	@ Abb	0-1 L	35-31-2-8
37	1/1	PEO (3,960)	0-2 L	16-16-1-4	77	4/6	@ Mil	2-1 W	36-31-2-8
38	1/5	HAM (6,809)	3-2 W	17-16-1-4	78	4/8	ABB (10,834)	0-6 L	36-32-2-8
39	1/6	@ Mil	1-5 L	17-17-1-4	79	4/9	@ Rfd	2-4 L	36-33-2-8
40	1/8	@ Rfd	0-6 L	17-18-1-4	80	4/10	@ Mil	1-4 L	36-34-2-8

OPENING NIGHT LINEUP

3	Pyett	D	18	Andersson	F
7	B. Smith	D	19	Amadio	D
8	Emmerton	F	22	Owens	F
9	Pare	F	25	Tardif	F
10	J. Johnson	F	27	Tatar	F
12	Raedeke	F	31	MacDonald	G
13	Mursak	F	32	Lashoff	D
14	Minard	F	33	Janik	D
15	I. Filppula	F	35	McCollum	G
17	Coetzee	F	44	Meech	D

SEASON FINALE LINEUP

1	Pearce	G	14	Minard	F
3	Pyett	D	15	I. Filppula	F
4	Ehrhardt	D	18	Andersson	F
6	Nyquist	F	19	Amadio	D
7	B. Smith	D	20	Strauf	F
8	Emmerton	F	25	Tardif	F
9	Pare	F	27	Tatar	F
10	J. Johnson	F	28	Kolosov	D
11	Keefe	F	32	Lashoff	D
12	Raedeke	F	35	McCollum	G

2013-14 SEASON



2009-10 SEASON

Regular Season – 7th of 7 in North Division, 14th of 14 in Western Conference, 26th of 29 in AHL

Overall: 34-39-3-4, 75 points

Home: 19-19-1-1, 40 points

Road: 15-20-2-3, 35 points

Playoffs – Did Not Qualify

General Manager – Bob McNamara

Head Coach – Curt Fraser

Assistant Coach – Jim Paek

Medical Therapist – Rob Snitzer

Equipment Manager – Brad Thompson



REGULAR SEASON

Player	GP	G	A	PTS	+/-	PIM	PP	SH	GW	FG	OT	UG	SHT	PCT
Williams, Jeremy	77	32	31	63	-15	55	14	1	2	7	0	2	210	15.2%
Rissmiller, Patrick	63	20	25	45	2	18	9	1	4	3	0	1	121	16.5%
Mursak, Jan	79	24	18	42	12	46	4	0	2	6	0	2	139	17.3%
Ritola, Mattias	73	19	23	42	-3	50	6	1	2	2	0	2	178	10.7%
Pare, Francis	77	16	23	39	19	20	3	1	3	3	0	2	150	10.7%
Emmerton, Cory	76	12	25	37	0	22	1	0	0	2	0	3	114	10.5%
Janik, Doug	66	6	31	37	-4	84	0	0	1	0	1	0	116	5.2%
Tardif, Jamie	77	16	17	33	-9	90	6	1	2	2	0	2	162	9.9%
Newbury, Kris	52	11	22	33	-13	144	3	0	3	1	0	0	96	11.5%
Kindl, Jakob	73	3	30	33	-4	59	1	0	0	0	0	0	142	2.1%
Tatar, Tomas	58	16	16	32	8	12	3	0	3	2	0	1	98	16.3%
Pyett, Logan	80	9	21	30	7	41	2	2	0	0	0	1	125	7.2%
Vigilante, John	79	11	14	25	3	31	0	0	2	1	0	0	108	10.2%
Abdelkader, Justin	33	11	13	24	6	86	1	1	3	1	0	0	69	15.9%
Delmore, Andy	54	5	15	20	-4	32	0	0	0	0	0	0	125	4.0%
McGrath, Evan	57	8	11	19	-18	25	1	0	2	1	0	0	84	9.5%
Nylander, Michael	24	2	16	18	-8	14	0	0	0	1	0	0	28	7.1%
May, Brad	17	5	5	10	-1	40	1	0	0	1	0	1	34	14.7%
Lemieux, Francis	21	2	8	10	-4	20	0	0	0	0	0	0	35	5.7%
Kolosov, Sergei	66	2	6	8	-7	29	0	0	0	0	0	0	57	3.5%
Armstrong, Riley	17	3	2	5	0	14	0	0	0	1	0	0	31	9.7%
Axelsson, Dick	17	2	3	5	1	6	1	0	0	0	0	1	21	9.5%
Owens, Jordan	17	1	4	5	-1	22	0	0	0	0	0	0	28	3.6%
Ehrhardt, Travis	42	0	5	5	-9	38	0	0	0	0	0	0	37	0.0%
Walsh, Mike	18	2	0	2	-4	5	0	0	0	0	0	0	12	16.7%
Lashoff, Brian	6	0	2	2	5	2	0	0	0	0	0	0	3	0.0%
Crosty, Paul	58	0	2	2	-11	170	0	0	0	0	0	0	37	0.0%
Daavetilla, Trent	2	1	0	1	-1	0	0	0	0	0	0	0	3	33.3%
Tollefsen, Ole-Kristian	16	1	0	1	-1	44	0	0	1	0	0	0	15	6.7%
Wong, Brandon	3	0	1	1	0	0	0	0	0	0	0	0	4	0.0%
Galvin, Tom	4	0	1	1	-4	2	0	0	0	0	0	0	4	0.0%
Stokes, Ryan	7	0	1	1	-1	11	0	0	0	0	0	0	7	0.0%
McCollum, Tom	32	0	1	1	0	4	0	0	0	0	0	0	0	0.0%
Coetzee, Willie	2	0	0	0	0	0	0	0	0	0	0	0	4	0.0%
Ferraro, Landon	2	0	0	0	0	0	0	0	0	0	0	0	2	0.0%
Kroll, Johann	2	0	0	0	0	2	0	0	0	0	0	0	0	0.0%
Lilja, Andreas	4	0	0	0	-2	6	0	0	0	0	0	0	1	0.0%
Pearce, Jordan	5	0	0	0	0	0	0	0	0	0	0	0	0	0.0%
Rohlf, David	5	0	0	0	-4	2	0	0	0	0	0	0	5	0.0%
Piche, Sebastien	9	0	0	0	-1	4	0	0	0	0	0	0	14	0.0%
Larsson, Daniel	53	0	0	0	0	14	0	0	0	0	0	0	0	0.0%
Bench	80	4		4		8								
Griffins Totals	80	244	392	632		1272	56	8	30	34	1	18	2423	10.1%
Opponent Totals	80	265				1229	68	4	42	46	3		2379	11.1%

REGULAR SEASON

Goalie	GP	MIN	GAA	W	L	SOL	EN	SO	GA	SAVES	SPCT
Larsson, Daniel	53	2839:47	2.85	23	24	2	5	1	135	1260	0.903
McCollum, Tom	32	1741:24	3.48	10	16	2	4	0	101	749	0.881
Pearce, Jordan	5	235:43	3.82	1	2	0	1	0	15	105	0.875
Griffins Totals	80	4847:50	3.28	34	42	4	10	1	265	2114	0.889
Opponent Totals	80	4847:50	3.02	46	30	4	13	5	244	2179	0.899

2013-14 SEASON



2009-10 SEASON

REGULAR SEASON

Scoring by Period

1st PER		2nd PER		3rd PER		OVERTIME		SHOOTOUT		TOTALS	
GF	GA	GF	GA	GF	GA	GF	GA	GF	GA	GF	GA
67	85	77	102	95	71	1	3	4	4	244	265

Shots by Period

1st PER		2nd PER		3rd PER		OVERTIME		SHOOTOUT		TOTALS	
SF	SA	SF	SA	SF	SA	SF	SA	SF	SA	SF	SA
804	777	826	838	764	736	25	24	4	4	2423	2379

Power Play: 56-328 (17.1%) 17th of 29 in AHL

Penalty Kill: 274-342 (80.1%) 26th of 29 in AHL

2009-10 RESULTS

GAME	DATE	OPP/HOME ATT.	SCORE	RECORD
1	10/3	@ Peo	3-1 W	1-0-0-0
2	10/10	@ Tor	2-3 L	1-1-0-0
3	10/15	@ Tex	0-2 L	1-2-0-0
4	10/17	@ Sa	4-7 L	1-3-0-0
5	10/18	@ Sa	2-7 L	1-4-0-0
6	10/23	ABB (10,834)	5-3 W	2-4-0-0
7	10/24	TOR (5,377)	4-3 SOW	3-4-0-0
8	10/25	ABB (6,000)	6-1 W	4-4-0-0
9	10/29	HOU (2,177)	2-0 W	5-4-0-0
10	10/30	HOU (4,473)	3-1 W	6-4-0-0
11	11/6	CHI (7,353)	5-4 W	7-4-0-0
12	11/8	@ Le	8-6 W	8-4-0-0
13	11/11	LE (7,421)	2-1 SOW	9-4-0-0
14	11/13	MIL (6,934)	3-2 OTW	10-4-0-0
15	11/14	RCH (6,462)	1-3 L	10-5-0-0
16	11/20	TEX (7,087)	4-1 W	11-5-0-0
17	11/21	@ Tor	6-3 W	12-5-0-0
18	11/25	@ Chi	2-3 L	12-6-0-0
19	11/27	RFD (8,985)	3-4 L	12-7-0-0
20	11/28	@ Peo	2-1 W	13-7-0-0
21	12/1	@ Le	2-6 L	13-8-0-0
22	12/4	RFD (6,645)	1-2 L	13-9-0-0
23	12/5	PEO (6,583)	4-1 W	14-9-0-0
24	12/9	SA (3,412)	4-2 W	15-9-0-0
25	12/11	LE (5,856)	4-3 SOW	16-9-0-0
26	12/12	MIL (5,639)	1-3 L	16-10-0-0
27	12/13	@ Tor	7-2 W	17-10-0-0
28	12/15	@ Peo	3-4 SOL	17-10-0-1
29	12/18	@ Sa	2-4 L	17-11-0-1
30	12/19	@ Tex	4-2 W	18-11-0-1
31	12/20	@ Hou	3-5 L	18-12-0-1
32	12/26	CHI (6,698)	4-7 L	18-13-0-1
33	12/27	PEO (8,519)	1-5 L	18-14-0-1
34	12/28	@ Mil	2-5 L	18-15-0-1
35	12/31	HAM (7,865)	3-7 L	18-16-0-1
36	1/2	@ Rfd	5-4 SOW	19-16-0-1
37	1/3	LE (2,880)	2-7 L	19-17-0-1
38	1/6	SA (3,605)	2-3 L	19-18-0-1
39	1/8	@ Rch	6-3 W	20-18-0-1
40	1/9	@ Ham	2-5 L	20-19-0-1

GAME	DATE	OPP/HOME ATT.	SCORE	RECORD
41	1/15	PEO (9,969)	2-3 L	20-20-0-1
42	1/16	HAM (6,859)	3-1 W	21-20-0-1
43	1/17	RFD (4,164)	3-4 L	21-21-0-1
44	1/22	TOR (9,819)	1-4 L	21-22-0-1
45	1/23	@ Rfd	2-5 L	21-23-0-1
46	1/24	@ Chi	1-5 L	21-24-0-1
47	1/29	CHI (8,772)	0-3 L	21-25-0-1
48	1/30	RFD (7,121)	2-3 L	21-26-0-1
49	2/3	@ Rfd	3-5 L	21-27-0-1
50	2/5	TOR (6,771)	6-3 W	22-27-0-1
51	2/6	HOU (7,034)	2-3 L	22-28-0-1
52	2/9	@ Tex	2-1 W	23-28-0-1
53	2/12	@ Hou	7-2 W	24-28-0-1
54	2/13	@ Hou	0-1 OTL	24-28-1-1
55	2/15	@ Rfd	1-2 OTL	24-28-2-1
56	2/19	HAM (8,493)	3-4 L	24-29-2-1
57	2/20	PEO (9,946)	3-5 L	24-30-2-1
58	2/21	TEX (5,687)	5-4 W	25-30-2-1
59	2/24	SA (3,935)	2-3 L	25-31-2-1
60	2/26	@ Rch	3-5 L	25-32-2-1
61	2/27	@ Le	3-5 L	25-33-2-1
62	2/28	@ Le	5-6 SOL	25-33-2-2
63	3/4	@ Peo	3-4 L	25-34-2-2
64	3/5	MTB (9,561)	4-1 W	26-34-2-2
65	3/6	MTB (10,834)	1-2 OTL	26-34-3-2
66	3/12	@ Ham	3-2 W	27-34-3-2
67	3/13	@ Ham	3-4 SOL	27-34-3-3
68	3/14	@ Rch	3-2 W	28-34-3-3
69	3/19	@ Mtb	4-3 W	29-34-3-3
70	3/21	@ Mtb	0-4 L	29-35-3-3
71	3/25	@ Mil	3-2 W	30-35-3-3
72	3/26	MIL (10,444)	6-3 W	31-35-3-3
73	3/27	TEX (10,503)	4-5 SOL	31-35-3-4
74	3/31	RCH (3,801)	0-3 L	31-36-3-4
75	4/2	@ Abb	3-4 L	31-37-3-4
76	4/3	@ Abb	1-2 L	31-38-3-4
77	4/7	RCH (5,275)	6-3 W	32-38-3-4
78	4/9	LE (10,834)	6-1 W	33-38-3-4
79	4/10	@ Chi	4-6 L	33-39-3-4
80	4/11	@ Mil	2-1 W	34-39-3-4

OPENING NIGHT LINEUP

3	Pyett	D	18	Ritola	F
4	Ehrhardt	D	20	Jeremy Williams	F
5	Kindl	D	21	Lemieux	F
8	Emmertson	F	22	Delmore	D
9	McGrath	F	23	Crosty	F
10	Vigilante	F	25	Tardif	F
11	Newbury	F	28	Kolosov	D
12	Axelsson	F	33	Janik	D
13	Mursak	F	35	McCollum	G
17	Pare	F	36	Pearce	G

SEASON FINALE LINEUP

3	Pyett	D	18	Ritola	F
4	Ehrhardt	D	20	Jeremy Williams	F
5	Kindl	D	21	Wong	F
7	Owens	F	22	Ferraro	F
8	Emmertson	F	23	Crosty	D
9	Coetzee	F	25	Tardif	F
10	Vigilante	F	28	Kolosov	D
12	R. Armstrong	F	31	Larsson	G
13	Mursak	F	32	Lashoff	D
17	Pare	F	35	McCollum	G

2013-14 SEASON



2008-09 SEASON

Regular Season – 3rd of 7 in North Division, 4th of 15 in Western Conference, 8th of 29 in AHL

Overall: 43-25-6-6, 98 points
 Home: 25-8-3-4, 57 points
 Road: 18-17-3-2, 41 points

Playoffs – Lost in North Division Finals

North Division Semifinals – Defeated #2 Hamilton, 4-2
 North Division Finals – Lost to #1 Manitoba, 0-4

General Manager – Bob McNamara
Head Coach – Curt Fraser
Assistant Coach – Jim Paek
Medical Therapist – Rob Snitzer
Equipment Manager – Brad Thompson



REGULAR SEASON

Player	GP	G	A	PTS	+/-	PIM	PP	SH	GW	FG	OT	UG	SHT	PCT
Haydar, Darren	79	31	49	80	-22	26	16	1	5	9	0	1	197	15.7%
Abdelkader, Justin	76	24	28	52	-2	102	10	1	2	4	1	0	195	12.3%
Pare, Francis	63	24	24	48	23	14	3	0	3	2	0	2	140	17.1%
McGrath, Evan	68	17	30	47	12	24	5	1	3	2	0	1	112	15.2%
Leino, Ville	57	15	31	46	2	18	6	1	4	2	0	0	125	12.0%
Stafford, Garrett	70	11	34	45	3	50	7	0	0	3	0	1	130	8.5%
Ritola, Mattias	66	15	27	42	-13	32	5	1	3	2	0	2	165	9.1%
Helm, Darren	55	13	24	37	-10	24	4	3	3	3	0	4	156	8.3%
Emmerton, Cory	69	10	25	35	-9	18	2	0	2	0	0	0	152	6.6%
Kindl, Jakub	78	6	27	33	-14	76	3	0	2	4	0	0	116	5.2%
Oulahen, Ryan	73	19	12	31	7	31	3	1	1	4	0	1	137	13.9%
Lemieux, Francis	58	13	16	29	12	48	2	0	3	1	0	0	109	11.9%
Gagnon, Aaron	61	8	11	19	6	28	0	2	2	1	0	0	87	9.2%
Tardif, Jamie	55	9	9	18	-1	43	0	0	0	2	0	1	124	7.3%
Wilson, Landon	15	8	7	15	2	37	7	0	0	3	0	0	41	19.5%
Ericsson, Jonathan	40	2	13	15	12	48	2	0	0	0	0	0	78	2.6%
Galvin, Tom	71	2	13	15	2	40	0	0	0	1	0	0	50	4.0%
Pyett, Logan	61	3	11	14	-1	12	0	0	1	1	0	0	71	4.2%
McCarty, Darren	19	5	6	11	0	21	0	0	1	2	0	1	29	17.2%
Kolosov, Sergei	70	4	7	11	-4	36	1	0	0	1	0	0	55	7.3%
Mursak, Jan	51	2	7	9	0	25	0	0	0	0	0	0	77	2.6%
Downey, Aaron	65	2	7	9	-8	126	0	0	0	1	0	0	46	4.3%
Jozsa, Jason	50	1	6	7	9	30	0	0	1	0	1	0	39	2.6%
Lashoff, Brian	6	1	4	5	1	0	1	0	0	0	0	0	10	10.0%
Walsh, Mike	15	3	1	4	-1	10	0	0	1	0	0	0	11	27.3%
Atherton, P.J.	16	1	2	3	-1	12	0	0	0	0	0	0	16	6.3%
Andersson, Joakim	1	0	1	1	0	2	0	0	0	0	0	0	2	0.0%
Chelios, Chris	2	0	1	1	0	2	0	0	0	0	0	0	4	0.0%
Peterson, Brett	18	0	1	1	0	4	0	0	0	0	0	0	20	0.0%
Pearce, Jordan	1	0	0	0	0	0	0	0	0	0	0	0	0	0.0%
Torquato, Zack	1	0	0	0	0	0	0	0	0	0	0	0	0	0.0%
Raedeker, Brent	2	0	0	0	-1	0	0	0	0	0	0	0	3	0.0%
Charleston, Dan	3	0	0	0	0	4	0	0	0	0	0	0	3	0.0%
Gelech, Randall	5	0	0	0	-1	2	0	0	0	0	0	0	6	0.0%
Larsson, Daniel	40	0	0	0	0	0	0	0	0	0	0	0	0	0.0%
Howard, Jimmy	45	0	0	0	0	6	0	0	0	0	0	0	0	0.0%
Bench	80	6		6		12								
Griffins Totals	80	255	434	683		963	77	11	37	48	2	14	2512	10.2%
Opponent Totals	80	226				1031	51	12	31	32	6		2438	9.3%

REGULAR SEASON

Goalie	GP	MIN	GAA	W	L	SOL	EN	SO	GA	SAVES	SPCT
Howard, Jimmy	45	2644:25	2.54	21	18	4	1	4	112	1215	0.916
Larsson, Daniel	40	2152:20	2.76	22	12	2	3	5	99	964	0.907
Pearce, Jordan	1	58:44	5.11	0	1	0	0	0	5	33	0.868
Griffins Totals	80	4877:20	2.78	43	31	6	4	9	226	2212	0.907
Opponent Totals	80	4877:20	3.14	37	37	6	8	1	255	2257	0.898



2008-09 SEASON

REGULAR SEASON

Scoring by Period

1st PER		2nd PER		3rd PER		OVERTIME		SHOOTOUT		TOTALS	
GF	GA	GF	GA	GF	GA	GF	GA	GF	GA	GF	GA
75	62	93	78	79	74	2	6	6	6	255	226

Shots by Period

1st PER		2nd PER		3rd PER		OVERTIME		SHOOTOUT		TOTALS	
SF	SA	SF	SA	SF	SA	SF	SA	SF	SA	SF	SA
816	774	855	884	797	731	38	43	6	6	2512	2438
Power Play:		77-391 (19.7%)		4th of 29 in AHL							
Penalty Kill:		306-357 (85.7%)		3rd of 29 in AHL							

PLAYOFFS

Player	GP	G	A	PTS	+/-	PIM	PP	SH	GW	FG	OT	UG	SHT	PCT
Leino, Ville	10	3	10	13	0	10	2	0	0	0	0	0	24	12.5%
Haydar, Darren	10	4	7	11	5	4	2	0	1	0	0	0	27	14.8%
Abdelkader, Justin	10	6	2	8	2	23	1	0	2	0	0	1	42	14.3%
Lashoff, Brian	8	1	4	5	0	2	1	0	0	0	0	0	8	12.5%
Jozsa, Jason	10	0	5	5	3	7	0	0	0	0	0	0	8	0.0%
Stafford, Garrett	10	0	5	5	-1	4	0	0	0	0	0	0	14	0.0%
McCarty, Darren	10	3	1	4	-6	8	1	0	0	1	0	0	17	17.6%
Pare, Francis	10	2	2	4	1	2	0	0	0	1	0	0	14	14.3%
Kindl, Jakob	10	2	1	3	-2	2	0	1	1	1	0	0	29	6.9%
Andersson, Joakim	10	1	2	3	-4	4	0	0	0	0	0	0	15	6.7%
Gagnon, Aaron	10	1	2	3	2	2	0	0	0	1	0	0	12	8.3%
Galvin, Tom	10	1	2	3	-3	8	1	0	0	1	0	0	6	16.7%
Tardif, Jamie	10	2	0	2	2	8	0	0	0	0	0	0	23	8.7%
Ritola, Mattias	8	0	2	2	-3	0	0	0	0	0	0	0	9	0.0%
Emmertson, Cory	9	1	0	1	2	2	0	0	0	0	0	0	11	9.1%
Peterson, Brett	1	0	1	1	1	0	0	0	0	0	0	0	1	0.0%
Mursak, Jan	6	0	1	1	2	0	0	0	0	0	0	0	11	0.0%
Lemieux, Francis	7	0	1	1	-2	8	0	0	0	0	0	0	8	0.0%
Downey, Aaron	10	0	1	1	0	44	0	0	0	0	0	0	4	0.0%
Pyett, Logan	1	0	0	0	0	0	0	0	0	0	0	0	1	0.0%
Howard, Jimmy	10	0	0	0	0	0	0	0	0	0	0	0	0	0.0%
Kolosov, Sergei	10	0	0	0	4	9	0	0	0	0	0	0	5	0.0%
Bench	10	0	0	0		0								
Griffins Totals	10	27	49	76		147	8	1	4	5	0	1	289	9.3%
Opponent Totals	10	25	37	62		150	7	2	6	5	1	3	241	10.4%

PLAYOFFS

Goalie	GP	MIN	GAA	W	L	EN	SO	GA	SAVES	SPCT
Howard, Jimmy	10	598:26	2.41	4	6	1	0	24	216	0.900
Griffins Totals	10	602:42	2.49	4	6	1	0	25	216	0.896
Opponent Totals	10	602:42	2.69	6	4	2	0	27	262	0.907

PLAYOFFS

Scoring by Period

1st PER		2nd PER		3rd PER		OVERTIME		TOTALS	
GF	GA	GF	GA	GF	GA	GF	GA	GF	GA
9	9	6	6	12	9	0	1	27	25

Shots by Period

1st PER		2nd PER		3rd PER		OVERTIME		TOTALS	
SF	SA	SF	SA	SF	SA	SF	SA	SF	SA
89	78	92	97	107	65	1	1	289	241

Power Play: 8-45 (17.8%) T6th of 16 in AHL

Penalty Kill: 36-43 (83.7%) 7th of 16 in AHL



2008-09 RESULTS

GAME	DATE	OPP/HOME ATT.	SCORE	RECORD
1	10/11	@ Le	3-4 OTL	0-0-1-0
2	10/18	@ Le	4-3 SOW	1-0-1-0
3	10/19	@ Tor	7-3 W	2-0-1-0
4	10/25	HAM (10,834)	6-4 W	3-0-1-0
5	10/26	NOR (3,270)	6-3 W	4-0-1-0
6	10/29	SYR (2,854)	1-2 SOL	4-0-1-1
7	10/31	@ Mil	2-3 OTL	4-0-2-1
8	11/1	MIL (5,144)	4-5 L	4-1-2-1
9	11/7	LE (6,794)	5-1 W	5-1-2-1
10	11/8	@ Peo	3-5 L	5-2-2-1
11	11/11	HOU (7,352)	1-0 W	6-2-2-1
12	11/14	HFD (7,179)	3-2 W	7-2-2-1
13	11/15	@ Qc	3-1 W	8-2-2-1
14	11/16	@ Mil	4-5 L	8-3-2-1
15	11/18	@ Mil	2-3 L	8-4-2-1
16	11/21	WBS (7,430)	2-3 SOL	8-4-2-2
17	11/22	@ Chi	3-6 L	8-5-2-2
18	11/23	@ Iow	5-4 OTW	9-5-2-2
19	11/26	MCH (3,129)	2-3 SOL	9-5-2-3
20	11/28	CHI (7,361)	3-2 W	10-5-2-3
21	11/29	RCH (5,392)	3-1 W	11-5-2-3
22	11/30	@ Chi	1-0 W	12-5-2-3
23	12/5	TOR (9,117)	2-3 OTL	12-5-3-3
24	12/6	HAM (9,628)	2-5 L	12-6-3-3
25	12/12	@ Mtb	6-5 W	13-6-3-3
26	12/13	@ Mtb	2-4 L	13-7-3-3
27	12/17	SYR (2,914)	5-1 W	14-7-3-3
28	12/19	MIL (6,658)	6-3 W	15-7-3-3
29	12/20	MIL (5,982)	2-0 W	16-7-3-3
30	12/21	@ Rch	6-0 W	17-7-3-3
31	12/26	PEO (6,497)	3-4 OTL	17-7-4-3
32	12/27	LE (5,881)	2-0 W	18-7-4-3
33	12/30	@ Peo	3-1 W	19-7-4-3
34	12/31	IOW (8,084)	6-0 W	20-7-4-3
35	1/2	@ Hfd	1-3 L	20-8-4-3
36	1/3	@ Mch	2-1 W	21-8-4-3
37	1/7	RFD (6,101)	6-5 SOW	22-8-4-3
38	1/9	PHI (7,331)	3-4 OTL	22-8-5-3
39	1/10	PHI (6,740)	4-0 W	23-8-5-3
40	1/14	@ Ham	3-1 W	24-8-5-3

GAME	DATE	OPP/HOME ATT.	SCORE	RECORD
41	1/16	MTB (8,589)	4-6 L	24-9-5-3
42	1/17	@ Rfd	3-2 W	25-9-5-3
43	1/19	@ Rfd	1-2 OTL	25-9-6-3
44	1/21	TOR (5,884)	3-2 OTW	26-9-6-3
45	1/23	QC (7,694)	2-1 SOW	27-9-6-3
46	1/24	QC (9,370)	1-0 SOW	28-9-6-3
47	1/30	RCH (7,745)	2-3 SOL	28-9-6-4
48	1/31	RCH (8,306)	8-4 W	29-9-6-4
49	2/4	@ Qc	3-2 W	30-9-6-4
50	2/6	CHI (7,718)	6-3 W	31-9-6-4
51	2/7	LE (6,096)	1-4 L	31-10-6-4
52	2/8	@ Tor	5-10 L	31-11-6-4
53	2/10	@ Mil	3-4 L	31-12-6-4
54	2/13	@ Syr	1-2 SOL	31-12-6-5
55	2/14	@ Tor	4-5 L	31-13-6-5
56	2/18	@ Rch	2-1 SOW	32-13-6-5
57	2/20	MTB (10,834)	5-1 W	33-13-6-5
58	2/21	LE (9,970)	2-4 L	33-14-6-5
59	2/22	SA (5,517)	5-4 W	34-14-6-5
60	2/27	@ Syr	5-6 L	34-15-6-5
61	2/28	@ Le	2-3 SOL	34-15-6-6
62	3/1	@ Tor	5-4 W	35-15-6-6
63	3/4	RFD (7,178)	3-1 W	36-15-6-6
64	3/5	@ Hou	1-2 L	36-16-6-6
65	3/7	@ Sa	5-1 W	37-16-6-6
66	3/13	PEO (8,759)	4-1 W	38-16-6-6
67	3/14	PEO (9,177)	1-3 L	38-17-6-6
68	3/15	MIL (10,834)	1-2 L	38-18-6-6
69	3/20	TOR (10,834)	2-1 SOW	39-18-6-6
70	3/21	TOR (10,834)	3-2 W	40-18-6-6
71	3/22	@ Le	3-2 W	41-18-6-6
72	3/25	@ Wbs	3-5 L	41-19-6-6
73	3/27	@ Nor	2-1 W	42-19-6-6
74	3/28	@ Phi	4-7 L	42-20-6-6
75	3/29	@ Phi	1-4 L	42-21-6-6
76	4/3	@ Ham	3-6 L	42-22-6-6
77	4/4	@ Ham	2-4 L	42-23-6-6
78	4/5	@ Rch	3-0 W	43-23-6-6
79	4/10	HAM (10,834)	2-3 L	43-24-6-6
80	4/11	@ Peo	2-5 L	43-25-6-6

North Division Semifinals - #3 Grand Rapids defeated #2 Hamilton, 4-2

P1	4/17	@ Ham	4-3 W	1-0
P2	4/18	@ Ham	3-1 W	2-0
P3	4/20	HAM (3,468)	4-5 L	2-1
P4	4/22	HAM (3,990)	3-4 OTL	2-2
P5	4/24	HAM (5,110)	4-1 W	3-2
P6	4/26	@ Ham	4-1 W	4-2

North Division Finals - #3 Grand Rapids lost to #1 Manitoba, 0-4

P7	5/1	@ Mtb	1-2 L	0-1
P8	5/2	@ Mtb	1-2 L	0-2
P9	5/4	MTB (2,541)	1-3 L	0-3
P10	5/6	MTB (2,019)	2-3 L	0-4

OPENING NIGHT LINEUP

2	Atherton	D	16	Oulahan	F
3	Pyett	D	18	Ritola	F
4	Ericsson	D	19	Abdelkader	F
5	Kindl	D	20	Haydar	F
7	Stafford	D	23	Tardif	F
8	Emmerton	F	26	L. Wilson	F
9	McGrath	F	28	Kolosov	D
11	Leino	F	30	Reichmuth	G
13	Mursak	F	31	Larsson	G
15	Helm	F	44	Downey	F

SEASON FINALE LINEUP

5	Kindl	D	20	Haydar	F
6	Brett Peterson	D	21	Lemieux	F
7	Stafford	D	23	Tardif	F
8	Emmerton	F	25	McCarty	F
10	Jozsa	D	26	Andersson	F
11	Leino	F	27	A. Gagnon	F
12	Galvin	D	28	Kolosov	D
13	Mursak	F	31	Larsson	G
17	Pare	F	33	Howard	G
19	Abdelkader	F	44	Downey	F

2013-14 SEASON



2007-08 SEASON

**Regular Season – 5th of 7 in North Division, 13th of 15 in Western Conference,
25th of 29 in AHL**

Overall: 31-41-2-6, 70 points
Home: 18-18-1-3, 40 points
Road: 13-23-1-3, 30 points

Playoffs – Did Not Qualify

General Manager – Bob McNamara
Head Coach – Mike Stothers
Assistant Coach – Jim Paek
Medical Therapist – Rob Snitzer
Equipment Manager – Brad Thompson



REGULAR SEASON

Player	GP	G	A	PTS	+/-	PIM	PP	SH	GW	FG	OT	UG	SHT	PCT
Corazzini, Carl	80	24	36	60	-19	14	12	1	5	6	1	2	274	8.8%
Cullen, Mark	59	16	31	47	-10	61	8	2	1	2	0	2	158	10.1%
Stafford, Garrett	69	11	33	44	-4	36	7	1	0	2	0	0	141	7.8%
Hartigan, Mark	48	23	19	42	-6	76	8	1	4	6	0	2	160	14.4%
McGrath, Evan	78	18	17	35	-7	26	6	0	2	0	1	2	153	11.8%
Tardif, Jamie	80	17	17	34	-6	90	4	0	1	2	0	2	246	6.9%
Ericsson, Jonathan	69	10	24	34	-4	83	6	0	0	5	0	2	124	8.1%
Helm, Darren	67	16	15	31	-13	30	2	2	3	3	0	3	181	8.8%
Oulahen, Ryan	75	14	16	30	-11	47	4	1	3	1	0	2	165	8.5%
Ritola, Mattias	72	7	15	22	10	62	0	0	2	1	0	1	117	6.0%
Quincey, Kyle	66	5	15	20	-6	149	2	0	1	0	0	1	144	3.5%
Kindl, Jakob	75	3	14	17	-34	82	2	0	0	0	0	1	80	3.8%
Galvin, Tom	75	1	16	17	10	46	0	1	0	0	0	0	49	2.0%
Engelhardt, Brett	42	8	8	16	-9	33	3	0	2	1	0	1	101	7.9%
Gelech, Randall	70	7	8	15	-9	37	1	0	1	2	0	0	109	6.4%
Insana, Jon	65	0	13	13	-6	39	0	0	0	0	0	0	57	0.0%
Lemieux, Francis	26	6	5	11	0	28	0	0	1	2	0	1	45	13.3%
McCarty, Darren	13	5	5	10	-1	21	1	0	1	0	0	0	29	17.2%
Redenbach, Tyler	28	3	7	10	-4	10	1	0	0	0	0	0	48	6.3%
Ryno, Johan	12	3	4	7	3	8	1	0	0	0	0	0	20	15.0%
Jozsa, Jason	23	1	5	6	-8	12	1	0	0	0	0	0	34	2.9%
O'Leary, Mark	16	3	1	4	-3	29	0	0	0	0	0	0	21	14.3%
Meech, Derek	6	1	1	2	-7	0	1	0	0	0	0	0	11	9.1%
Ference, Brad	32	1	1	2	-5	78	0	0	0	0	0	1	32	3.1%
Kinley, Cleve	10	0	2	2	-2	2	0	0	0	0	0	0	9	0.0%
Fojtik, Josef	13	0	2	2	-4	12	0	0	0	0	0	0	20	0.0%
Howard, Jimmy	54	0	2	2	0	28	0	0	0	0	0	0	0	0.0%
Walsh, Mike	9	1	0	1	-5	2	0	0	0	0	0	0	7	14.3%
Torquato, Zack	11	1	0	1	0	8	0	0	0	0	0	0	11	9.1%
Keefe, Adam	32	1	0	1	-5	124	0	0	0	0	0	0	17	5.9%
Karlander, Kory	2	0	1	1	1	2	0	0	0	0	0	0	4	0.0%
Hay, Darrell	4	0	1	1	-3	2	0	0	0	0	0	0	4	0.0%
Emmerton, Cory	7	0	1	1	0	0	0	0	0	0	0	0	11	0.0%
Turple, Dan	1	0	0	0	0	0	0	0	0	0	0	0	0	0.0%
Moyer, Russ	2	0	0	0	-2	0	0	0	0	0	0	0	0	0.0%
Mueller, Chris	2	0	0	0	2	0	0	0	0	0	0	0	3	0.0%
Novotney, Landon	2	0	0	0	0	0	0	0	0	0	0	0	2	0.0%
Rudkowsky, Cody	2	0	0	0	0	0	0	0	0	0	0	0	0	0.0%
Grigorenko, Igor	5	0	0	0	-1	4	0	0	0	0	0	0	8	0.0%
Clark, Neil	14	0	0	0	-3	14	0	0	0	0	0	0	7	0.0%
Berkhoel, Adam	31	0	0	0	0	2	0	0	0	0	0	0	0	0.0%
Bench	80	4		4		16								
Griffins Totals	80	210	335	545		1313	70	9	27	33	2	23	2606	8.1%
Opponent Totals	80	245	409	654		1370	74	10	43	47	2	13	2338	10.5%

REGULAR SEASON

Goalie	GP	MIN	GAA	W	L	SOL	EN	SO	GA	SAVES	SPCT
Howard, Jimmy	54	3097:11	2.83	21	28	2	4	2	146	1421	0.907
Berkhoel, Adam	31	1697:07	2.93	10	14	4	3	1	83	657	0.888
Turple, Dan	1	20:00	3.00	0	0	0	0	0	1	6	0.857
Rudkowsky, Cody	2	14:17	8.40	0	1	0	0	0	2	9	0.818
Griffins Totals	80	4860:18	3.02	31	43	6	7	3	245	2093	0.895
Opponent Totals	80	4860:18	2.59	49	27	4	4	6	210	2396	0.919

2013-14 SEASON



2007-08 SEASON

REGULAR SEASON

1st PER		2nd PER		3rd PER		Scoring by Period OVERTIME		SHOOTOUT		TOTALS	
GF	GA	GF	GA	GF	GA	GF	GA	GF	GA	GF	GA
68	80	71	73	65	84	2	2	4	6	210	245

1st PER		2nd PER		3rd PER		Shots by Period OVERTIME		SHOOTOUT		TOTALS	
SF	SA	SF	SA	SF	SA	SF	SA	SF	SA	SF	SA
886	739	885	837	796	726	35	30	4	6	2606	2338
Power Play:		70-427 (16.4%)				18th of 29 in AHL					
Penalty Kill:		350-424 (82.5%)				18th of 29 in AHL					

2007-08 RESULTS

GAME	DATE	OPP/HOME ATT.	SCORE	RECORD	GAME	DATE	OPP/HOME ATT.	SCORE	RECORD
1	10/6	@ Le	3-2 W	1-0-0-0	41	1/12	PEO (8,912)	1-2 SOL	15-19-2-5
2	10/11	@ Mtb	4-2 W	2-0-0-0	42	1/16	RCH (4,936)	4-3 SOW	16-19-2-5
3	10/13	@ Mtb	4-3 OTW	3-0-0-0	43	1/18	RCH (8,451)	3-1 W	17-19-2-5
4	10/20	RFD (10,834)	1-5 L	3-1-0-0	44	1/20	@ Chi	5-2 W	18-19-2-5
5	10/21	QC (3,406)	2-3 L	3-2-0-0	45	1/25	@ Mil	0-4 L	18-20-2-5
6	10/24	@ Ham	5-3 W	4-2-0-0	46	1/26	CHI (9,802)	3-5 L	18-21-2-5
7	10/27	@ Peo	5-3 W	5-2-0-0	47	1/31	@ Peo	1-4 L	18-22-2-5
8	10/28	PEO (3,232)	1-7 L	5-3-0-0	48	2/1	@ low	0-3 L	18-23-2-5
9	11/1	RCH (4,595)	1-3 L	5-4-0-0	49	2/2	@ low	3-2 W	19-23-2-5
10	11/2	@ Rch	3-5 L	5-5-0-0	50	2/8	@ Le	4-1 W	20-23-2-5
11	11/9	@ Rfd	5-6 SOL	5-5-0-1	51	2/9	@ Le	2-3 L	20-24-2-5
12	11/10	TOR (7,110)	4-5 L	5-6-0-1	52	2/10	@ Rch	0-1 L	20-25-2-5
13	11/13	QC (7,525)	1-3 L	5-7-0-1	53	2/15	LE (10,062)	6-3 W	21-25-2-5
14	11/15	@ Mtb	1-2 L	5-8-0-1	54	2/16	MIL (10,834)	4-6 L	21-26-2-5
15	11/16	@ Mtb	2-4 L	5-9-0-1	55	2/19	SA (5,962)	5-4 W	22-26-2-5
16	11/21	HAM (3,299)	3-6 L	5-10-0-1	56	2/22	MTB (8,117)	1-4 L	22-27-2-5
17	11/23	IOW (4,877)	2-3 SOL	5-10-0-2	57	2/23	MTB (10,834)	1-0 W	23-27-2-5
18	11/24	IOW (4,634)	4-1 W	6-10-0-2	58	2/24	@ Qc	1-6 L	23-28-2-5
19	11/25	@ Rfd	1-3 L	6-11-0-2	59	2/27	@ Ham	3-5 L	23-29-2-5
20	11/28	@ Tor	6-1 W	7-11-0-2	60	2/29	@ Peo	4-2 W	24-29-2-5
21	11/30	@ Sa	1-4 L	7-12-0-2	61	3/2	LE (7,846)	6-4 W	25-29-2-5
22	12/1	@ Hou	3-4 OTL	7-12-1-2	62	3/5	TOR (6,526)	5-3 W	26-29-2-5
23	12/2	@ Mil	1-0 W	8-12-1-2	63	3/6	@ Mil	2-4 L	26-30-2-5
24	12/5	LE (2,911)	3-2 W	9-12-1-2	64	3/8	@ Le	3-5 L	26-31-2-5
25	12/7	SYR (6,376)	2-0 W	10-12-1-2	65	3/12	TOR (6,373)	7-1 W	27-31-2-5
26	12/8	SYR (9,262)	1-2 L	10-13-1-2	66	3/15	LE (9,523)	1-2 L	27-32-2-5
27	12/12	HAM (4,212)	2-1 SOW	11-13-1-2	67	3/16	@ Tor	2-3 L	27-33-2-5
28	12/14	HAM (4,734)	4-3 SOW	12-13-1-2	68	3/19	TOR (6,357)	1-2 L	27-34-2-5
29	12/15	MIL (5,510)	1-2 L	12-14-1-2	69	3/21	@ Rch	2-4 L	27-35-2-5
30	12/18	@ Mil	3-4 L	12-15-1-2	70	3/22	@ Syr	2-5 L	27-36-2-5
31	12/21	RFD (3,270)	2-1 SOW	13-15-1-2	71	3/26	LE (3,605)	6-1 W	28-36-2-5
32	12/22	CHI (6,396)	3-4 OTL	13-15-2-2	72	3/28	MIL (8,771)	2-3 SOL	28-36-2-6
33	12/26	@ Le	1-2 SOL	13-15-2-3	73	3/29	RCH (10,834)	2-5 L	28-37-2-6
34	12/27	@ Tor	0-2 L	13-16-2-3	74	3/30	@ Chi	4-6 L	28-38-2-6
35	12/29	MIL (4,910)	4-2 W	14-16-2-3	75	4/2	@ Tor	0-2 L	28-39-2-6
36	12/31	HAM (7,701)	0-1 L	14-17-2-3	76	4/4	HOU (10,834)	1-4 L	28-40-2-6
37	1/4	@ Ham	1-4 L	14-18-2-3	77	4/5	@ Rch	3-2 W	29-40-2-6
38	1/5	@ Syr	2-1 W	15-18-2-3	78	4/6	@ Ham	1-3 L	29-41-2-6
39	1/9	@ Qc	4-5 SOL	15-18-2-4	79	4/11	MTB (7,234)	6-3 W	30-41-2-6
40	1/11	PEO (5,735)	4-6 L	15-19-2-4	80	4/12	MTB (9,563)	3-2 OTW	31-41-2-6

OPENING NIGHT LINEUP

2	Ference	D	13	Ryno	F
3	Hartigan	F	14	Corazzini	F
4	Ericsson	D	16	Oulahen	F
5	Kindl	D	17	Cullen	F
6	Ritola	F	19	Grigorenko	F
7	Stafford	D	21	Engelhardt	F
8	Kinley	D	25	Tardif	F
9	McGrath	F	31	Berkhoel	G
11	Gelech	F	33	Howard	G
12	Galvin	D			

SEASON FINALE LINEUP

4	Ericsson	D	15	Helm	F
5	Kindl	D	18	Insana	D
6	Redenbach	F	21	Lemieux	F
7	Stafford	D	22	Quincey	D
8	Emmertson	F	25	Tardif	F
9	McGrath	F	26	Ritola	F
10	Mueller	F	31	Berkhoel	G
11	Gelech	F	33	Howard	G
12	Galvin	D	34	O'Leary	F
14	Corazzini	F			

2013-14 SEASON



2006-07 SEASON

**Regular Season – 4th of 6 in North Division, 8th of 13 in Western Conference,
17th of 27 in AHL**

Overall: 37-32-6-5, 85 points
Home: 22-13-2-3, 49 points
Road: 15-19-4-2, 36 points



Playoffs – Lost in North Division Semifinals

North Division Semifinals – Lost to #1 Manitoba, 3-4

General Manager – Bob McNamara

Head Coach – Greg Ireland

Assistant Coach – Jim Paek

Medical Therapist – Rob Snitzer

Equipment Manager – Brad Thompson

REGULAR SEASON

Player	GP	G	A	PTS	+/-	PIM	PP	SH	GW	FG	OT	UG	SHT	PCT
Miller, Kip	78	25	47	72	-5	48	10	0	3	2	1	2	149	16.8%
Ellis, Matt	65	26	23	49	0	44	10	5	5	7	0	2	256	10.2%
Hussey, Matt	75	15	29	44	1	36	4	1	1	3	0	2	225	6.7%
Langfeld, Josh	38	13	19	32	-1	44	6	1	1	2	0	1	138	9.4%
Bootland, Darryl	68	18	13	31	6	222	3	0	6	3	0	0	128	14.1%
Campbell, Jeff	61	10	21	31	3	2	2	1	1	3	0	0	103	9.7%
Himelfarb, Eric	69	15	15	30	-5	60	1	5	1	3	0	1	155	9.7%
Meech, Derek	67	6	23	29	0	40	0	3	0	1	0	0	96	6.3%
Ericsson, Jonathan	67	5	24	29	5	102	5	0	0	0	0	0	78	6.4%
Oulahen, Ryan	79	11	16	27	4	42	0	3	1	2	0	3	120	9.2%
Quincey, Kyle	65	4	18	22	-7	126	1	0	1	2	0	1	121	3.3%
Syvret, Danny	57	4	16	20	-5	16	1	0	2	0	0	0	72	5.6%
Keller, Ryan	38	9	8	17	-4	26	2	0	1	2	0	0	75	12.0%
Brooks, Brendan	51	9	8	17	-7	44	1	1	1	1	0	0	88	10.2%
Tardif, Jamie	27	9	6	15	5	18	2	1	2	2	0	0	70	12.9%
McGrath, Evan	59	6	8	14	-1	41	0	0	1	0	0	1	60	10.0%
Kolanos, Krys	17	6	6	12	4	8	2	0	0	4	0	0	45	13.3%
Barney, Scott	40	4	8	12	-1	26	1	0	0	1	0	0	73	5.5%
Smith, Dan	80	1	10	11	13	97	0	0	0	0	0	0	63	1.6%
Voce, Tony	25	4	6	10	1	37	1	0	0	2	0	0	44	9.1%
Simon, Ben	21	4	5	9	1	28	1	3	1	1	0	1	37	10.8%
Parse, Scott	10	2	5	7	-2	6	0	0	0	0	0	0	26	7.7%
Galvin, Tom	41	0	7	7	7	32	0	0	0	0	0	0	37	0.0%
Insana, Jon	44	3	3	6	12	22	0	0	0	1	0	1	29	10.3%
Johansson, Jonas	12	3	2	5	1	10	2	0	1	1	0	0	27	11.1%
Norton, Brad	43	1	4	5	0	102	0	0	0	0	0	0	16	6.3%
Filppula, Valtteri	3	2	2	4	2	2	0	0	0	0	0	0	6	33.3%
Naumenko, Nick	6	0	3	3	-2	8	0	0	0	0	0	0	13	0.0%
Keefe, Adam	16	0	3	3	3	97	0	0	0	0	0	0	19	0.0%
Radunske, Brock	20	2	0	2	-3	12	0	0	0	1	0	0	26	7.7%
Beckett, Jason	4	1	0	1	1	2	0	0	0	0	0	0	1	100.0%
Howard, Jimmy	49	0	1	1	0	6	0	0	0	0	0	0	0	0.0%
Cyr, Ryan	1	0	0	0	0	0	0	0	0	0	0	0	0	0.0%
Jackson, Jim	1	0	0	0	0	0	0	0	0	0	0	0	0	0.0%
Kinley, Cleve	1	0	0	0	0	2	0	0	0	0	0	0	1	0.0%
Plante, Philippe	1	0	0	0	0	2	0	0	0	0	0	0	0	0.0%
Vicari, Dominic	1	0	0	0	0	0	0	0	0	0	0	0	0	0.0%
Watt, Mike	1	0	0	0	0	0	0	0	0	0	0	0	1	0.0%
Burke, Gerry	2	0	0	0	0	0	0	0	0	0	0	0	0	0.0%
Goulet, Stephane	2	0	0	0	0	2	0	0	0	0	0	0	0	0.0%
MacDonald, Joey	2	0	0	0	0	0	0	0	0	0	0	0	0	0.0%
Walsh, Mike	5	0	0	0	-1	0	0	0	0	0	0	0	0	0.0%
Liv, Stefan	35	0	0	0	0	6	0	0	0	0	0	0	0	0.0%
Bench	80	8		8		36								
Griffins Totals	80	226	359	585		1454	55	24	29	44	1	15	2406	9.4%
Opponent Totals	80	244	395	639		1352	85	11	38	35	6	20	2411	10.1%



2006-07 SEASON

REGULAR SEASON

Goalie	GP	MIN	GAA	W	L	SOL	EN	SO	GA	SAVES	SPCT
Cyr, Ryan	1	36:48	1.63	0	0	0	0	0	1	13	0.929
Howard, Jimmy	49	2776:13	2.70	21	21	3	4	6	125	1286	0.911
MacDonald, Joey	2	122:54	2.93	1	1	0	1	0	6	53	0.898
Liv, Stefan	34	1893:08	3.01	15	15	2	3	2	95	812	0.895
Vicari, Dominic	1	23:04	10.40	0	1	0	0	0	4	3	0.429
Griffins Totals	80	4885:04	3.00	37	38	5	8	8	244	2167	0.899
Opponent Totals	80	4885:04	2.78	43	29	8	7	2	226	2180	0.906

REGULAR SEASON

1st PER		2nd PER		3rd PER		OVERTIME		SHOOTOUT		TOTALS	
GF	GA	GF	GA	GF	GA	GF	GA	GF	GA	GF	GA
70	61	79	86	68	86	1	6	8	5	226	244

1st PER		2nd PER		3rd PER		OVERTIME		TOTALS	
SF	SA	SF	SA	SF	SA	SF	SA	SF	SA
768	769	844	825	747	765	39	47	2406	2411

Power Play: 55-441 (12.5%) 27th of 27 in AHL
Penalty Kill: 420-505 (83.2%) T12th of 27 in AHL

PLAYOFFS

Player	GP	G	A	PTS	+/-	PIM	PP	SH	GW	FG	OT	UG	SHT	PCT
Ellis, Matt	7	4	3	7	0	4	1	1	2	1	1	1	36	11.1%
Voce, Tony	7	3	2	5	3	6	0	0	1	0	1	0	17	17.6%
Miller, Kip	7	0	5	5	-3	12	0	0	0	0	0	0	3	0.0%
Norton, Brad	7	1	2	3	5	24	0	0	0	0	0	0	4	25.0%
Hussey, Matt	6	1	1	2	2	2	0	0	0	0	0	0	15	6.7%
Kindl, Jakub	7	0	2	2	1	0	0	0	0	0	0	0	10	0.0%
Mursak, Jan	7	0	2	2	3	2	0	0	0	0	0	0	7	0.0%
Oulahen, Ryan	7	0	2	2	4	4	0	0	0	0	0	0	12	0.0%
Insana, Jon	5	1	0	1	-2	4	0	0	0	0	0	0	5	20.0%
Bootland, Darryl	6	1	0	1	-1	32	0	0	0	0	0	0	14	7.1%
Himelfarb, Eric	7	1	0	1	-7	12	0	0	0	0	0	0	21	4.8%
Parse, Scott	7	1	0	1	0	8	0	0	0	0	0	0	6	16.7%
Meech, Derek	7	0	1	1	1	4	0	0	0	0	0	0	15	0.0%
Smith, Dan	7	0	1	1	-1	8	0	0	0	0	0	0	7	0.0%
Emmertson, Cory	2	0	0	0	0	0	0	0	0	0	0	0	0	0.0%
Quincey, Kyle	2	0	0	0	-1	0	0	0	0	0	0	0	4	0.0%
Tardif, Jamie	2	0	0	0	0	0	0	0	0	0	0	0	3	0.0%
Campbell, Jeff	5	0	0	0	0	2	0	0	0	0	0	0	5	0.0%
Ericsson, Jonathan	7	0	0	0	-1	8	0	0	0	0	0	0	5	0.0%
Howard, Jimmy	7	0	0	0	0	4	0	0	0	0	0	0	0	0.0%
McGrath, Evan	7	0	0	0	2	0	0	0	0	0	0	0	5	0.0%
Simon, Ben	7	0	0	0	-2	9	0	0	0	0	0	0	15	0.0%
Bench	7	0	0	0	0	2	0	0	0	0	0	0	0	0.0%
Griffins Totals	7	13	21	34		147	1	1	3	1	2	1	209	6.2%
Opponent Totals	7	16	26	42		97	5	2	4	6	0	2	193	8.3%

PLAYOFFS

Goalie	GP	MIN	GAA	W	L	EN	SO	GA	SAVES	SPCT
Howard, Jimmy	7	434:08	1.93	3	4	2	0	14	177	0.927
Griffins Totals	7	436:59	2.20	3	4	2	0	16	177	0.917
Opponent Totals	7	436:59	1.78	4	3	1	1	13	196	0.938

PLAYOFFS

1st PER		2nd PER		3rd PER		OVERTIME		TOTALS	
GF	GA	GF	GA	GF	GA	GF	GA	GF	GA
4	5	2	3	5	8	2	0	13	16

1st PER		2nd PER		3rd PER		OVERTIME		TOTALS	
SF	SA	SF	SA	SF	SA	SF	SA	SF	SA
62	59	57	62	82	66	8	6	209	193

Power Play: 1-29 (3.4%) 16th of 16 in AHL
Penalty Kill: 43-48 (89.6%) 2nd of 16 in AHL



2006-07 RESULTS

GAME	DATE	OPP/HOME ATT.	SCORE	RECORD
1	10/6	@ Sa	4-5 OTL	0-0-1-0
2	10/7	@ Hou	3-1 W	1-0-1-0
3	10/13	@ Tor	4-2 W	2-0-1-0
4	10/14	OMA (10,834)	3-4 L	2-1-1-0
5	10/20	HOU (3,056)	2-1 W	3-1-1-0
6	10/21	HOU (3,116)	3-4 SOL	3-1-1-1
7	10/25	RCH (3,591)	3-4 L	3-2-1-1
8	10/27	TOR (3,074)	0-4 L	3-3-1-1
9	10/28	PHI (3,412)	6-2 W	4-3-1-1
10	11/3	MTB (3,296)	4-0 W	5-3-1-1
11	11/4	MTB (7,022)	5-4 SOW	6-3-1-1
12	11/7	@ Mtb	1-2 L	6-4-1-1
13	11/8	@ Mtb	1-2 L	6-5-1-1
14	11/10	MIL (3,543)	2-3 OTL	6-5-2-1
15	11/11	ALB (5,149)	2-3 L	6-6-2-1
16	11/14	MIL (8,243)	1-8 L	6-7-2-1
17	11/17	PEO (3,717)	1-3 L	6-8-2-1
18	11/18	@ Chi	3-5 L	6-9-2-1
19	11/24	CHI (6,531)	6-4 W	7-9-2-1
20	11/25	@ Sa	5-3 W	8-9-2-1
21	11/26	@ Hou	1-6 L	8-10-2-1
22	11/29	HAM (3,153)	2-3 SOL	8-10-2-2
23	12/1	RCH (7,051)	4-2 W	9-10-2-2
24	12/2	RCH (9,164)	4-1 W	10-10-2-2
25	12/8	TOR (5,345)	2-3 L	10-11-2-2
26	12/9	@ Tor	2-1 W	11-11-2-2
27	12/13	@ Mil	2-1 SOW	12-11-2-2
28	12/15	MIL (5,643)	3-6 L	12-12-2-2
29	12/16	@ Peo	2-4 L	12-13-2-2
30	12/17	@ Mil	5-8 L	12-14-2-2
31	12/20	IOW (4,521)	3-4 OTL	12-14-3-2
32	12/22	@ Peo	3-2 W	13-14-3-2
33	12/26	PEO (4,650)	3-4 L	13-15-3-2
34	12/29	@ Mil	1-2 OTL	13-15-4-2
35	12/30	HAM (6,011)	2-0 W	14-15-4-2
36	12/31	RCH (8,422)	3-0 W	15-15-4-2
37	1/5	@ Wbs	6-5 W	16-15-4-2
38	1/6	@ Alb	4-3 W	17-15-4-2
39	1/8	@ Phi	3-2 W	18-15-4-2
40	1/10	PEO (4,212)	3-0 W	19-15-4-2

GAME	DATE	OPP/HOME ATT.	SCORE	RECORD
41	1/12	OMA (6,894)	0-4 L	19-16-4-2
42	1/13	WBS (10,834)	4-3 SOW	20-16-4-2
43	1/19	@ Ham	1-2 L	20-17-4-2
44	1/20	@ Ham	1-5 L	20-18-4-2
45	1/24	@ Rch	4-5 L	20-19-4-2
46	1/26	@ Rch	1-5 L	20-20-4-2
47	1/27	TOR (10,834)	6-3 W	21-20-4-2
48	2/7	SYR (4,182)	4-3 W	22-20-4-2
49	2/9	@ low	4-0 W	23-20-4-2
50	2/10	@ low	5-3 W	24-20-4-2
51	2/16	SA (7,012)	5-2 W	25-20-4-2
52	2/17	SA (10,319)	4-2 W	26-20-4-2
53	2/18	@ Peo	3-7 L	26-21-4-2
54	2/21	SYR (7,034)	4-3 SOW	27-21-4-2
55	2/23	@ Peo	4-3 SOW	28-21-4-2
56	2/24	HAM (10,834)	1-0 SOW	29-21-4-2
57	2/25	HAM (6,638)	2-3 L	29-22-4-2
58	2/28	@ Rch	2-3 OTL	29-22-5-2
59	3/3	@ Syr	3-5 L	29-23-5-2
60	3/4	@ Rch	3-1 W	30-23-5-2
61	3/6	PEO (7,489)	5-3 W	31-23-5-2
62	3/9	@ Oma	1-0 W	32-23-5-2
63	3/10	@ Oma	2-6 L	32-24-5-2
64	3/14	IOW (7,546)	4-1 W	33-24-5-2
65	3/16	MTB (10,834)	2-3 SOL	33-24-5-3
66	3/17	MTB (10,500)	2-3 L	33-25-5-3
67	3/18	@ Mil	2-3 OTL	33-25-6-3
68	3/23	@ Mtb	2-3 SOL	33-25-6-4
69	3/24	@ Mtb	3-4 SOL	33-25-6-5
70	3/25	@ Tor	3-5 L	33-26-6-5
71	3/28	MIL (8,449)	3-2 SOW	34-26-6-5
72	3/30	@ Ham	1-4 L	34-27-6-5
73	3/31	CHI (10,834)	2-1 OTW	35-27-6-5
74	4/4	@ Syr	1-3 L	35-28-6-5
75	4/6	TOR (10,834)	4-0 W	36-28-6-5
76	4/7	@ Chi	3-5 L	36-29-6-5
77	4/11	@ Ham	4-3 SOW	37-29-6-5
78	4/13	@ Ham	1-3 L	37-30-6-5
79	4/14	HAM (10,834)	2-4 L	37-31-6-5
80	4/15	@ Tor	1-5 L	37-32-6-5

North Division Semifinals - #4 Grand Rapids lost to #1 Manitoba, 3-4

P1	4/19	@ Mtb	0-1 L	0-1
P2	4/21	@ Mtb	4-1 W	1-1
P3	4/23	MTB (2,754)	2-1 OTW	2-1
P4	4/25	MTB (3,153)	1-4 L	2-2
P5	4/27	MTB (3,598)	4-3 OTW	3-2
P6	4/29	@ Mtb	1-2 L	3-3
P7	5/1	@ Mtb	1-4 L	3-4

OPENING NIGHT LINEUP

1	Liv	G	19	Himelfarb	F
2	Beckett	D	21	Langfeld	F
3	Syvret	D	22	Quincey	D
4	Dan Smith	D	23	Ellis	F
8	Naumenko	D	25	Barney	F
9	Kip Miller	F	26	Brooks	F
11	Kolanos	F	27	Bootland	F
14	Matt Hussey	F	28	Meech	D
16	Oulahen	F	33	Howard	G
17	McGrath	F			

SEASON FINALE LINEUP

1	Liv	G	16	Oulahen	F
4	Dan Smith	D	17	McGrath	F
5	Norton	D	18	Insana	D
6	Ericsson	D	19	Himelfarb	F
8	B. Simon	F	20	Tardif	F
9	Kip Miller	F	23	Ellis	F
10	Kindl	D	27	Bootland	F
11	Mursak	F	28	Meech	D
13	Voce	F	29	Parse	F
14	Matt Hussey	F	33	Howard	G



2005-06 SEASON

**Regular Season – 1st of 7 in North Division, 1st of 14 in Western Conference,
1st of 27 in AHL**

Overall: 55-20-1-4, 115 points
Home: 30-6-1-3, 64 points
Road: 25-14-0-1, 51 points

Playoffs – Lost in Western Conference Finals

North Division Semifinals – Defeated #4 Toronto, 4-1
North Division Finals – Defeated #3 Manitoba, 4-3
Western Conference Finals – Lost to #1 Milwaukee, 0-4



General Manager – Bob McNamara
Head Coach – Greg Ireland
Assistant Coach – Jim Paek
Medical Therapist – Rob Snitzer
Equipment Manager – Brad Thompson

REGULAR SEASON

Player	GP	G	A	PTS	+/-	PIM	PP	SH	GW	FG	OT	UG	SHT	PCT
Hudler, Jiri	76	36	60	96	5	56	11	1	7	5	2	2	242	14.9%
MacLean, Donald	76	56	32	88	18	63	21	0	9	6	2	5	271	20.7%
Manlow, Eric	80	25	48	73	5	44	15	1	2	4	0	0	190	13.2%
Kopecky, Tomas	77	32	40	72	24	123	8	0	3	3	0	2	243	13.2%
Filppula, Valtteri	74	20	50	70	23	30	5	1	4	1	0	0	132	15.2%
McDonell, Kent	77	21	37	58	-11	171	15	1	5	2	0	1	242	8.7%
Bootland, Darryl	77	27	29	56	18	390	11	1	4	6	0	2	150	18.0%
Helmer, Bryan	80	12	44	56	25	138	9	0	3	2	2	0	216	5.6%
DiCasmirro, Nate	72	16	36	52	27	97	3	1	3	4	0	2	100	16.0%
Ellis, Matt	74	20	28	48	18	61	3	3	2	1	0	3	202	9.9%
Wilson, Clay	60	10	27	37	17	40	5	3	3	2	0	1	113	8.8%
Quincey, Kyle	70	7	26	33	15	107	2	0	0	1	0	0	128	5.5%
Himelfarb, Eric	62	10	18	28	-6	60	5	0	3	0	0	0	83	12.0%
Meech, Derek	79	4	16	20	3	85	1	0	0	1	0	0	100	4.0%
Oulahen, Ryan	75	9	10	19	0	20	0	0	0	0	0	0	82	11.0%
Lebda, Brett	25	4	14	18	13	42	2	0	0	0	0	0	55	7.3%
Martens, Nick	67	4	12	16	8	54	3	0	0	1	0	0	53	7.5%
Richards, Travis	13	0	4	4	8	10	0	0	0	0	0	0	6	0.0%
Nelson, Jeff	2	1	2	3	3	6	0	0	1	0	0	0	2	50.0%
Insana, Jon	8	1	2	3	1	6	0	0	0	0	0	0	6	16.7%
Hackert, Michael	16	0	3	3	1	14	0	0	0	0	0	0	20	0.0%
Howard, Jimmy	38	0	3	3	0	17	0	0	0	0	0	0	0	0.0%
Amadio, Greg	64	0	3	3	10	140	0	0	0	0	0	0	26	0.0%
Virtue, Terry	12	1	1	2	2	33	1	0	0	0	0	0	13	7.7%
Keller, Ryan	10	1	0	1	-2	14	0	0	0	0	0	0	21	4.8%
Legace, Manny	1	0	1	1	0	0	0	0	0	0	0	0	0	0.0%
Kindl, Jakob	3	0	1	1	-1	2	0	0	0	0	0	0	2	0.0%
Jackson, Todd	5	0	1	1	1	2	0	0	0	0	0	0	5	0.0%
Bonello, Brad	8	0	1	1	0	12	0	0	0	0	0	0	6	0.0%
MacDonald, Joey	32	0	1	1	0	14	0	0	0	0	0	0	0	0.0%
Koopmans, Logan	1	0	0	0	0	0	0	0	0	0	0	0	0	0.0%
Kronwall, Niklas	1	0	0	0	-1	0	0	0	0	0	0	0	1	0.0%
Cameron, Scott	3	0	0	0	-1	2	0	0	0	0	0	0	4	0.0%
Jorde, Ryan	3	0	0	0	-1	2	0	0	0	0	0	0	3	0.0%
Osgood, Chris	3	0	0	0	0	2	0	0	0	0	0	0	0	0.0%
Angel, Brett	4	0	0	0	1	5	0	0	0	0	0	0	0	0.0%
Adams, John	5	0	0	0	0	0	0	0	0	0	0	0	2	0.0%
MacIntyre, Drew	13	0	0	0	0	0	0	0	0	0	0	0	0	0.0%
Bench	80	6		6		28			6					
Griffins Totals	80	323	550	873		1888	120	12	55	39	6	18	2725	11.9%
Opponent Totals	80	247	413	660		1933	95	11	25	41	1	10	2358	10.5%



2005-06 SEASON

REGULAR SEASON

Goalie	GP	MIN	GAA	W	L	SOL	EN	SO	GA	SAVES	SPCT
Legace, Manny	1	60:00	2.00	1	0	0	0	0	2	20	0.909
Howard, Jimmy	38	2141:28	2.58	27	6	2	2	2	92	927	0.910
MacIntyre, Drew	13	680:37	2.91	8	4	0	2	0	33	287	0.897
MacDonald, Joey	32	1745:10	3.13	17	9	2	5	2	91	789	0.897
Osgood, Chris	3	179:44	3.34	2	1	0	1	0	10	75	0.882
Koopmans, Logan	1	39:46	7.54	0	1	0	0	0	5	13	0.722
Griffins Totals	80	4872:31	3.04	55	21	4	10	4	247	2111	0.895
Opponent Totals	80	4872:31	3.98	25	49	6	3	1	323	2402	0.881

REGULAR SEASON

Scoring by Period

1st PER		2nd PER		3rd PER		OVERTIME		SHOOTOUT		TOTALS	
GF	GA	GF	GA	GF	GA	GF	GA	GF	GA	GF	GA
92	84	105	87	114	71	6	1	6	4	323	247

Shots by Period

1st PER		2nd PER		3rd PER		OVERTIME		TOTALS	
SF	SA	SF	SA	SF	SA	SF	SA	SF	SA
877	775	910	824	875	729	63	30	2725	2358

Power Play: 120-550 (21.8%) 1st of 27 in AHL

Penalty Kill: 467-562 (83.1%) 12th of 27 in AHL

PLAYOFFS

Player	GP	G	A	PTS	+/-	PIM	PP	SH	GW	FG	OT	UG	SHT	PCT
Hudler, Jiri	16	6	16	22	-1	20	3	0	2	0	1	0	60	10.0%
Filppula, Valtteri	16	7	9	16	-4	4	2	0	1	0	0	0	27	25.9%
Bootland, Darryl	16	5	7	12	1	50	1	0	2	0	0	0	36	13.9%
McDonnell, Kent	16	5	4	9	2	20	2	0	0	2	0	0	54	9.3%
Helmer, Bryan	16	1	8	9	2	24	1	0	0	0	0	0	37	2.7%
MacLean, Donald	14	6	2	8	-1	8	3	0	0	1	0	1	33	18.2%
Virtue, Terry	16	0	8	8	-1	42	0	0	0	0	0	0	16	0.0%
Kopecky, Tomas	16	3	4	7	0	25	2	0	1	0	0	0	57	5.3%
DiCasmirro, Nate	16	3	3	6	1	20	0	0	0	1	0	0	31	9.7%
Manlow, Eric	16	3	3	6	1	12	0	0	1	1	1	0	33	9.1%
Ellis, Matt	16	4	1	5	-2	20	0	0	1	2	1	0	43	9.3%
Lebda, Brett	11	1	4	5	-9	8	0	0	0	0	0	0	22	4.5%
Wilson, Clay	16	0	3	3	3	8	0	0	0	0	0	0	19	0.0%
Meech, Derek	16	0	2	2	4	4	0	0	0	0	0	0	24	0.0%
Martens, Nick	7	0	1	1	1	2	0	0	0	0	0	0	0	0.0%
Quincey, Kyle	16	0	1	1	-7	27	0	0	0	0	0	0	17	0.0%
Amadio, Greg	3	0	0	0	-1	0	0	0	0	0	0	0	0	0.0%
MacIntyre, Drew	5	0	0	0	0	0	0	0	0	0	0	0	0	0.0%
Howard, Jimmy	13	0	0	0	0	4	0	0	0	0	0	0	0	0.0%
Keller, Ryan	13	0	0	0	1	0	0	0	0	0	0	0	9	0.0%
Himelfarb, Eric	16	0	0	0	-2	12	0	0	0	0	0	0	16	0.0%
Oulahen, Ryan	16	0	0	0	-2	2	0	0	0	0	0	0	10	0.0%
Bench	16	0	0	0	0	0	0	0	0	0	0	0	0	0.0%
Griffins Totals	16	44	76	120		312	14	0	8	7	3	1	544	8.1%
Opponent Totals	16	52	90	142		281	19	4	8	9	0	3	502	10.4%

PLAYOFFS

Goalie	GP	MIN	GAA	W	L	EN	SO	GA	SAVES	SPCT
MacIntyre, Drew	5	259:41	1.62	3	1	1	0	7	110	0.940
Howard, Jimmy	13	762:39	3.46	5	7	0	0	44	340	0.885
Griffins Totals	16	1029:10	3.03	8	8	1	0	52	450	0.896
Opponent Totals	16	1029:10	2.57	8	8	1	1	44	500	0.919

PLAYOFFS

Scoring by Period

1st PER		2nd PER		3rd PER		OVERTIME		TOTALS	
GF	GA	GF	GA	GF	GA	GF	GA	GF	GA
17	21	10	17	14	14	3	0	44	52

Shots by Period

1st PER		2nd PER		3rd PER		OVERTIME		TOTALS	
SF	SA	SF	SA	SF	SA	SF	SA	SF	SA
166	182	163	154	163	141	52	25	544	502

Power Play: 14-104 (13.5%) 14th of 16 in AHL

Penalty Kill: 99-118 (83.9%) T6th of 16 in AHL



2005-06 RESULTS

GAME	DATE	OPP/HOME ATT.	SCORE	RECORD	GAME	DATE	OPP/HOME ATT.	SCORE	RECORD
1	10/8	MIL (10,834)	6-3 W	1-0-0-0	41	1/13	CHI (5,579)	5-4 SOW	27-11-1-2
2	10/12	@ Cle	5-2 W	2-0-0-0	42	1/14	MIL (6,666)	3-2 OTW	28-11-1-2
3	10/14	@ Ham	3-1 W	3-0-0-0	43	1/18	IOW (3,709)	6-3 W	29-11-1-2
4	10/15	HOU (3,867)	2-3 L	3-1-0-0	44	1/20	TOR (4,707)	3-5 L	29-12-1-2
5	10/19	@ Sa	6-3 W	4-1-0-0	45	1/21	TOR (10,834)	6-5 W	30-12-1-2
6	10/21	@ Hou	3-7 L	4-2-0-0	46	1/25	SA (4,043)	3-2 W	31-12-1-2
7	10/22	OMA (5,206)	3-1 W	5-2-0-0	47	1/27	@ Oma	3-2 W	32-12-1-2
8	10/28	IOW (3,913)	6-2 W	6-2-0-0	48	1/28	@ Peo	4-2 W	33-12-1-2
9	10/29	HOU (4,009)	5-6 SOL	6-2-0-1	49	1/29	@ low	3-4 SOL	33-12-1-3
10	11/4	SYR (4,021)	5-2 W	7-2-0-1	50	2/3	@ Mil	5-4 OTW	34-12-1-3
11	11/5	SYR (10,834)	3-2 W	8-2-0-1	51	2/4	SYR (10,834)	7-1 W	35-12-1-3
12	11/6	@ Ham	3-1 W	9-2-0-1	52	2/10	PHI (5,011)	4-0 W	36-12-1-3
13	11/12	@ Ham	2-5 L	9-3-0-1	53	2/11	PEO (6,165)	4-2 W	37-12-1-3
14	11/15	MTB (6,683)	5-4 SOW	10-3-0-1	54	2/14	MTB (3,590)	3-5 L	37-13-1-3
15	11/18	CLE (4,544)	6-3 W	11-3-0-1	55	2/16	@ Cle	9-2 W	38-13-1-3
16	11/19	@ Cle	5-3 W	12-3-0-1	56	2/17	HAM (5,325)	2-3 L	38-14-1-3
17	11/20	@ Tor	3-1 W	13-3-0-1	57	2/18	MTB (10,834)	2-3 SOL	38-14-1-4
18	11/22	@ Mtb	4-2 W	14-3-0-1	58	2/22	@ Rch	4-0 W	39-14-1-4
19	11/23	@ Mtb	3-2 SOW	15-3-0-1	59	2/24	@ Phi	2-4 L	39-15-1-4
20	11/26	HAM (5,398)	5-6 SOL	15-3-0-2	60	2/25	@ Syr	5-4 SOW	40-15-1-4
21	11/29	@ low	2-3 L	15-4-0-2	61	2/26	@ Her	4-3 W	41-15-1-4
22	12/1	@ Oma	4-3 SOW	16-4-0-2	62	3/1	CLE (3,745)	5-1 W	42-15-1-4
23	12/2	@ Peo	4-7 L	16-5-0-2	63	3/3	@ Chi	2-5 L	42-16-1-4
24	12/3	MIL (10,834)	5-4 OTW	17-5-0-2	64	3/5	RCH (5,785)	6-1 W	43-16-1-4
25	12/7	HAM (3,568)	4-3 W	18-5-0-2	65	3/8	PEO (3,671)	5-4 OTW	44-16-1-4
26	12/9	@ Mil	2-5 L	18-6-0-2	66	3/12	@ Chi	7-3 W	45-16-1-4
27	12/10	CLE (5,059)	2-4 L	18-7-0-2	67	3/14	@ Mil	5-3 W	46-16-1-4
28	12/14	@ Tor	0-5 L	18-8-0-2	68	3/15	MTB (4,051)	3-2 SOW	47-16-1-4
29	12/16	@ Rch	1-4 L	18-9-0-2	69	3/17	CLE (8,740)	3-2 W	48-16-1-4
30	12/17	@ Tor	3-6 L	18-10-0-2	70	3/18	TOR (10,834)	4-3 OTW	49-16-1-4
31	12/18	@ Syr	4-3 W	19-10-0-2	71	3/23	@ Cle	4-1 W	50-16-1-4
32	12/21	@ Mil	5-0 W	20-10-0-2	72	3/25	RCH (10,834)	4-1 W	51-16-1-4
33	12/22	HER (4,056)	6-4 W	21-10-0-2	73	3/26	RCH (7,466)	3-2 W	52-16-1-4
34	12/23	CLE (4,420)	4-1 W	22-10-0-2	74	3/31	@ Mtb	5-4 OTW	53-16-1-4
35	12/28	OMA (4,650)	5-4 W	23-10-0-2	75	4/1	@ Mtb	2-4 L	53-17-1-4
36	12/30	HAM (5,916)	7-2 W	24-10-0-2	76	4/5	@ Cle	5-6 L	53-18-1-4
37	12/31	CHI (10,004)	3-4 OTL	24-10-1-2	77	4/8	@ Syr	6-0 W	54-18-1-4
38	1/4	@ Ham	1-4 L	24-11-1-2	78	4/9	@ Rch	4-6 L	54-19-1-4
39	1/6	@ Hou	6-5 W	25-11-1-2	79	4/14	SA (10,834)	4-2 W	55-19-1-4
40	1/7	@ Sa	5-2 W	26-11-1-2	80	4/15	MIL (10,834)	3-5 L	55-20-1-4

North Division Semifinals - #1 Grand Rapids defeated #4 Toronto, 4-1

P1	4/21	TOR (3,506)	6-5 3OTW	1-0
P2	4/22	TOR (4,267)	3-6 L	1-1
P3	4/24	@ Tor	4-1 W	2-1
P4	4/26	@ Tor	3-2 W	3-1
P5	4/28	@ Tor	2-1 2OTW	4-1

North Division Finals - #1 Grand Rapids defeated #3 Manitoba, 4-3

P6	5/5	MTB (3,858)	1-3 L	0-1
P7	5/6	MTB (4,064)	3-2 W	1-1
P8	5/9	@ Mtb	5-4 OTW	2-1
P9	5/11	@ Mtb	1-5 L	2-2
P10	5/13	@ Mtb	3-2 W	3-2
P11	5/15	MTB (2,707)	1-3 L	3-3
P12	5/16	MTB (2,450)	5-4 W	4-3

Western Finals - #1 Grand Rapids lost to #1 Milwaukee, 0-4

P13	5/18	MIL (2,620)	0-4 L	0-1
P14	5/20	MIL (5,047)	1-2 L	0-2
P15	5/22	@ Mil	2-3 L	0-3
P16	5/24	@ Mil	4-5 L	0-4

OPENING NIGHT LINEUP

1	MacIntyre	G	20	Helmer	D
2	Amadio	D	22	Quincey	D
7	Manlow	F	23	Ellis	F
9	Kopecky	F	26	Hudler	F
10	MacLean	F	27	Bootland	F
12	McDonell	F	28	Meech	D
13	Lebda	D	35	Koopmans	G
14	DiCasmirro	F	42	Hackert	F
15	V. Filppula	F	44	Insana	D
19	Himelfarb	F			

SEASON FINALE LINEUP

1	MacIntyre	G	15	V. Filppula	F
2	Amadio	D	16	Oulahen	F
3	C. Wilson	D	19	Himelfarb	F
4	Virtue	D	20	Helmer	D
7	Manlow	F	22	Quincey	D
9	Kopecky	F	23	Ellis	F
10	MacLean	F	26	Hudler	F
12	McDonell	F	27	Bootland	F
13	Lebda	D	28	Meech	D
14	DiCasmirro	F	33	Howard	G



2004-05 SEASON

Regular Season – 5th of 7 in West Division, 9th of 14 in Western Conference, 17th of 28 in AHL

Overall: 41-35-2-2, 86 points
 Home: 19-18-2-1, 41 points
 Road: 22-17-0-1, 45 points

Playoffs – Did Not Qualify

General Manager – Bob McNamara
Head Coaches – Danton Cole, Greg Ireland (promoted 2/10/05)
Assistant Coaches – Greg Ireland, Chris Cichocki (hired 2/18/05)
Medical Therapist – Rob Snitzer
Equipment Manager – Brad Thompson



REGULAR SEASON

Player	GP	G	A	PTS	+/-	PIM	PP	SH	GW	FG	OT	UG	SHT	PCT
Kronwall, Niklas	76	13	40	53	6	53	3	0	2	0	0	1	150	8.7%
Miller, Kip	50	13	32	45	-3	17	7	0	1	2	1	0	99	13.1%
Himelfarb, Eric	76	19	24	43	-6	59	8	2	3	3	0	2	151	12.6%
Manlow, Eric	61	21	20	41	-4	24	10	0	3	3	1	1	159	13.2%
Ellis, Matt	79	18	23	41	10	59	1	4	1	4	0	1	231	7.8%
Bootland, Darryl	78	14	20	34	5	336	1	1	6	3	1	1	155	9.0%
Hudler, Jiri	52	12	22	34	1	10	4	0	2	0	0	1	111	10.8%
Sloan, Blake	78	15	11	26	-3	68	4	1	3	1	1	2	187	8.0%
Robinson, Todd	40	7	19	26	5	6	3	0	1	1	0	1	70	10.0%
Helmer, Bryan	80	7	18	25	11	64	5	1	2	1	0	0	180	3.9%
Robinson, Nathan	50	8	16	24	-5	10	3	0	2	3	0	0	88	9.1%
Vandermeer, Peter	73	4	13	17	4	310	0	0	0	2	0	0	82	4.9%
Kopecky, Tomas	48	8	8	16	1	35	2	0	2	3	1	0	87	9.2%
Barnes, Ryan	69	7	8	15	1	167	0	0	2	1	0	0	85	8.2%
Meech, Derek	78	6	8	14	-2	40	1	0	1	1	0	1	101	5.9%
Lebda, Brett	80	2	10	12	-1	34	0	0	0	1	0	0	99	2.0%
Groulx, Danny	53	1	11	12	-2	90	0	0	0	0	0	0	79	1.3%
Panzer, Jeff	20	6	3	9	4	11	2	0	1	0	0	0	42	14.3%
Hartlieb, Ernie	44	3	6	9	-4	23	0	0	1	2	0	0	38	7.9%
Kelly, Brent	22	3	4	7	0	4	0	0	0	1	0	0	45	6.7%
Eaton, Mark	29	3	3	6	2	21	1	1	1	0	0	0	50	6.0%
Richards, Travis	35	1	3	4	0	30	0	0	0	0	0	0	26	3.8%
Karlander, Kory	36	1	2	3	-4	34	0	0	0	0	0	0	30	3.3%
MacDonald, Joey	66	0	3	3	0	8	0	0	0	0	0	0	0	0.0%
Jackson, Todd	30	0	2	2	-4	10	0	0	0	0	0	0	22	0.0%
Amadio, Greg	35	0	2	2	0	96	0	0	0	0	0	0	20	0.0%
Hutchins, Jeff	12	1	0	1	1	45	0	0	0	0	0	0	8	12.5%
Bouchard, Robin	4	0	1	1	0	6	0	0	0	0	0	0	11	0.0%
Insana, Jon	8	0	1	1	-7	2	0	0	0	0	0	0	12	0.0%
Ballantyne, Paul	23	0	1	1	0	10	0	0	0	0	0	0	7	0.0%
Ayers, Mike	1	0	0	0	0	0	0	0	0	0	0	0	0	0.0%
Legault, Jay	2	0	0	0	-1	0	0	0	0	0	0	0	0	0.0%
Edwardson, Derek	3	0	0	0	0	0	0	0	0	0	0	0	3	0.0%
Lundbohm, Bryan	3	0	0	0	-2	0	0	0	0	0	0	0	4	0.0%
Parillo, Nick	4	0	0	0	-2	9	0	0	0	0	0	0	6	0.0%
MacIntyre, Drew	24	0	0	0	0	0	0	0	0	0	0	0	0	0.0%
Bench	80	7		7		30			7					
Griffins Totals	80	200	334	534		1721	55	10	41	32	6	11	2445	8.2%
Opponent Totals	80	200	348	548		1615	63	6	39	48	2	10	2422	8.3%

REGULAR SEASON

Goalie	GP	MIN	GAA	W	L	SOL	EN	SO	GA	SAVES	SPCT
MacDonald, Joey	66	3754:40	2.29	34	29	2	4	5	143	1785	0.926
MacIntyre, Drew	24	1048:33	2.69	7	8	0	2	1	47	431	0.902
Ayers, Mike	1	19:57	6.02	0	0	0	0	0	2	6	0.750
Griffins Totals	80	4856:37	2.47	41	37	2	6	6	200	2222	0.917
Opponent Totals	80	4856:37	2.47	39	34	7	6	9	200	2245	0.918

REGULAR SEASON

1st PER		2nd PER		Scoring by Period				SHOOTOUT		TOTALS	
GF	GA	GF	GA	GF	GA	GF	GA	GF	GA	GF	GA
63	64	73	73	51	59	6	2	7	2	200	200

1st PER		2nd PER		Shots by Period				OVERTIME		TOTALS	
SF	SA	SF	SA	SF	SA	SF	SA	SF	SA	SF	SA
818	778	798	848	785	754			44	42	2445	2422
Power Play:		55-393 (14.0%)		23rd of 28 in AHL							
Penalty Kill:		367-430 (85.3%)		12th of 28 in AHL							



2004-05 RESULTS

GAME	DATE	OPP/HOME ATT.	SCORE	RECORD
1	10/15	CLE (10,834)	3-2 SOW	1-0-0-0
2	10/16	@ Chi	5-1 W	2-0-0-0
3	10/22	@ Sa	3-1 W	3-0-0-0
4	10/24	@ Sa	4-3 OTW	4-0-0-0
5	10/26	RCH (3,810)	4-0 W	5-0-0-0
6	10/29	CHI (5,320)	1-2 L	5-1-0-0
7	10/30	SA (4,226)	3-4 L	5-2-0-0
8	11/5	HOU (5,127)	3-4 OTL	5-2-1-0
9	11/6	HOU (4,735)	0-1 L	5-3-1-0
10	11/12	HOU (5,077)	1-0 W	6-3-1-0
11	11/13	SA (8,084)	3-2 W	7-3-1-0
12	11/16	CIN (5,515)	2-1 W	8-3-1-0
13	11/18	CHI (4,640)	2-6 L	8-4-1-0
14	11/19	@ Cle	3-2 W	9-4-1-0
15	11/20	CLE (5,561)	5-0 W	10-4-1-0
16	11/24	@ Cin	4-3 SOW	11-4-1-0
17	11/26	CHI (7,291)	1-3 L	11-5-1-0
18	11/27	@ Chi	3-2 OTW	12-5-1-0
19	11/28	CIN (3,650)	2-1 SOW	13-5-1-0
20	12/3	@ Mil	1-0 W	14-5-1-0
21	12/4	UTA (7,638)	2-1 W	15-5-1-0
22	12/7	@ Stj	2-3 L	15-6-1-0
23	12/8	@ Stj	5-4 W	16-6-1-0
24	12/10	@ Cin	3-2 W	17-6-1-0
25	12/11	CHI (7,550)	2-3 L	17-7-1-0
26	12/15	@ Uta	4-2 W	18-7-1-0
27	12/17	@ Uta	1-3 L	18-8-1-0
28	12/18	CLE (6,511)	0-2 L	18-9-1-0
29	12/22	@ Cle	2-3 SOL	18-9-1-1
30	12/23	@ Chi	1-3 L	18-10-1-1
31	12/26	CIN (5,020)	1-2 L	18-11-1-1
32	12/28	CIN (6,094)	4-5 L	18-12-1-1
33	12/31	HAM (9,420)	0-5 L	18-13-1-1
34	1/7	@ Ham	2-5 L	18-14-1-1
35	1/8	@ Cle	0-2 L	18-15-1-1
36	1/9	@ Cle	4-0 W	19-15-1-1
37	1/14	STJ (6,035)	2-3 L	19-16-1-1
38	1/15	MIL (8,500)	2-3 L	19-17-1-1
39	1/21	CHI (6,610)	6-3 W	20-17-1-1
40	1/23	@ Hou	4-3 SOW	21-17-1-1

GAME	DATE	OPP/HOME ATT.	SCORE	RECORD
41	1/26	@ Edm	0-3 L	21-18-1-1
42	1/27	@ Edm	1-3 L	21-19-1-1
43	1/29	MIL (8,056)	2-3 L	21-20-1-1
44	1/31	@ Mtb	0-2 L	21-21-1-1
45	2/1	@ Mtb	5-1 W	22-21-1-1
46	2/4	@ Phi	4-1 W	23-21-1-1
47	2/5	@ Rch	2-4 L	23-22-1-1
48	2/9	HOU (4,050)	3-1 W	24-22-1-1
49	2/11	UTA (6,629)	2-5 L	24-23-1-1
50	2/18	MIL (7,074)	3-2 SOW	25-23-1-1
51	2/19	@ Cin	0-3 L	25-24-1-1
52	2/20	PHI (5,178)	1-6 L	25-25-1-1
53	2/25	MIL (5,850)	4-2 W	26-25-1-1
54	2/26	SA (10,061)	2-1 OTW	27-25-1-1
55	2/27	@ Cin	3-2 W	28-25-1-1
56	3/2	STJ (4,056)	2-3 OTL	28-25-2-1
57	3/5	@ Chi	3-2 OTW	29-25-2-1
58	3/6	@ Mil	0-1 L	29-26-2-1
59	3/7	@ Hou	1-3 L	29-27-2-1
60	3/9	MTB (4,591)	2-4 L	29-28-2-1
61	3/11	MTB (6,502)	3-2 OTW	30-28-2-1
62	3/12	HAM (8,065)	4-1 W	31-28-2-1
63	3/18	EDM (8,511)	0-2 L	31-29-2-1
64	3/19	@ Chi	4-3 W	32-29-2-1
65	3/20	EDM (6,683)	4-1 W	33-29-2-1
66	3/23	@ Mil	4-3 OTW	34-29-2-1
67	3/25	@ Hou	3-2 SOW	35-29-2-1
68	3/26	@ Sa	2-1 W	36-29-2-1
69	3/27	@ Hou	2-3 L	36-30-2-1
70	3/29	CLE (5,486)	5-0 W	37-30-2-1
71	4/1	UTA (9,578)	1-2 SOL	37-30-2-2
72	4/2	UTA (9,119)	4-3 SOW	38-30-2-2
73	4/3	@ Ham	1-4 L	38-31-2-2
74	4/7	@ Sa	7-4 W	39-31-2-2
75	4/8	@ Uta	4-2 W	40-31-2-2
76	4/9	@ Uta	3-4 L	40-32-2-2
77	4/12	@ Mil	1-4 L	40-33-2-2
78	4/15	CIN (9,125)	4-3 W	41-33-2-2
79	4/16	SA (10,537)	2-6 L	41-34-2-2
80	4/17	@ Cin	2-3 L	41-35-2-2

OPENING NIGHT LINEUP

1	MacIntyre	G	19	Himelfarb	F
4	Groulx	D	20	Helmer	D
5	Kronwall	D	22	Ballantyne	D
7	Manlow	F	23	Ellis	F
8	N. Robinson	F	24	Richards	D
9	Kopecky	F	26	Hudler	F
11	Sloan	F	28	Meech	D
13	Lebda	D	31	MacDonald	G
17	T. Jackson	F	33	Karlander	F
18	Vandermeer	F			

SEASON FINALE LINEUP

1	MacIntyre	G	19	Himelfarb	F
2	Amadio	D	20	Helmer	D
3	Insana	D	21	B. Kelly	F
7	Manlow	F	23	Ellis	F
9	Kopecky	F	25	Barnes	F
11	Sloan	F	26	Hudler	F
13	Lebda	D	27	Bootland	F
14	Kip Miller	F	28	Meech	D
16	Panzer	F	34	Ayers	G
18	Vandermeer	F	44	Eaton	D

2013-14 SEASON



2003-04 SEASON

Regular Season – 2nd of 7 in West Division, 2nd of 14 in Western Conference, 5th of 28 in AHL

Overall: 44-28-8-0, 96 points
Home: 24-10-6-0, 54 points
Road: 20-18-2-0, 42 points

Playoffs – Lost in West Division Semifinals

West Division Semifinals – Lost to #3 Chicago, 0-4



General Manager – Bob McNamara

Head Coach – Danton Cole

Assistant Coaches – Greg Ireland, Derek King

Medical Therapist – Rob Snitzer

Equipment Manager – Brad Thompson

REGULAR SEASON

Player	GP	G	A	PTS	+/-	PIM	PP	SH	GW	GT	FG	OT	UG	SHT	PCT
Picard, Michel	75	17	37	54	2	35	8	0	1	1	5	0	0	185	9.2%
Robinson, Nathan	69	24	26	50	8	41	11	2	6	0	2	0	1	160	15.0%
Hudler, Jiri	57	17	32	49	16	46	4	0	4	0	4	1	1	135	12.6%
Miller, Kevin	74	27	21	48	0	22	11	2	10	0	4	3	0	163	16.6%
Nelson, Jeff	64	14	30	44	13	43	4	0	4	0	3	0	1	124	11.3%
King, Derek	77	9	21	30	-1	19	5	0	1	1	5	0	0	136	6.6%
Boisvert, Hugo	80	9	16	25	-8	48	3	2	1	2	1	1	2	100	9.0%
Richards, Travis	76	2	22	24	1	48	1	0	0	0	1	0	0	95	2.1%
Karlander, Kory	67	10	13	23	5	83	2	1	4	1	1	1	1	97	10.3%
Groulx, Danny	79	8	13	21	20	93	2	0	1	0	5	0	0	120	6.7%
Myrvold, Anders	71	0	21	21	3	94	0	0	0	0	0	0	0	101	0.0%
Barnes, Ryan	69	6	13	19	6	175	0	0	1	0	3	0	0	69	8.7%
Ellis, Matt	64	5	10	15	-4	23	0	0	2	0	2	0	2	139	3.6%
Bootland, Darryl	54	12	2	14	-8	175	2	0	2	0	2	0	0	97	12.4%
Mowers, Mark	16	8	6	14	5	4	3	1	3	0	2	0	1	36	22.2%
Kronwall, Niklas	25	2	11	13	6	20	1	0	0	0	1	0	0	45	4.4%
Kopecny, Tomas	48	6	6	12	-3	28	2	0	2	0	1	0	0	78	7.7%
Van Drunen, Dave	80	2	7	9	4	104	0	0	0	0	1	0	0	86	2.3%
Schneekloth, Aaron	56	1	7	8	5	14	0	0	0	0	1	0	0	35	2.9%
Bonni, Ryan	54	1	6	7	4	98	0	0	0	0	0	0	0	38	2.6%
Sloan, Blake	7	4	2	6	4	4	0	0	2	0	2	0	0	32	12.5%
Himelfarb, Eric	7	2	3	5	6	2	0	0	0	0	0	0	1	12	16.7%
Brisson, David	33	3	1	4	-3	2	0	0	0	0	0	0	0	24	12.5%
Henkel, Jim	15	2	1	3	3	4	0	0	0	0	0	0	0	5	40.0%
Skarperud, Tim	18	2	1	3	1	10	0	0	0	0	0	0	1	12	16.7%
MacDonald, Joey	39	0	3	3	0	4	0	0	0	0	0	0	0	0	0.0%
Ballantyne, Paul	9	1	1	2	-1	6	0	0	0	0	0	0	0	9	11.1%
Lamothe, Marc	43	0	2	2	0	2	0	0	0	0	0	0	0	0	0.0%
Baxter, Jim	2	1	0	1	1	0	1	0	0	0	0	0	0	4	25.0%
Bilotto, Nic	4	0	1	1	0	0	0	0	0	0	0	0	0	6	0.0%
Lebda, Brett	6	0	1	1	-1	0	0	0	0	0	0	0	0	10	0.0%
Joseph, Curtis	1	0	0	0	0	0	0	0	0	0	0	0	0	0	0.0%
Rennette, Tyler	2	0	0	0	-2	0	0	0	0	0	0	0	0	0	0.0%
Rivers, Jamie	2	0	0	0	-1	4	0	0	0	0	0	0	0	9	0.0%
Bench	80					38									
Griffins Totals	80	195	336	531		1279	60	8	44	5	46	6	11	2162	9.0%
Opponent Totals	80	166	294	460		1253	50	10	28	3	34	0	5	2334	7.1%



2003-04 SEASON

REGULAR SEASON

Goalie	GP	MIN	GAA	W	L	T	EN	SO	GA	SAVES	SPCT
Joseph, Curtis	1	60:00	1.00	1	0	0	0	0	1	20	0.952
MacDonald, Joey	39	2248:49	1.97	22	12	3	2	6	74	1087	0.936
Lamothe, Marc	43	2534:33	2.06	21	16	5	2	4	87	1061	0.924
Griffins Totals	80	4855:49	2.05	44	28	8	4	10	166	2168	0.929
Opponent Totals	80	4855:49	2.41	28	44	8	8	9	195	1967	0.910

REGULAR SEASON

1st PER		2nd PER		Scoring by Period				OVERTIME		TOTALS	
GF	GA	GF	GA	GF	GA	GF	GA	GF	GA	GF	GA
66	55	65	68	58	43			6	0	195	166

1st PER		2nd PER		Shots by Period				OVERTIME		TOTALS	
SF	SA	SF	SA	SF	SA	SF	SA	SF	SA	SF	SA
682	788	776	802	664	720			40	24	2162	2334
Power Play:		60-362 (16.6%)		T5th of 28 in AHL							
Penalty Kill:		334-384 (87.0%)		9th of 28 in AHL							

PLAYOFFS

Player	GP	G	A	PTS	+/-	PIM	PP	SH	GW	FG	OT	UG	SHT	PCT
Hudler, Jiri	4	1	5	6	-1	2	1	0	0	0	0	0	11	9.1%
Miller, Kevin	4	3	0	3	-4	5	1	0	0	0	0	0	10	30.0%
Himelfarb, Eric	4	0	3	3	-5	0	0	0	0	0	0	0	4	0.0%
King, Derek	4	0	2	2	-1	0	0	0	0	0	0	0	7	0.0%
Nelson, Jeff	4	1	0	1	-3	4	0	0	0	1	0	0	7	14.3%
Richards, Travis	4	1	0	1	-6	2	1	0	0	0	0	0	13	7.7%
Bootland, Darryl	4	0	1	1	0	2	0	0	0	0	0	0	12	0.0%
Myrvoid, Anders	4	0	1	1	-5	2	0	0	0	0	0	0	9	0.0%
Bilotto, Nic	1	0	0	0	0	0	0	0	0	0	0	0	0	0.0%
Kopecky, Tomas	1	0	0	0	-3	2	0	0	0	0	0	0	1	0.0%
MacDonald, Joey	1	0	0	0	0	2	0	0	0	0	0	0	0	0.0%
Groulx, Danny	3	0	0	0	1	0	0	0	0	0	0	0	5	0.0%
Robinson, Nathan	3	0	0	0	-3	2	0	0	0	0	0	0	4	0.0%
Barnes, Ryan	4	0	0	0	-3	7	0	0	0	0	0	0	2	0.0%
Boisvert, Hugo	4	0	0	0	-3	8	0	0	0	0	0	0	3	0.0%
Bonni, Ryan	4	0	0	0	-4	8	0	0	0	0	0	0	7	0.0%
Ellis, Matt	4	0	0	0	-2	2	0	0	0	0	0	0	9	0.0%
Karlander, Kory	4	0	0	0	-2	0	0	0	0	0	0	0	1	0.0%
Lamothe, Marc	4	0	0	0	0	4	0	0	0	0	0	0	0	0.0%
Lebda, Brett	4	0	0	0	-3	2	0	0	0	0	0	0	9	0.0%
Picard, Michel	4	0	0	0	-5	2	0	0	0	0	0	0	4	0.0%
Van Drunen, Dave	4	0	0	0	-4	8	0	0	0	0	0	0	5	0.0%
Bench	4				0									
Griffins Totals	4	6	12	18		64	3	0	0	1	0	0	123	4.9%
Opponent Totals	4	17	33	50		74	3	1	4	3	1	0	133	12.8%

PLAYOFFS

Goalie	GP	MIN	GAA	W	L	EN	SO	GA	SAVES	SPCT
Lamothe, Marc	4	199:56	3.60	0	3	1	0	12	97	0.890
MacDonald, Joey	1	39:46	6.04	0	1	0	0	4	19	0.826
Griffins Totals	4	240:58	4.23	0	4	1	0	17	116	0.872
Opponent Totals	4	240:58	1.49	4	0	0	1	6	117	0.951

PLAYOFFS

1st PER		2nd PER		Scoring by Period				OVERTIME		TOTALS	
GF	GA	GF	GA	GF	GA	GF	GA	GF	GA	GF	GA
2	7	0	5	4	4			0	1	6	17

1st PER		2nd PER		Shots by Period				OVERTIME		TOTALS	
SF	SA	SF	SA	SF	SA	SF	SA	SF	SA	SF	SA
32	51	41	46	50	35			0	1	123	133
Power Play:		3-20 (15.0%)		8th of 20 in AHL							
Penalty Kill:		19-22 (86.4%)		8th of 20 in AHL							



2003-04 RESULTS

GAME	DATE	OPP/HOME ATT.	SCORE	RECORD	GAME	DATE	OPP/HOME ATT.	SCORE	RECORD
1	10/11	@ Chi	3-2 OTW	1-0-0-0	41	1/14	MTB (3,883)	3-3 T	23-12-6-0
2	10/17	@ Cle	0-2 L	1-1-0-0	42	1/16	CHI (5,613)	4-3 OTW	24-12-6-0
3	10/18	HOU (10,834)	4-2 W	2-1-0-0	43	1/17	STJ (9,069)	2-1 OTW	25-12-6-0
4	10/19	@ Ham	4-3 OTW	3-1-0-0	44	1/21	RCH (4,259)	2-2 T	25-12-7-0
5	10/24	UTA (8,031)	4-1 W	4-1-0-0	45	1/23	SA (6,288)	5-0 W	26-12-7-0
6	10/25	@ Cin	1-4 L	4-2-0-0	46	1/24	CLE (7,773)	4-2 W	27-12-7-0
7	10/26	@ Ham	3-1 W	5-2-0-0	47	1/25	@ Mil	1-1 T	27-12-8-0
8	10/29	TOR (4,023)	3-3 T	5-2-1-0	48	1/30	@ Uta	0-1 L	27-13-8-0
9	10/31	@ Cin	3-2 W	6-2-1-0	49	1/31	@ Uta	5-2 W	28-13-8-0
10	11/1	@ Chi	3-4 L	6-3-1-0	50	2/4	CIN (4,239)	1-0 W	29-13-8-0
11	11/5	CIN (3,808)	1-4 L	6-4-1-0	51	2/6	CHI (6,752)	3-2 W	30-13-8-0
12	11/8	HAM (8,010)	2-2 T	6-4-2-0	52	2/7	@ Cin	1-3 L	30-14-8-0
13	11/11	HOU (6,376)	6-2 W	7-4-2-0	53	2/13	MTB (7,519)	4-0 W	31-14-8-0
14	11/13	SA (3,887)	2-2 T	7-4-3-0	54	2/14	HOU (7,076)	3-0 W	32-14-8-0
15	11/14	@ Mil	4-1 W	8-4-3-0	55	2/16	@ Hou	3-1 W	33-14-8-0
16	11/15	SA (7,069)	0-2 L	8-5-3-0	56	2/18	@ Hou	1-4 L	33-15-8-0
17	11/19	HOU (3,926)	1-3 L	8-6-3-0	57	2/20	HAM (7,102)	2-1 OTW	34-15-8-0
18	11/21	@ Stj	3-1 W	9-6-3-0	58	2/21	MIL (9,027)	2-1 W	35-15-8-0
19	11/22	@ Stj	3-3 T	9-6-4-0	59	2/26	UTA (4,314)	2-0 W	36-15-8-0
20	11/23	@ Tor	3-1 W	10-6-4-0	60	2/27	CHI (7,077)	4-2 W	37-15-8-0
21	11/26	@ Chi	3-0 W	11-6-4-0	61	2/29	PHI (7,527)	3-5 L	37-16-8-0
22	11/28	CHI (7,590)	3-2 W	12-6-4-0	62	3/4	@ Sa	2-3 L	37-17-8-0
23	11/30	@ Cin	2-0 W	13-6-4-0	63	3/5	@ Hou	3-1 W	38-17-8-0
24	12/5	MIL (5,158)	2-1 W	14-6-4-0	64	3/6	@ Sa	2-1 W	39-17-8-0
25	12/6	STJ (9,038)	3-1 W	15-6-4-0	65	3/8	@ Hou	1-4 L	39-18-8-0
26	12/10	@ Cle	3-4 L	15-7-4-0	66	3/12	MIL (8,101)	1-2 L	39-19-8-0
27	12/12	HOU (5,517)	1-2 L	15-8-4-0	67	3/13	CIN (10,834)	1-0 W	40-19-8-0
28	12/13	@ Mil	2-1 W	16-8-4-0	68	3/17	TOR (4,596)	0-6 L	40-20-8-0
29	12/17	SA (4,221)	4-1 W	17-8-4-0	69	3/19	@ Rch	1-2 L	40-21-8-0
30	12/19	@ Mtb	0-3 L	17-9-4-0	70	3/21	@ Phi	3-2 W	41-21-8-0
31	12/21	@ Mtb	4-3 W	18-9-4-0	71	3/24	CIN (6,077)	1-2 L	41-22-8-0
32	12/26	CIN (8,304)	3-0 W	19-9-4-0	72	3/26	@ Uta	0-4 L	41-23-8-0
33	12/27	@ Cin	4-1 W	20-9-4-0	73	3/27	@ Uta	3-4 L	41-24-8-0
34	12/31	UTA (9,079)	0-1 L	20-10-4-0	74	3/31	MIL (6,086)	6-3 W	42-24-8-0
35	1/2	@ Chi	1-4 L	20-11-4-0	75	4/2	CHI (8,024)	0-3 L	42-25-8-0
36	1/3	@ Mil	0-7 L	20-12-4-0	76	4/3	@ Chi	1-2 L	42-26-8-0
37	1/9	UTA (6,044)	2-2 T	20-12-5-0	77	4/4	@ Tor	6-0 W	43-26-8-0
38	1/10	CLE (8,024)	4-3 OTW	21-12-5-0	78	4/9	SA (8,919)	3-2 W	44-26-8-0
39	1/11	@ Sa	6-2 W	22-12-5-0	79	4/10	@ Hou	1-3 L	44-27-8-0
40	1/13	@ Sa	2-1 W	23-12-5-0	80	4/11	@ Sa	3-4 L	44-28-8-0

West Division Semifinals - #2 Grand Rapids lost to #3 Chicago, 0-4

P1	4/16	CHI (4,576)	3-4 OTL	0-1
P2	4/18	CHI (4,210)	0-1 L	0-2
P3	4/21	@ Chi	1-4 L	0-3
P4	4/23	@ Chi	2-8 L	0-4

OPENING NIGHT LINEUP

4	Groulx	D	20	Rivers	D
5	Kronwall	D	21	Brisson	F
7	Picard	F	23	Ellis	F
8	N. Robinson	F	24	Richards	D
9	King	F	25	Barnes	F
10	Mowers	F	27	Bootland	F
12	Boisvert	F	31	MacDonald	G
14	Kev. Miller	F	35	Lamothe	G
17	Van Drunen	D	44	Myrvold	D
18	Kopeccky	F			

SEASON FINALE LINEUP

2	Lebda	D	23	Ellis	F
4	Groulx	D	24	Richards	D
7	Picard	F	25	Barnes	F
9	King	F	26	Hudler	F
11	Bonni	D	27	Bootland	F
12	Boisvert	F	31	MacDonald	G
14	Kev. Miller	F	33	Karlander	F
16	J. Nelson	F	35	Lamothe	G
17	Van Drunen	D	42	Himelfarb	F
18	Kopeccky	F	44	Myrvold	D

2013-14 SEASON



2002-03 SEASON

**Regular Season – 1st of 5 in Central Division, 1st of 14 in Western Conference,
2nd of 28 in AHL**

Overall: 48-22-8-2, 106 points
Home: 22-13-5-0, 49 points
Road: 26-9-3-2, 57 points

Playoffs – Lost in Western Finals

Western Quarterfinals – Defeated #8 Wilkes-Barre/Scranton, 3-1
Western Semifinals – Defeated #4 Chicago, 4-0
Western Finals – Lost to #2 Houston, 3-4



General Manager – Bob McNamara

Head Coach – Danton Cole

Assistant Coaches – Todd Nelson, Derek King

Medical Therapist – Rob Snitzer

Equipment Manager – Brad Thompson

REGULAR SEASON

Player	GP	G	A	PTS	+/-	PIM	PP	SH	GW	GT	FG	OT	UG	SHT	PCT
Picard, Michel	78	32	52	84	8	34	11	2	6	0	8	1	0	231	13.9%
Mowers, Mark	78	34	47	81	26	47	9	2	9	0	11	0	1	204	16.7%
Roest, Stacy	70	24	48	72	18	28	7	3	5	0	2	1	1	186	12.9%
Williams, Jason	45	23	22	45	5	18	9	1	5	0	2	0	0	183	12.6%
King, Derek	59	13	28	41	14	20	3	0	0	0	1	0	1	120	10.8%
Kopecky, Tomas	70	17	21	38	18	32	3	0	2	0	3	0	2	124	13.7%
Boisvert, Hugo	78	18	13	31	2	68	5	2	1	0	3	0	2	103	17.5%
Collins, Rob	73	11	20	31	12	16	4	0	2	2	2	2	0	120	9.2%
Skarperud, Tim	68	12	17	29	10	23	4	0	1	0	4	0	1	131	9.2%
Richards, Travis	73	6	21	27	31	52	2	1	4	1	1	1	0	101	5.9%
Adams, Bryan	74	8	17	25	7	37	1	1	2	0	2	0	1	121	6.6%
Plante, Philippe	57	11	13	24	23	36	3	1	2	1	3	0	1	70	15.7%
Robinson, Nathan	53	3	14	17	3	24	0	0	2	0	1	0	0	63	4.8%
Van Drunen, Dave	80	3	10	13	31	106	0	0	2	0	1	1	0	61	4.9%
Boileau, Patrick	23	2	11	13	2	39	0	0	1	0	0	0	1	50	4.0%
Brookbank, Sheldon	69	2	11	13	11	136	1	0	1	0	1	0	0	83	2.4%
Avery, Sean	15	6	6	12	2	82	2	0	1	0	2	0	0	55	10.9%
Campbell, Ed	80	0	12	12	12	140	0	0	0	0	0	0	0	67	0.0%
Barnes, Ryan	73	5	6	11	12	151	1	0	1	0	0	0	0	64	7.8%
Groulx, Danny	71	3	7	10	7	52	0	0	0	0	1	0	0	91	3.3%
Bootland, Darryl	16	1	4	5	3	41	0	0	0	0	0	0	0	20	5.0%
Knox, Ryan	9	2	1	3	0	4	1	0	1	0	0	0	0	12	16.7%
Greenough, Nick	18	2	1	3	0	51	0	0	0	0	0	0	0	7	28.6%
Parillo, Nick	1	1	0	1	2	0	0	0	0	0	0	0	1	3	33.3%
Luciuk, Andrew	2	1	0	1	1	4	1	0	0	0	0	0	0	3	33.3%
McCarthy, Jeremiah	11	0	1	1	-2	2	0	0	0	0	0	0	0	6	0.0%
MacDonald, Joey	25	0	1	1	0	2	0	0	0	0	0	0	0	0	0.0%
Lamothe, Marc	60	0	1	1	0	6	0	0	0	0	0	0	0	0	0.0%
Dolyny, Rustyn	1	0	0	0	-1	2	0	0	0	0	0	0	0	1	0.0%
Alban, Chad	2	0	0	0	0	0	0	0	0	0	0	0	0	0	0.0%
Eldred, Matt	2	0	0	0	1	0	0	0	0	0	0	0	0	0	0.0%
Schneekloth, Aaron	2	0	0	0	-1	0	0	0	0	0	0	0	0	1	0.0%
Whitcotton, Dustin	2	0	0	0	0	2	0	0	0	0	0	0	0	4	0.0%
Ballantyne, Paul	7	0	0	0	-1	8	0	0	0	0	0	0	0	2	0.0%
Bench	80					24									
Griffins Totals	80	240	405	645		1287	67	13	48	4	48	6	12	2287	10.5%
Opponent Totals	80	177	297	474		1465	59	11	24	4	32	2	10	2208	8.0%



2002-03 SEASON

REGULAR SEASON

Goalie	GP	MIN	GAA	W	L	T	EN	SO	GA	SAVES	SPCT
Lamothe, Marc	60	3438:09	2.13	33	18	8	1	6	122	1469	0.923
MacDonald, Joey	25	1336:40	2.20	14	6	0	2	3	49	537	0.916
Alban, Chad	2	77:05	2.34	1	0	0	0	0	3	25	0.893
Griffins Totals	80	4862:16	2.18	48	24	8	3	9	177	2031	0.920
Opponent Totals	80	4862:16	2.96	24	48	8	2	3	240	2047	0.895

REGULAR SEASON

1st PER		2nd PER		Scoring by Period 3rd PER		OVERTIME		TOTALS	
GF	GA	GF	GA	GF	GA	GF	GA	GF	GA
69	54	90	71	75	50	6	2	240	177

1st PER		2nd PER		Shots by Period 3rd PER		OVERTIME		TOTALS	
SF	SA	SF	SA	SF	SA	SF	SA	SF	SA
725	681	802	738	725	757	35	32	2287	2208

Power Play: 67-446 (15.0%) 22nd of 28 in AHL

Penalty Kill: 303-362 (83.7%) 15th of 28 in AHL

PLAYOFFS

Player	GP	G	A	PTS	+/-	PIM	PP	SH	GW	FG	OT	UG	SHT	PCT
Roest, Stacy	15	10	6	16	6	8	3	1	5	2	2	1	40	25.0%
King, Derek	15	4	10	14	6	6	0	0	1	0	1	1	34	11.8%
Collins, Rob	15	3	8	11	4	10	3	0	1	1	0	0	39	7.7%
Williams, Jason	15	1	7	8	-6	16	0	0	0	0	0	0	46	2.2%
Mowers, Mark	15	3	4	7	-1	4	1	0	1	2	1	2	26	11.5%
Boisvert, Hugo	15	5	1	6	-1	10	0	1	1	2	0	0	19	26.3%
Bootland, Darryl	15	3	2	5	-1	46	1	0	1	1	1	1	21	14.3%
Picard, Michel	15	3	1	4	0	8	1	0	0	0	0	0	23	13.0%
Brookbank, Sheldon	15	1	3	4	0	28	1	0	0	0	0	0	16	6.3%
Richards, Travis	15	0	4	4	3	6	0	0	0	0	0	0	26	0.0%
Robinson, Nathan	8	0	3	3	5	0	0	0	0	0	0	0	6	0.0%
Adams, Bryan	13	2	0	2	-5	4	0	0	1	0	0	0	25	8.0%
Barnes, Ryan	15	1	1	2	-3	17	0	0	0	0	0	0	12	8.3%
Plante, Philippe	15	0	2	2	-3	10	0	0	0	0	0	0	23	0.0%
Skarperud, Tim	6	0	1	1	-2	0	0	0	0	0	0	0	1	0.0%
Groulx, Danny	7	0	1	1	1	7	0	0	0	0	0	0	2	0.0%
McCarthy, Jeremiah	12	0	1	1	-1	6	0	0	0	0	0	0	2	0.0%
Campbell, Ed	15	0	1	1	-1	22	0	0	0	0	0	0	7	0.0%
Van Druenen, Dave	15	0	1	1	1	12	0	0	0	0	0	0	17	0.0%
MacDonald, Joey	1	0	0	0	0	0	0	0	0	0	0	0	0	0.0%
Kopecky, Tomas	14	0	0	0	-4	6	0	0	0	0	0	0	7	0.0%
Lamothe, Marc	15	0	0	0	0	2	0	0	0	0	0	0	0	0.0%
Bench	15					6								
Griffins Totals	15	36	57	93	234	10	2	10	9	3	5	392	9.2%	
Opponent Totals	15	30	50	80	245	4	1	5	6	1	2	447	6.7%	

PLAYOFFS

Goalie	GP	MIN	GAA	W	L	EN	SO	GA	SAVES	SPCT
Lamothe, Marc	15	944:54	1.84	10	5	0	1	29	414	0.935
MacDonald, Joey	1	7:33	7.95	0	0	0	0	1	3	0.750
Griffins Totals	15	954:15	1.89	10	5	0	1	30	417	0.933
Opponent Totals	15	954:15	2.26	5	10	4	0	36	356	0.908

PLAYOFFS

1st PER		2nd PER		Scoring by Period 3rd PER		OVERTIME		TOTALS	
GF	GA	GF	GA	GF	GA	GF	GA	GF	GA
10	9	8	8	15	12	3	1	36	30

1st PER		2nd PER		Shots by Period 3rd PER		OVERTIME		TOTALS	
SF	SA	SF	SA	SF	SA	SF	SA	SF	SA
111	129	121	154	139	137	21	27	392	447

Power Play: 10-67 (14.9%) 11th of 20 in AHL

Penalty Kill: 59-63 (93.7%) 3rd of 20 in AHL



2002-03 RESULTS

GAME	DATE	OPP/HOME ATT.	SCORE	RECORD	GAME	DATE	OPP/HOME ATT.	SCORE	RECORD
1	10/12	CLE (10,834)	4-6 L	0-1-0-0	41	1/11	SYR (10,076)	5-1 W	23-11-5-2
2	10/18	HOU (5,232)	2-4 L	0-2-0-0	42	1/15	BNG (5,022)	2-2 T	23-11-6-2
3	10/19	CHI (5,655)	3-3 T	0-2-1-0	43	1/17	CIN (7,771)	3-0 W	24-11-6-2
4	10/20	@ Ham	3-1 W	1-2-1-0	44	1/18	SA (9,542)	4-2 W	25-11-6-2
5	10/24	HOU (4,771)	2-4 L	1-3-1-0	45	1/22	@ Nor	3-3 T	25-11-7-2
6	10/25	@ Rch	2-1 OTW	2-3-1-0	46	1/25	@ Phi	3-1 W	26-11-7-2
7	10/26	@ Syr	6-2 W	3-3-1-0	47	1/28	HOU (4,526)	7-0 W	27-11-7-2
8	11/1	CHI (5,448)	4-3 W	4-3-1-0	48	1/29	SA (4,628)	1-2 L	27-12-7-2
9	11/2	MIL (7,290)	3-3 T	4-3-2-0	49	1/31	@ Mil	4-3 W	28-12-7-2
10	11/7	@ Hou	2-2 T	4-3-3-0	50	2/5	@ Uta	3-2 W	29-12-7-2
11	11/9	@ Uta	2-1 W	5-3-3-0	51	2/7	NOR (8,383)	1-3 L	29-13-7-2
12	11/12	MTB (7,344)	4-0 W	6-3-3-0	52	2/8	CHI (10,834)	4-4 T	29-13-8-2
13	11/15	HOU (6,184)	3-0 W	7-3-3-0	53	2/9	@ Cle	0-1 L	29-14-8-2
14	11/16	MIL (10,048)	3-2 W	8-3-3-0	54	2/12	PHI (5,002)	5-2 W	30-14-8-2
15	11/17	@ Cin	4-3 OTW	9-3-3-0	55	2/14	CIN (7,305)	5-2 W	31-14-8-2
16	11/20	CIN (4,313)	2-2 T	9-3-4-0	56	2/16	@ Rch	7-1 W	32-14-8-2
17	11/22	SA (5,512)	3-2 OTW	10-3-4-0	57	2/17	@ Syr	4-3 W	33-14-8-2
18	11/23	CLE (7,113)	4-2 W	11-3-4-0	58	2/21	CLE (10,096)	3-2 W	34-14-8-2
19	11/27	@ Her	3-1 W	12-3-4-0	59	2/22	UTA (9,328)	1-2 L	34-15-8-2
20	11/28	@ Bng	1-2 OTL	12-3-4-1	60	2/23	@ Hou	6-0 W	35-15-8-2
21	11/30	@ Chi	1-2 OTL	12-3-4-2	61	2/26	@ Chi	7-4 W	36-15-8-2
22	12/2	@ Sa	3-5 L	12-4-4-2	62	2/28	@ Sa	3-2 W	37-15-8-2
23	12/4	@ Hou	2-3 L	12-5-4-2	63	3/1	RCH (9,603)	3-1 W	38-15-8-2
24	12/6	UTA (5,463)	2-3 L	12-6-4-2	64	3/2	RCH (6,020)	3-2 W	39-15-8-2
25	12/7	UTA (9,310)	3-2 W	13-6-4-2	65	3/5	SA (5,053)	2-4 L	39-16-8-2
26	12/13	HAM (6,338)	0-4 L	13-7-4-2	66	3/7	@ Sa	3-5 L	39-17-8-2
27	12/14	@ Mtb	3-2 W	14-7-4-2	67	3/8	@ Sa	4-3 OTW	40-17-8-2
28	12/17	@ Mtb	4-2 W	15-7-4-2	68	3/12	@ Uta	3-4 L	40-18-8-2
29	12/20	SA (5,350)	3-1 W	16-7-4-2	69	3/13	@ Hou	2-1 W	41-18-8-2
30	12/21	@ Cle	1-0 W	17-7-4-2	70	3/15	@ Sa	2-0 W	42-18-8-2
31	12/26	CIN (6,131)	6-1 W	18-7-4-2	71	3/16	@ Chi	0-1 L	42-19-8-2
32	12/27	@ Cin	3-2 OTW	19-7-4-2	72	3/18	@ Cle	2-1 W	43-19-8-2
33	12/28	MIL (8,434)	1-6 L	19-8-4-2	73	3/20	MTB (5,726)	4-3 OTW	44-19-8-2
34	12/30	UTA (5,107)	6-2 W	20-8-4-2	74	3/23	HOU (8,354)	3-1 W	45-19-8-2
35	12/31	UTA (8,134)	3-4 L	20-9-4-2	75	3/28	CHI (10,834)	1-3 L	45-20-8-2
36	1/3	@ Chi	4-3 W	21-9-4-2	76	3/29	@ Cin	3-2 W	46-20-8-2
37	1/4	@ Mil	3-3 T	21-9-5-2	77	3/30	HER (10,478)	2-0 W	47-20-8-2
38	1/5	@ Cin	4-1 W	22-9-5-2	78	4/2	@ Uta	2-0 W	48-20-8-2
39	1/8	@ Mil	1-2 L	22-10-5-2	79	4/4	@ Uta	2-3 L	48-21-8-2
40	1/10	SYR (6,036)	2-3 L	22-11-5-2	80	4/5	@ Hou	3-6 L	48-22-8-2

Western Quarterfinals - #1 Grand Rapids defeated #8 Wilkes-Barre/Scranton, 3-1

P1	4/16	WBS (4,236)	3-1 W	1-0
P2	4/18	WBS (5,529)	2-1 W	2-0
P3	4/19	@ Wbs	2-6 L	2-1
P4	4/21	@ Wbs	3-2 W	3-1

Western Semifinals - #1 Grand Rapids defeated #4 Chicago, 4-0

P5	4/28	CHI (4,595)	4-3 OTW	1-0
P6	4/29	CHI (4,788)	3-1 W	2-0
P7	5/1	@ Chi	2-1 W	3-0
P8	5/2	@ Chi	2-0 W	4-0

Western Finals - #1 Grand Rapids lost to #2 Houston, 3-4

P9	5/12	HOU (3,853)	2-3 OTL	0-1
P10	5/14	HOU (3,720)	3-1 W	1-1
P11	5/16	@ Hou	1-2 L	1-2
P12	5/17	@ Hou	1-2 L	1-3
P13	5/19	@ Hou	5-4 OTW	2-3
P14	5/21	HOU (3,817)	2-1 OTW	3-3
P15	5/22	HOU (4,330)	1-2 L	3-4

OPENING NIGHT LINEUP

4	E. Campbell	D	23	Collins	F
7	Picard	F	24	Richards	D
9	King	F	25	Barnes	F
10	Mowers	F	27	Van Drunen	D
11	B. Adams	F	31	MacDonald	F
12	Boisvert	F	33	Dolny	F
18	Greenough	F	35	Lamothe	G
19	Skarperud	F	59	Groulx	D
20	Boileau	D	82	Kopecky	F
22	Ballantyne	D			

SEASON FINALE LINEUP

4	E. Campbell	D	25	Barnes	F
5	Plante	D	27	Van Drunen	D
7	Picard	F	31	MacDonald	G
9	King	F	32	McCarthy	D
10	Mowers	F	35	Lamothe	G
12	Boisvert	F	57	Bootland	F
14	Roest	F	59	Groulx	D
17	S. Brookbank	D	73	Jason Williams	F
23	Collins	F	77	N. Robinson	F
24	Richards	D	82	Kopecky	F



2001-02 SEASON

Regular Season – 1st of 5 in West Division, 2nd of 13 in Western Conference, 4th of 27 in AHL

Overall: 42-27-11-0, 95 points
 Home: 24-12-4-0, 52 points
 Road: 18-15-7-0, 43 points

Playoffs – Lost in Western Quarterfinals

Western Quarterfinals – Lost to #7 Chicago, 2-3

General Manager – Bob McNamara
Assistant Coach – Gene Reilly
Equipment Manager – Brad Thompson

Head Coach – Bruce Cassidy
Medical Therapist – Rob Snitzer



REGULAR SEASON

Player	GP	G	A	PTS	+/-	PIM	PP	SH	GW	GT	FG	OT	UG	SHT	PCT
Miller, Kip	41	21	35	56	13	27	5	3	5	0	2	0	4	97	21.6%
Hymovitz, David	80	15	33	48	16	22	4	1	4	1	3	0	1	215	7.0%
Langfeld, Josh	68	21	16	37	1	29	8	1	3	0	6	1	1	159	13.2%
Bala, Chris	70	21	16	37	11	9	2	2	2	0	5	0	4	152	13.8%
Schastlivy, Petr	31	22	13	35	14	10	6	0	5	0	3	1	0	129	17.1%
Martins, Steve	51	10	21	31	4	66	4	2	0	0	2	0	0	77	13.0%
Boisvert, Hugo	74	11	18	29	18	48	1	0	2	1	3	0	0	100	11.0%
Kwiatkowski, Joel	65	8	21	29	21	94	1	0	4	0	2	0	0	139	5.8%
Richards, Travis	72	6	23	29	15	36	2	0	0	0	2	0	0	119	5.0%
Giroux, Alexandre	70	11	16	27	5	74	2	0	4	1	4	0	0	100	11.0%
Ulmer, Jeff	73	9	17	26	3	65	0	2	3	0	3	0	1	142	6.3%
Murphy, Joe	57	8	14	22	5	24	4	0	1	0	0	0	0	103	7.8%
Vauclair, Julien	71	5	14	19	1	18	2	0	0	0	0	0	1	99	5.1%
Doig, Jason	57	1	17	18	13	103	0	0	0	0	0	0	0	82	1.2%
Gruden, John	57	3	14	17	24	48	1	0	1	0	0	0	0	93	3.2%
Black, James	29	6	10	16	-12	10	1	0	1	0	2	0	0	76	7.9%
Dahlman, Toni	50	6	8	14	4	25	0	0	0	0	2	0	1	80	7.5%
Szysky, Chris	42	4	6	10	3	80	2	0	1	0	0	0	0	49	8.2%
Knox, Ryan	18	3	5	8	-1	10	1	0	0	0	0	0	0	30	10.0%
Skarperud, Tim	10	6	1	7	-4	0	2	1	1	0	2	0	1	31	19.4%
Brookbank, Wade	73	1	6	7	2	337	0	0	0	0	0	0	0	44	2.3%
Kelly, Chris	31	3	3	6	0	20	0	1	1	0	0	0	0	45	6.7%
Gove, David	17	2	4	6	2	8	2	0	0	0	0	0	0	21	9.5%
Chaulk, Colin	13	3	1	4	-2	15	0	0	0	2	0	0	0	26	11.5%
Van Drunen, Dave	48	2	2	4	4	56	0	0	0	0	1	0	1	38	5.3%
Richardson, Bryan	12	1	3	4	-2	4	1	0	0	0	0	0	0	25	4.0%
Ciernik, Ivan	2	2	1	3	1	0	1	0	0	0	0	0	0	5	40.0%
Hull, Jody	3	2	1	3	1	2	1	0	1	0	1	0	0	4	50.0%
Afanasenkov, Dmitry	18	1	2	3	2	2	0	0	1	0	0	0	0	34	2.9%
Collins, Rob	5	0	2	2	-2	0	0	0	0	0	0	0	0	8	0.0%
Nelson, Todd	7	0	2	2	0	8	0	0	0	0	0	0	0	7	0.0%
Chouinard, Mathieu	25	0	2	2	0	0	0	0	0	0	0	0	0	1	0.0%
Prusek, Martin	33	0	2	2	0	0	0	0	0	0	0	0	0	0	0.0%
Matzka, Scott	4	1	0	1	1	2	0	0	1	0	0	0	0	6	16.7%
Mason, Wes	6	1	0	1	0	4	1	0	1	0	1	0	0	10	10.0%
Whitcotton, Dustin	8	1	0	1	5	8	0	0	0	0	0	0	1	19	5.3%
Brookbank, Sheldon	6	0	1	1	-3	24	0	0	0	0	0	0	0	6	0.0%
Shockey, Jonathan	6	0	1	1	0	7	0	0	0	0	0	0	0	7	0.0%
Demidov, Ilja	7	0	1	1	-2	8	0	0	0	0	0	0	0	8	0.0%
Plante, Philippe	1	0	0	0	-1	0	0	0	0	0	0	0	0	2	0.0%
Bayrack, Mike	2	0	0	0	0	0	0	0	0	0	0	0	0	0	0.0%
Ruid, J.C.	3	0	0	0	-2	2	0	0	0	0	0	0	0	5	0.0%
Lajeunesse, Simon	26	0	0	0	0	0	0	0	0	0	0	0	0	0	0.0%
Bench	80					30									
Griffins Totals	80	217	352	569		1335	54	13	42	5	44	2	16	2393	9.1%
Opponent Totals	80	178	293	471		1367	51	4	27	5	35	0	10	2027	8.8%



2001-02 SEASON

REGULAR SEASON

Goalie	GP	MIN	GAA	W	L	T	EN	SO	GA	SAVES	SPCT
Prusek, Martin	33	1903:22	1.83	18	8	5	4	4	58	772	0.930
Lajeunesse, Simon	26	1533:38	2.11	13	7	5	0	3	54	588	0.916
Chouinard, Mathieu	25	1403:51	2.48	11	12	1	4	2	58	489	0.894
Griffins Totals	80	4858:01	2.20	42	27	11	8	9	178	1849	0.912
Opponent Totals	80	4858:01	2.68	27	42	11	10	10	217	2176	0.909

REGULAR SEASON

1st PER		2nd PER		Scoring by Period				OVERTIME		TOTALS	
GF	GA	GF	GA	GF	GA	GF	GA	GF	GA	GF	GA
59	56	81	55	75	67			2	0	217	178

1st PER		2nd PER		Shots by Period				OVERTIME		TOTALS	
SF	SA	SF	SA	SF	SA	SF	SA	SF	SA	SF	SA
766	646	847	695	754	668			26	18	2393	2027

Power Play: 54-350 (15.4%) 22nd of 27 in AHL
 Penalty Kill: 279-330 (84.5%) 9th of 27 in AHL

PLAYOFFS

Player	GP	G	A	PTS	+/-	PIM	PP	SH	GW	GT	FG	OT	UG	SHT	PCT
Boisvert, Hugo	5	1	3	4	-1	4	0	0	1	0	1	0	0	6	16.7%
Skarperud, Tim	5	2	1	3	0	0	2	0	0	0	0	0	0	17	11.8%
Hymovitz, David	5	1	2	3	2	0	1	0	0	0	0	0	0	10	10.0%
Kwiatkowski, Joel	5	1	2	3	1	12	1	0	1	0	0	0	0	10	10.0%
Langfeld, Josh	5	2	0	2	-2	0	0	0	0	0	0	0	1	8	25.0%
Kelly, Chris	5	1	1	2	0	5	0	0	0	0	0	0	0	8	12.5%
Spezza, Jason	3	1	0	1	1	2	0	0	0	0	0	0	0	3	33.3%
Gruden, John	5	1	0	1	-2	2	0	0	0	0	0	0	0	9	11.1%
Murphy, Joe	5	1	0	1	-1	0	1	0	0	0	0	0	1	6	16.7%
Chaulk, Colin	2	0	1	1	0	2	0	0	0	0	0	0	0	2	0.0%
Brookbank, Wade	3	0	1	1	1	14	0	0	0	0	0	0	0	1	0.0%
Bala, Chris	4	0	1	1	-3	0	0	0	0	0	0	0	0	6	0.0%
Vauclair, Julien	4	0	1	1	-1	4	0	0	0	0	0	0	0	8	0.0%
Richards, Travis	5	0	1	1	-1	2	0	0	0	0	0	0	0	11	0.0%
Szysky, Chris	5	0	1	1	1	14	0	0	0	0	0	0	0	7	0.0%
Ulmer, Jeff	5	0	1	1	-3	11	0	0	0	0	0	0	0	13	0.0%
Knox, Ryan	1	0	0	0	0	2	0	0	0	0	0	0	0	1	0.0%
Whitecotton, Dustin	1	0	0	0	0	0	0	0	0	0	0	0	0	0	0.0%
Lajeunesse, Simon	2	0	0	0	0	0	0	0	0	0	0	0	0	0	0.0%
Martins, Steve	3	0	0	0	-1	0	0	0	0	0	0	0	0	1	0.0%
Dahlman, Toni	4	0	0	0	-1	0	0	0	0	0	0	0	0	6	0.0%
Doig, Jason	5	0	0	0	-4	18	0	0	0	0	0	0	0	7	0.0%
Prusek, Martin	5	0	0	0	0	2	0	0	0	0	0	0	0	0	0.0%
Van Drunen, Dave	5	0	0	0	2	14	0	0	0	0	0	0	0	6	0.0%
Bench	5					0									
Griffins Totals	5	11	16	27		108	5	0	2	0	1	0	2	146	7.5%
Opponent Totals	5	12	17	29		162	4	0	3	0	4	0	2	101	11.9%

PLAYOFFS

Goalie	GP	MIN	GAA	W	L	EN	SO	GA	SAVES	SPCT
Prusek, Martin	5	277:39	2.16	2	3	1	0	10	86	0.896
Lajeunesse, Simon	2	21:16	2.82	0	0	0	0	1	3	0.750
Griffins Totals	5	300:00	2.40	2	3	1	1	12	89	0.881
Opponents Totals	5	300:00	2.20	3	2	1	0	11	135	0.925

PLAYOFFS

1st PER		2nd PER		Scoring by Period				OVERTIME		TOTALS	
GF	GA	GF	GA	GF	GA	GF	GA	GF	GA	GF	GA
1	6	3	2	7	4			0	0	11	12

1st PER		2nd PER		Shots by Period				OVERTIME		TOTALS	
SF	SA	SF	SA	SF	SA	SF	SA	SF	SA	SF	SA
45	39	45	28	56	34			0	0	146	101

Power Play: 5-20 (25.0%) T2nd of 20 in AHL
 Penalty Kill: 13-17 (76.5%) 17th of 20 in AHL



2001-02 RESULTS

GAME	DATE	OPP/HOME	ATT.	SCORE	RECORD	GAME	DATE	OPP/HOME	ATT.	SCORE	RECORD
1	10/5	UTA (10,834)		0-3 L	0-1-0-0	41	1/12	HOU (9,634)		5-2 W	24-14-3-0
2	10/12	@ Ham		4-1 W	1-1-0-0	42	1/16	MTB (4,811)		0-4 L	24-15-3-0
3	10/13	HER (5,836)		2-0 W	2-1-0-0	43	1/18	CIN (9,020)		3-2 W	25-15-3-0
4	10/16	@ Cle		5-3 W	3-1-0-0	44	1/19	@ Mil		2-2 T	25-15-4-0
5	10/19	CHI (5,130)		1-4 L	3-2-0-0	45	1/20	@ Chi		1-0 W	26-15-4-0
6	10/24	CIN (4,735)		10-5 W	4-2-0-0	46	1/23	@ Her		2-1 W	27-15-4-0
7	10/26	CLE (6,102)		4-1 W	5-2-0-0	47	1/25	@ Nor		7-1 W	28-15-4-0
8	10/31	@ Mil		6-3 W	6-2-0-0	48	1/29	MIL (5,233)		4-0 W	29-15-4-0
9	11/2	UTA (5,189)		1-3 L	6-3-0-0	49	1/31	@ Hou		3-3 T	29-15-5-0
10	11/3	MTB (6,210)		7-1 W	7-3-0-0	50	2/2	@ Hou		3-1 W	30-15-5-0
11	11/6	@ Uta		3-5 L	7-4-0-0	51	2/3	@ Chi		1-2 L	30-16-5-0
12	11/9	@ Cin		3-2 W	8-4-0-0	52	2/6	UTA (5,022)		2-3 L	30-17-5-0
13	11/13	CHI (6,841)		3-2 W	9-4-0-0	53	2/8	UTA (8,573)		1-3 L	30-18-5-0
14	11/16	MIL (5,834)		0-1 L	9-5-0-0	54	2/9	HAM (10,247)		1-0 W	31-18-5-0
15	11/17	MIL (6,848)		4-0 W	10-5-0-0	55	2/10	@ Chi		2-5 L	31-19-5-0
16	11/18	@ Rch		5-1 W	11-5-0-0	56	2/15	HAM (8,117)		2-0 W	32-19-5-0
17	11/21	@ Wbs		3-0 W	12-5-0-0	57	2/16	UTA (9,331)		2-1 W	33-19-5-0
18	11/23	CHI (8,353)		2-1 W	13-5-0-0	58	2/20	HOU (5,029)		0-2 L	33-20-5-0
19	11/24	@ Cin		3-4 L	13-6-0-0	59	2/22	HOU (7,570)		3-3 T	33-20-6-0
20	11/28	CHI (4,861)		1-3 L	13-7-0-0	60	2/23	@ Mil		1-1 T	33-20-7-0
21	11/30	HOU (5,427)		3-1 W	14-7-0-0	61	2/24	UTA (7,201)		9-1 W	34-20-7-0
22	12/1	HOU (5,713)		6-4 W	15-7-0-0	62	2/27	@ Mtb		2-1 W	35-20-7-0
23	12/5	NOR (4,882)		6-2 W	16-7-0-0	63	3/1	RCH (7,117)		0-1 L	35-21-7-0
24	12/7	CHI (8,536)		5-4 W	17-7-0-0	64	3/2	MIL (8,170)		1-0 W	36-21-7-0
25	12/8	@ Cle		5-7 L	17-8-0-0	65	3/6	@ Hou		0-0 T	36-21-8-0
26	12/9	@ Ham		2-7 L	17-9-0-0	66	3/7	@ Hou		1-2 L	36-22-8-0
27	12/12	@ Uta		2-1 OTW	18-9-0-0	67	3/9	@ Mil		3-3 T	36-22-9-0
28	12/14	@ Uta		2-4 L	18-10-0-0	68	3/13	MTB (5,589)		2-1 W	37-22-9-0
29	12/15	CIN (6,822)		2-2 T	18-10-1-0	69	3/15	@ Mtb		0-5 L	37-23-9-0
30	12/19	@ Mtb		3-2 W	19-10-1-0	70	3/16	@ Uta		1-1 T	37-23-10-0
31	12/21	CHI (6,123)		6-3 W	20-10-1-0	71	3/20	MIL (6,407)		1-1 T	37-23-11-0
32	12/22	CLE (5,714)		1-3 L	20-11-1-0	72	3/22	@ Mil		4-3 OTW	38-23-11-0
33	12/28	@ Cin		0-3 L	20-12-1-0	73	3/23	WBS (9,523)		3-2 W	39-23-11-0
34	12/29	HOU (7,776)		3-3 T	20-12-2-0	74	3/27	@ Rch		0-3 L	39-24-11-0
35	12/31	MIL (8,056)		4-2 W	21-12-2-0	75	3/29	@ Mil		1-3 L	39-25-11-0
36	1/2	@ Chi		3-4 L	21-13-2-0	76	3/30	RCH (10,834)		0-3 L	39-26-11-0
37	1/4	@ Hou		1-3 L	21-14-2-0	77	4/3	@ Uta		1-3 L	39-27-11-0
38	1/6	@ Hou		2-2 T	21-14-3-0	78	4/5	@ Uta		2-1 W	40-27-11-0
39	1/10	@ Chi		7-3 W	22-14-3-0	79	4/6	@ Chi		3-2 W	41-27-11-0
40	1/11	MTB (8,617)		3-1 W	23-14-3-0	80	4/7	@ Mtb		5-2 W	42-27-11-0

Western Quarterfinals - #2 Grand Rapids lost to #7 Chicago, 2-3

P1	4/13	CHI (5,023)	4-1 W	1-0
P2	4/15	CHI (4,418)	1-5 L	1-1
P3	4/17	@ Chi	1-2 L	1-2
P4	4/19	@ Chi	3-0 W	2-2
P5	4/21	CHI (5,165)	2-4 L	2-3

OPENING NIGHT LINEUP

3	Vauclair	D	22	C. Kelly	F
4	Gruden	D	23	Murphy	F
5	W. Brookbank	D	24	Richards	D
9	Kip Miller	F	25	Prusek	G
11	Boisvert	F	26	Bala	F
12	Black	F	29	Doig	D
16	Hymovitz	F	44	Kwiatkowski	D
17	Szysky	F	49	Chouinard	G
19	Schastlivy	F	61	Dahlman	F
20	Ulmer	F			

SEASON FINALE LINEUP

3	Vauclair	D	23	Murphy	F
4	Gruden	D	24	Richards	D
7	Skarperud	F	25	Prusek	G
11	Boisvert	F	26	Bala	F
15	Martins	F	27	Van Drunen	D
16	Hymovitz	F	29	Doig	D
17	Szysky	F	30	Lajeunesse	G
20	Ulmer	F	44	Kwiatkowski	D
21	Langfeld	F	61	Dahlman	F
22	C. Kelly	F	79	Spezza	F



2000-01 SEASON

Regular Season – 1st of 6 in Eastern Conference, 1st of 11 in IHL

Overall: 53-22-7, 113 points
 Home: 31-7-3, 65 points
 Road: 22-15-4, 48 points

Playoffs – Lost in Eastern Finals

Eastern Semifinals – Defeated #4 Cleveland, 4-0
 Eastern Finals – Lost to #2 Orlando, 2-4

General Manager – Bob McNamara
Assistant Coach – Danton Cole
Equipment Manager – Rob Flahiff

Head Coach – Bruce Cassidy
Medical Therapist – Rob Snitzer



REGULAR SEASON

Player	GP	G	A	PTS	+/-	PIM	PP	SH	GW	FG	SHT	PCT
King, Derek	76	32	51	83	38	19	10	3	3	4	237	13.5%
Butsayev, Viacheslav	75	33	35	68	38	65	5	3	5	5	238	13.9%
Ciernik, Ivan	66	27	38	65	41	53	5	2	6	3	170	15.9%
Roberts, Dave	72	27	36	63	29	47	7	0	5	5	192	14.1%
White, Todd	64	22	32	54	16	20	6	1	5	3	150	14.7%
Patterson, Ed	70	19	23	42	11	90	5	2	3	4	139	13.7%
Neil, Chris	78	15	21	36	17	354	3	1	2	4	91	16.5%
Miller, Kip	34	16	19	35	14	12	4	2	2	5	82	19.5%
Richards, Travis	75	5	30	35	38	42	2	1	2	2	105	4.8%
Oliver, David	51	14	17	31	5	35	2	0	4	1	110	12.7%
Szysky, Chris	70	15	13	28	6	108	1	1	3	2	86	17.4%
Gorovikov, Konstantin	68	7	19	26	2	48	1	0	1	2	119	5.9%
Schastlivy, Petr	43	10	14	24	-5	10	2	1	1	2	135	7.4%
Kwiatkowski, Joel	77	4	17	21	27	58	0	0	2	0	123	3.3%
Gagnon, Sean	70	4	16	20	17	226	0	1	0	1	109	3.7%
Crowley, Mike	22	4	12	16	9	10	2	1	1	1	56	7.1%
Bouchard, Joel	19	3	9	12	7	8	0	0	1	1	42	7.1%
Aldridge, Keith	36	3	8	11	10	99	0	0	1	0	74	4.1%
Berens, Sean	37	3	8	11	11	26	0	0	0	0	49	6.1%
Gruden, John	34	2	6	8	3	18	0	1	0	0	58	3.4%
Van Drunen, Dave	36	2	5	7	25	24	0	0	0	0	43	4.7%
Demidov, Ilja	54	1	4	5	3	65	0	0	0	0	39	2.6%
Millar, Craig	12	1	2	3	-2	2	0	0	0	0	18	5.6%
Fountain, Mike	52	0	3	3	0	4	0	0	0	0	0	0.0%
MacLean, Cail	16	2	0	2	-3	0	0	0	1	1	18	11.1%
Wood, Derek	6	1	1	2	-1	2	0	0	0	0	4	25.0%
Stewart, Bobby	7	0	2	2	0	0	0	0	0	0	3	0.0%
Harrold, Josh	14	0	2	2	0	4	0	0	0	0	21	0.0%
McSorley, Marty	14	0	2	2	6	36	0	0	0	0	9	0.0%
Hall, Mike	7	1	0	1	-2	0	0	0	0	1	10	10.0%
Emmons, John	9	1	0	1	-3	4	0	0	0	0	11	9.1%
Maurice, Mike	6	0	1	1	2	0	0	0	0	0	4	0.0%
DaCosta, Jeff	1	0	0	0	-1	2	0	0	0	0	0	0.0%
Daigle, Sylvain	1	0	0	0	0	0	0	0	0	0	0	0.0%
Pavlikovsky, Rastislav	1	0	0	0	0	0	0	0	0	0	0	0.0%
Brule, Eric	2	0	0	0	0	0	0	0	0	0	4	0.0%
Hnidy, Shane	2	0	0	0	-1	2	0	0	0	0	6	0.0%
Rivers, Jamie	2	0	0	0	3	2	0	0	0	0	3	0.0%
Tremblay, J.F.	2	0	0	0	1	0	0	0	0	0	0	0.0%
Alban, Chad	3	0	0	0	0	2	0	0	0	0	0	0.0%
Lambert, Judd	3	0	0	0	0	0	0	0	0	0	0	0.0%
Plante, Philippe	3	0	0	0	2	0	0	0	0	0	6	0.0%
Grimes, Kevin	5	0	0	0	1	4	0	0	0	0	1	0.0%
Hocking, Justin	6	0	0	0	-2	12	0	0	0	0	5	0.0%
Blanchard, Sean	10	0	0	0	4	7	0	0	0	0	9	0.0%
Chouinard, Mathieu	28	0	0	0	0	2	0	0	0	0	0	0.0%
Bench	82	5		5		18			5			
Griffins Totals	82	279	446	725		1540	55	20	53	47	2579	10.8%
Opponent Totals	82	196	320	516		1484	53	8	25	34	2267	8.6%



2000-01 SEASON

REGULAR SEASON

Goalie	GP	MIN	GAA	W	L	OTP	EN	SO	GA	SAVES	SPCT
Alban, Chad	3	180:00	1.33	2	1	0	0	1	4	81	0.953
Fountain, Mike	52	3004:39	2.08	34	10	6	1	6	104	1269	0.924
Chouinard, Mathieu	28	1566:43	2.64	17	7	1	1	1	69	637	0.902
Lambert, Judd	3	148:02	3.65	0	3	0	0	0	9	55	0.859
Daigle, Sylvain	1	60:00	5.00	0	1	0	0	0	5	29	0.853
Griffins Totals	82	4978:17	2.36	53	22	7	2	8	196	2071	0.914
Opponent Totals	82	4978:17	3.36	25	48	5	11	1	279	2305	0.894

REGULAR SEASON

1st PER		2nd PER		3rd PER		OVERTIME		SHOOTOUT		TOTALS	
GF	GA	GF	GA	GF	GA	GF	GA	GF	GA	GF	GA
80	55	90	82	102	52	2	4	5	3	279	196

1st PER		2nd PER		3rd PER		OVERTIME		TOTALS	
SF	SA	SF	SA	SF	SA	SF	SA	SF	SA
880	695	879	805	785	734	35	30	2579	2264

Power Play: 55-300 (18.3%) 2nd of 11 in IHL
Penalty Kill: 299-352 (84.9%) 4th of 11 in IHL

PLAYOFFS

Player	GP	G	A	PTS	+/-	PIM	PP	SH	GW	FG	SHT	PCT
Miller, Kip	10	5	8	13	0	2	1	0	0	3	25	20.0%
Ciernik, Ivan	10	5	6	11	6	26	0	0	1	1	30	16.7%
King, Derek	10	5	5	10	2	4	3	1	1	1	32	15.6%
Oliver, David	10	6	2	8	3	8	0	0	1	0	22	27.3%
Schastliyy, Petr	7	4	4	8	3	0	1	0	0	0	26	15.4%
White, Todd	10	4	4	8	4	10	0	0	3	0	18	22.2%
Butsayev, Viacheslav	10	1	5	6	2	18	0	0	0	0	31	3.2%
Gagnon, Sean	10	2	3	5	7	30	0	1	0	0	10	20.0%
Gruden, John	10	1	4	5	8	8	0	0	0	0	9	11.1%
Patterson, Ed	10	1	4	5	4	17	0	0	0	0	7	14.3%
Richards, Travis	10	0	5	5	-2	8	0	0	0	0	24	0.0%
Neil, Chris	10	2	2	4	2	22	1	0	0	0	9	22.2%
Roberts, Dave	10	1	2	3	2	8	0	0	0	0	17	5.9%
Szysky, Chris	7	0	2	2	2	13	0	0	0	0	9	0.0%
Fountain, Mike	8	0	2	2	0	0	0	0	0	0	0	0.0%
Aldridge, Keith	10	0	2	2	7	8	0	0	0	0	18	0.0%
Kwiatkowski, Joel	10	1	0	1	0	4	0	0	0	1	18	5.6%
Demidov, Ilja	2	0	1	1	4	21	0	0	0	0	0	0.0%
Van Drunen, Dave	10	0	1	1	7	22	0	0	0	0	7	0.0%
Chouinard, Mathieu	3	0	0	0	0	0	0	0	0	0	0	0.0%
Berens, Sean	4	0	0	0	0	0	0	0	0	0	4	0.0%
Bench	10					0						
Griffins Totals	10	38	62	100		229	6	2	6	6	316	12.0%
Opponent Totals	10	26	37	63		198	7	4	4	4	292	8.9%

PLAYOFFS

Goalie	GP	MIN	GAA	W	L	EN	SO	GA	SAVES	SPCT
Chouinard, Mathieu	3	134:46	1.78	1	1	1	0	4	58	0.935
Fountain, Mike	8	521:45	2.41	5	3	0	1	21	208	0.908
Griffins Totals	10	658:18	2.37	6	4	1	1	26	266	0.911
Opponent Totals	10	658:18	3.46	4	6	2	1	38	278	0.880

PLAYOFFS

1st PER		2nd PER		3rd PER		OVERTIME		TOTALS	
GF	GA	GF	GA	GF	GA	GF	GA	GF	GA
12	8	15	6	11	10	0	2	38	26

1st PER		2nd PER		3rd PER		OVERTIME		TOTALS	
SF	SA	SF	SA	SF	SA	SF	SA	SF	SA
109	86	104	78	78	104	25	24	316	292

Power Play: 6-49 (12.2%) 5th of 8 in IHL
Penalty Kill: 51-58 (87.9%) 3rd of 8 in IHL



2000-01 RESULTS

GAME	DATE	OPP/HOME ATT.	SCORE	RECORD	GAME	DATE	OPP/HOME ATT.	SCORE	RECORD
1	10/6	CLE (10,834)	4-3 SOW	1-0-0	42	1/20	@ Mil	2-3 SOP	31-7-4
2	10/11	@ Cle	5-4 W	2-0-0	43	1/23	KC (6,114)	4-3 SOW	32-7-4
3	10/13	@ Det	5-4 W	3-0-0	44	1/26	UTA (9,098)	4-1 W	33-7-4
4	10/14	@ Chi	3-1 W	4-0-0	45	1/27	ORL (10,834)	2-3 L	33-8-4
5	10/20	MTB (6,168)	1-3 L	4-1-0	46	2/1	@ Orl	3-2 SOW	34-8-4
6	10/21	ORL (7,614)	1-0 W	5-1-0	47	2/2	@ Orl	1-2 L	34-9-4
7	10/25	@ Mil	1-2 OTP	5-1-1	48	2/4	@ Cle	1-4 L	34-10-4
8	10/27	MIL (6,540)	3-2 W	6-1-1	49	2/6	@ Cin	0-3 L	34-11-4
9	10/28	@ Det	6-2 W	7-1-1	50	2/9	@ Cin	2-4 L	34-12-4
10	11/3	CIN (7,012)	5-1 W	8-1-1	51	2/10	UTA (10,226)	3-1 W	35-12-4
11	11/4	CIN (7,924)	6-3 W	9-1-1	52	2/11	HOU (8,134)	5-2 W	36-12-4
12	11/10	CLE (7,341)	4-2 W	10-1-1	53	2/14	ORL (6,357)	3-4 SOP	36-12-5
13	11/11	UTA (8,111)	4-2 W	11-1-1	54	2/16	@ Kc	7-5 W	37-12-5
14	11/17	MTB (8,034)	1-2 SOP	11-1-2	55	2/17	@ Kc	2-1 W	38-12-5
15	11/18	@ Uta	2-3 L	11-2-2	56	2/18	DET (8,102)	1-2 L	38-13-5
16	11/19	@ Mtb	1-3 L	11-3-2	57	2/21	CIN (6,605)	5-0 W	39-13-5
17	11/22	@ Orl	1-2 OTP	11-3-3	58	2/23	MIL (9,428)	3-5 L	39-14-5
18	11/24	CLE (8,018)	3-1 W	12-3-3	59	2/24	HOU (10,634)	5-2 W	40-14-5
19	11/25	CIN (7,822)	3-0 W	13-3-3	60	2/27	HOU (6,123)	5-2 W	41-14-5
20	11/28	@ Mil	3-2 W	14-3-3	61	3/1	@ Hou	2-3 L	41-15-5
21	12/1	@ Mtb	1-3 L	14-4-3	62	3/3	@ Cle	3-5 L	41-16-5
22	12/2	@ Mtb	3-2 W	15-4-3	63	3/4	@ Mil	6-5 W	42-16-5
23	12/7	CIN (6,244)	5-4 OTW	16-4-3	64	3/7	MTB (6,444)	2-3 L	42-17-5
24	12/8	@ Mil	4-0 W	17-4-3	65	3/9	CHI (9,012)	9-3 W	43-17-5
25	12/10	@ Chi	5-2 W	18-4-3	66	3/10	CHI (10,834)	3-4 L	43-18-5
26	12/13	MIL (6,192)	4-2 W	19-4-3	67	3/13	DET (6,101)	4-1 W	44-18-5
27	12/15	@ Cle	5-4 OTW	20-4-3	68	3/15	ORL (6,793)	4-1 W	45-18-5
28	12/16	KC (9,269)	3-4 L	20-5-3	69	3/17	@ Cle	2-4 L	45-19-5
29	12/20	@ Uta	1-2 L	20-6-3	70	3/18	@ Hou	7-3 W	46-19-5
30	12/22	KC (8,464)	5-3 W	21-6-3	71	3/23	@ Orl	1-4 L	46-20-5
31	12/26	CHI (8,270)	6-3 W	22-6-3	72	3/25	@ Det	4-2 W	47-20-5
32	12/27	@ Chi	6-2 W	23-6-3	73	3/28	UTA (6,991)	2-1 SOW	48-20-5
33	12/28	@ Mil	4-1 W	24-6-3	74	3/29	ORL (7,832)	2-3 OTP	48-20-6
34	12/30	MIL (7,807)	2-1 W	25-6-3	75	3/31	@ Cin	5-2 W	49-20-6
35	12/31	CHI (8,116)	4-1 W	26-6-3	76	4/1	@ Cle	8-0 W	50-20-6
36	1/5	@ Det	5-3 W	27-6-3	77	4/4	@ Uta	3-4 OTP	50-20-7
37	1/10	CIN (6,173)	4-3 W	28-6-3	78	4/6	@ Uta	2-1 W	51-20-7
38	1/12	DET (10,834)	1-0 W	29-6-3	79	4/7	DET (10,834)	6-0 W	52-20-7
39	1/13	@ Chi	2-4 L	29-7-3	80	4/13	@ Det	2-4 L	52-21-7
40	1/17	MTB (6,122)	1-0 SOW	30-7-3	81	4/14	@ Kc	4-2 W	53-21-7
41	1/19	MIL (9,505)	3-1 W	31-7-3	82	4/15	@ Kc	4-5 L	53-22-7

Eastern Semifinals - #1 Grand Rapids defeated #4 Cleveland, 4-0

P1	4/20	CLE (7,144)	5-1 W	1-0
P2	4/21	CLE (7,431)	7-4 W	2-0
P3	4/23	@ Cle	2-1 W	3-0
P4	4/25	@ Cle	3-0 W	4-0

Eastern Finals - #1 Grand Rapids lost to #2 Orlando, 2-4

P5	5/3	ORL (5,012)	3-4 3OTL	0-1
P6	5/5	@ Orl	4-2 W	1-1
P7	5/6	@ Orl	3-5 L	1-2
P8	5/9	ORL (5,426)	3-4 OTL	1-3
P9	5/10	ORL (5,092)	8-3 W	2-3
P10	5/12	@ Orl	0-2 L	2-4

OPENING NIGHT LINEUP

7	King	F	23	Patterson	F
8	Neil	F	24	Richards	D
9	Roberts	F	28	Butsayev	F
11	Szysky	F	32	Ciernik	F
12	White	F	35	Dimaline	G
17	Emmons	F	42	J. Bouchard	D
18	Gorovikov	F	44	Kwiatkowski	D
19	Schastlivy	F	49	Chouinard	G
20	Crowley	D	77	Demidov	D
22	Harrold	D			

SEASON FINALE LINEUP

4	Gruden	D	26	Oliver	F
5	Aldridge	D	27	Van Drunen	D
6	S. Gagnon	D	28	Butsayev	F
7	King	F	30	Fountain	F
8	Neil	F	32	Ciernik	G
9	Roberts	F	37	Kip Miller	F
12	White	F	44	Kwiatkowski	D
19	Schastlivy	F	49	Chouinard	G
23	Patterson	F	77	Demidov	D
24	Richards	D			



1999-00 SEASON

Regular Season – 1st of 7 in Eastern Conference, 2nd of 13 in IHL

Overall: 51-22-9, 111 points
 Home: 26-12-3, 55 points
 Road: 25-10-6, 56 points

Playoffs – Lost in Turner Cup Finals

Eastern Semifinals - Defeated #4 Cleveland, 4-2
 Eastern Finals - Defeated #3 Cincinnati, 4-1
 Turner Cup Finals - Lost to #1 Chicago, 2-4

General Manager – Bob McNamara

Head Coach – Guy Charron

Assistant Coaches – Curtis Hunt, Danton Cole, Kelly Miller

Medical Therapist – Rob Snitzer

Equipment Manager – Tim Paris



REGULAR SEASON

Player	GP	G	A	PTS	+/-	PIM	PP	SH	GW	FG	SHT	PCT
Picard, Michel	65	33	35	68	29	50	3	2	4	8	163	20.2%
Butsayev, Viacheslav	68	28	35	63	21	85	4	2	4	2	207	13.5%
Miller, Kevin	63	20	34	54	15	51	7	0	3	3	175	11.4%
King, Derek	52	19	30	49	20	25	7	0	4	2	164	11.6%
Sarault, Yves	62	17	26	43	9	77	1	1	4	4	192	8.9%
Patterson, Ed	74	20	21	41	19	141	6	1	3	4	142	14.1%
Schastlivy, Petr	46	16	12	28	-2	10	3	0	6	3	142	11.3%
Richards, Travis	71	5	23	28	29	47	2	0	0	1	97	5.2%
Emmons, John	64	10	16	26	10	78	1	1	2	2	102	9.8%
Rachunek, Karel	62	6	20	26	18	64	2	0	2	1	92	6.5%
Ciernik, Ivan	66	13	12	25	5	64	4	0	1	3	129	10.1%
Gorovikov, Konstantin	57	9	14	23	15	30	1	1	4	1	78	11.5%
Gruden, John	50	5	17	22	4	24	2	0	1	1	90	5.6%
Neil, Chris	51	9	10	19	9	301	2	0	1	2	55	16.4%
Nelson, Todd	73	2	15	17	36	47	0	0	0	0	78	2.6%
Plante, Philippe	63	3	11	14	17	24	0	0	1	1	88	3.4%
Rumble, Darren	29	3	10	13	3	20	2	0	0	0	37	8.1%
Shafraanov, Konstantin	24	3	8	11	0	15	2	1	1	0	32	9.4%
Karlander, Kory	22	5	5	10	3	31	0	1	0	1	29	17.2%
Szysky, Chris	32	5	4	9	10	44	1	0	0	1	55	9.1%
Petrovicky, Robert	7	5	3	8	-4	4	2	1	0	1	24	20.8%
Miller, Kelly	26	4	4	8	11	8	0	0	0	1	45	8.9%
McBain, Jason	16	1	6	7	5	23	0	0	0	0	37	2.7%
Baseggio, Dave	15	0	7	7	7	6	0	0	0	0	15	0.0%
Van Drunen, Dave	36	0	6	6	6	76	0	0	0	0	37	0.0%
Pavlikovsky, Rastislav	15	0	5	5	-3	24	0	0	0	0	22	0.0%
Maurice, Mike	6	1	2	3	2	5	0	0	0	1	7	14.3%
Kenny, Shane	24	1	1	2	-4	38	0	0	0	0	25	4.0%
Goldmann, Erich	26	1	1	2	-1	15	0	0	0	0	20	5.0%
Kochan, Dieter	2	0	1	1	0	0	0	0	0	0	0	0.0%
Wallace, Buddy	4	0	1	1	3	4	0	0	0	0	4	0.0%
Sryubko, Andrei	28	0	1	1	-2	109	0	0	0	0	22	0.0%
Fountain, Mike	36	0	1	1	0	4	0	0	0	0	0	0.0%
Hurme, Jani	52	0	1	1	0	30	0	0	0	0	0	0.0%
Beaubien, Frederick	1	0	0	0	0	0	0	0	0	0	0	0.0%
Pinfold, Dennis	1	0	0	0	-1	7	0	0	0	0	0	0.0%
Cole, Danton	2	0	0	0	1	0	0	0	0	0	2	0.0%
Metcalfe, Jason	2	0	0	0	1	9	0	0	0	0	1	0.0%
Shevalier, Jeff	2	0	0	0	0	0	0	0	0	0	5	0.0%
Norris, Warren	3	0	0	0	-1	0	0	0	0	0	0	0.0%
Grimes, Kevin	4	0	0	0	-1	13	0	0	0	0	0	0.0%
Bench	82	10		10		22			10			
Griffins Totals	82	254	398	652		1625	52	11	51	43	2413	10.5%
Opponent Totals	82	200	336	536		1607	61	6	31	39	2256	8.9%

REGULAR SEASON

Goalie	GP	MIN	GAA	W	L	SOP	EN	SO	GA	SAVES	SPCT
Kochan, Dieter	2	93:27	0.64	1	0	1	0	0	1	32	0.970
Hurme, Jani	52	2948:21	2.18	29	15	4	2	4	107	1240	0.921
Fountain, Mike	36	1850:43	2.50	21	7	4	3	3	77	780	0.910
Beaubien, Frederick	1	14:45	4.07	0	0	0	0	0	1	4	0.800
Griffins Totals	82	4920:00	2.44	51	22	9	5	7	200	2056	0.911
Opponent Totals	82	4920:00	3.10	31	41	10	11	3	254	2169	0.899



1999-00 SEASON

REGULAR SEASON

1st PER				2nd PER				Scoring by Period 3rd PER				SHOOTOUT		TOTALS	
GF	GA	GF	GA	GF	GA	GF	GA	GF	GA	GF	GA	GF	GA		
74	72	77	70	93	49	10	9	254	200						
1st PER				2nd PER				Shots by Period 3rd PER				TOTALS			
SF	SA	SF	SA	SF	SA	SF	SA	SF	SA	SF	SA	SF	SA		
842	776	826	776	745	695	2413	2247								
Power Play:		52-363 (14.3%)				9th of 13 in IHL									
Penalty Kill:		314-375 (83.7%)				11th of 13 in IHL									

PLAYOFFS

Player	GP	G	A	PTS	+/-	PIM	PP	SH	GW	FG	SHT	PCT
Miller, Kevin	17	11	7	18	1	30	5	0	1	1	46	23.9%
Picard, Michel	17	8	10	18	-4	4	2	0	2	0	60	13.3%
Butsayev, Viacheslav	17	4	12	16	4	24	2	0	0	1	44	9.1%
Schastlivy, Petr	17	8	7	15	9	6	1	0	2	3	58	13.8%
King, Derek	17	7	8	15	-4	8	4	0	0	0	75	9.3%
Sarault, Yves	17	7	4	11	8	32	0	1	2	1	54	13.0%
Richards, Travis	17	1	7	8	2	18	1	0	0	0	29	3.4%
McBain, Jason	15	2	5	7	2	12	0	0	0	1	30	6.7%
Ciernik, Ivan	6	0	6	6	8	2	0	0	0	0	11	0.0%
Baseggio, Dave	15	0	6	6	1	6	0	0	0	0	28	0.0%
Szysky, Chris	15	2	3	5	3	45	0	0	1	0	17	11.8%
Gruden, John	12	1	4	5	0	8	0	0	0	0	14	7.1%
Emmons, John	16	1	4	5	1	28	0	0	1	0	18	5.6%
Rachunek, Karel	9	0	5	5	5	6	0	0	0	0	13	0.0%
Patterson, Ed	5	4	0	4	2	2	2	0	1	0	12	33.3%
Plante, Philippe	14	2	0	2	9	4	0	0	0	0	15	13.3%
Maurice, Mike	3	0	2	2	1	0	0	0	0	0	2	0.0%
Neil, Chris	8	0	2	2	-1	24	0	0	0	0	8	0.0%
Hurme, Jani	17	0	2	2	0	4	0	0	0	0	0	0.0%
Nelson, Todd	17	0	2	2	7	10	0	0	0	0	13	0.0%
Gorovikov, Konstantin	8	1	0	1	3	4	0	0	0	0	11	9.1%
Miller, Kelly	7	0	1	1	-1	2	0	0	0	0	10	0.0%
Fountain, Mike	1	0	0	0	0	0	0	0	0	0	0	0.0%
Van Druenen, Dave	1	0	0	0	-1	2	0	0	0	0	1	0.0%
Sryubko, Andrei	2	0	0	0	1	9	0	0	0	0	2	0.0%
Bench	17					8						
Griffins Totals	17	59	97	156		298	17	1	10	7	571	10.3%
Opponent Totals	17	41	69	110		300	11	4	7	10	498	8.2%

PLAYOFFS

Goalie	GP	MIN	GAA	W	L	EN	SO	GA	SAVES	SPCT
Hurme, Jani	17	1028:02	2.16	10	7	0	1	37	447	0.924
Fountain, Mike	1	20:00	12.00	0	0	0	0	4	10	0.714
Griffins Totals	17	1052:37	2.34	10	7	0	1	41	457	0.918
Opponent Totals	17	1052:37	3.36	7	10	1	2	59	512	0.897

PLAYOFFS

1st PER				2nd PER				Scoring by Period 3rd PER				OVERTIME		TOTALS	
GF	GA	GF	GA	GF	GA	GF	GA	GF	GA	GF	GA	GF	GA		
16	15	19	15	23	9	1	2	59	41						
1st PER				2nd PER				Shots by Period 3rd PER				OVERTIME		TOTALS	
SF	SA	SF	SA	SF	SA	SF	SA	SF	SA	SF	SA	SF	SA		
200	177	204	175	159	127	8	19	571	498						
Power Play:		17-96 (17.7%)				3rd of 10 in IHL									
Penalty Kill:		79-90 (87.8%)				4th of 10 in IHL									

OPENING NIGHT LINEUP

4	Rumble	D	19	Schastlivy	F
5	Kenny	D	20	Wallace	F
6	Grimes	D	23	Patterson	F
7	Picard	F	24	Richards	D
9	Goldmann	D	25	Shafranov	F
14	Kev. Miller	F	26	Pavlikovsky	F
15	Sarault	F	29	Rachunek	D
16	Cole	F	30	Fountain	G
17	Emmons	F	35	Beaubien	G

SEASON FINALE LINEUP

3	Plante	D	19	Schastlivy	F
5	McBain	D	22	Gruden	D
7	Picard	F	24	Richards	D
8	Neil	F	25	Maurice	F
11	Szysky	F	28	Butsayev	F
12	King	F	29	Rachunek	D
14	Kev. Miller	F	30	Fountain	G
15	Sarault	F	35	Hurme	G
17	Emmons	F	44	T. Nelson	D



1999-00 RESULTS

GAME	DATE	OPP/HOME ATT.	SCORE	RECORD	GAME	DATE	OPP/HOME ATT.	SCORE	RECORD
1	10/1	@ Det	4-1 W	1-0-0	42	1/21	ORL (10,834)	3-6 L	27-12-3
2	10/2	@ Cle	1-6 L	1-1-0	43	1/22	CLE (10,834)	5-4 W	28-12-3
3	10/8	MIL (10,834)	2-1 SOW	2-1-0	44	1/28	@ Kc	1-4 L	28-13-3
4	10/9	@ Mil	1-2 SOP	2-1-1	45	1/29	@ Kc	2-3 SOP	28-13-4
5	10/13	CLE (6,782)	2-6 L	2-2-1	46	2/1	@ Cin	1-0 W	29-13-4
6	10/15	@ Lb	4-5 L	2-3-1	47	2/4	@ Uta	3-4 L	29-14-4
7	10/16	@ Lb	5-3 W	3-3-1	48	2/5	@ Hou	1-2 SOP	29-14-5
8	10/22	DET (8,011)	1-4 L	3-4-1	49	2/6	@ Hou	1-3 L	29-15-5
9	10/23	CIN (7,826)	2-1 W	4-4-1	50	2/9	ORL (7,358)	2-3 L	29-16-5
10	10/28	MTB (6,885)	4-1 W	5-4-1	51	2/11	HOU (9,280)	6-3 W	30-16-5
11	10/29	MTB (7,548)	2-1 W	6-4-1	52	2/12	HOU (10,595)	2-3 SOP	30-16-6
12	10/30	@ Cin	4-3 W	7-4-1	53	2/15	@ Mil	4-3 W	31-16-6
13	11/5	LB (10,015)	1-2 L	7-5-1	54	2/16	UTA (7,534)	3-1 W	32-16-6
14	11/6	KC (9,193)	4-5 L	7-6-1	55	2/18	@ Mic	0-1 L	32-17-6
15	11/11	KC (7,051)	4-1 W	8-6-1	56	2/20	DET (8,734)	2-1 SOW	33-17-6
16	11/12	MIL (8,422)	5-0 W	9-6-1	57	2/25	MIC (10,834)	0-2 L	33-18-6
17	11/13	@ Mil	6-3 W	10-6-1	58	2/26	@ Mic	5-2 W	34-18-6
18	11/18	MIC (7,315)	7-4 W	11-6-1	59	2/27	CIN (8,010)	6-1 W	35-18-6
19	11/19	@ Mic	2-1 W	12-6-1	60	3/2	KC (7,682)	4-5 L	35-19-6
20	11/20	ORL (10,834)	6-2 W	13-6-1	61	3/3	@ Cle	3-0 W	36-19-6
21	11/23	ORL (7,322)	2-5 L	13-7-1	62	3/4	@ Cle	3-4 SOP	36-19-7
22	11/24	@ Det	3-2 W	14-7-1	63	3/9	CHI (7,596)	1-2 SOP	36-19-8
23	11/27	@ Orl	5-3 W	15-7-1	64	3/10	@ Mic	4-3 SOW	37-19-8
24	11/28	@ Orl	2-3 SOP	15-7-2	65	3/11	CIN (10,834)	5-4 SOW	38-19-8
25	12/3	CLE (8,565)	1-2 L	15-8-2	66	3/16	MIC (7,675)	6-1 W	39-19-8
26	12/4	MIL (10,220)	1-5 L	15-9-2	67	3/17	@ Cin	0-2 L	39-20-8
27	12/8	CLE (7,522)	1-0 W	16-9-2	68	3/18	DET (10,834)	3-4 SOP	39-20-9
28	12/10	@ Mil	1-4 L	16-10-2	69	3/23	DET (7,847)	3-2 SOW	40-20-9
29	12/11	@ Mtb	4-1 W	17-10-2	70	3/24	MIL (9,894)	5-3 W	41-20-9
30	12/12	@ Mtb	2-1 W	18-10-2	71	3/25	@ Mic	3-2 SOW	42-20-9
31	12/18	MIL (10,178)	2-1 W	19-10-2	72	3/29	@ Orl	4-1 W	43-20-9
32	12/22	@ Chi	5-3 W	20-10-2	73	3/30	@ Orl	2-4 L	43-21-9
33	12/23	@ Det	4-1 W	21-10-2	74	3/31	@ Hou	1-0 W	44-21-9
34	12/26	@ Orl	3-5 L	21-11-2	75	4/2	@ Hou	4-3 SOW	45-21-9
35	12/28	@ Orl	3-4 SOP	21-11-3	76	4/5	@ Mic	3-2 SOW	46-21-9
36	12/29	MIC (10,025)	2-1 W	22-11-3	77	4/7	@ Cin	5-2 W	47-21-9
37	1/2	@ Mtb	4-3 SOW	23-11-3	78	4/8	CIN (10,114)	4-3 SOW	48-21-9
38	1/7	@ Chi	3-1 W	24-11-3	79	4/12	MIC (7,427)	5-2 W	49-21-9
39	1/13	CIN (7,506)	4-0 W	25-11-3	80	4/14	CIN (8,710)	2-3 L	49-22-9
40	1/15	ORL (10,834)	4-1 W	26-11-3	81	4/15	@ Cin	5-2 W	50-22-9
41	1/20	MIC (7,725)	5-0 W	27-11-3	82	4/16	DET (8,323)	4-2 W	51-22-9

Eastern Semifinals - #1 Grand Rapids defeated #4 Cleveland, 4-2

P1	4/26	CLE (7,128)	1-2 OTL	0-1
P2	4/27	CLE (7,102)	2-0 W	1-1
P3	4/30	@ Cle	4-3 OTW	2-1
P4	5/2	@ Cle	4-1 W	3-1
P5	5/4	CLE (6,016)	0-2 L	3-2
P6	5/7	@ Cle	5-2 W	4-2

Eastern Finals - #1 Grand Rapids defeated #3 Cincinnati, 4-1

P7	5/12	CIN (5,735)	1-2 L	0-1
P8	5/13	CIN (5,645)	4-3 W	1-1
P9	5/19	@ Cin	10-1 W	2-1
P10	5/20	@ Cin	4-1 W	3-1
P11	5/23	CIN (5,825)	6-1 W	4-1

Turner Cup Finals - #1 Grand Rapids lost to #1 Chicago, 2-4

P12	5/26	@ Chi	3-4 OTL	0-1
P13	5/28	@ Chi	0-4 L	0-2
P14	5/30	CHI (7,010)	5-3 W	1-2
P15	6/1	CHI (10,127)	3-5 L	1-3
P16	6/3	@ Chi	6-4 W	2-3
P17	6/5	CHI (10,156)	1-3 L	2-4

2013-14 SEASON



1998-99 SEASON

Regular Season – 4th of 4 in Northeast Division, 7th of 8 in Eastern Conference, 15th of 16 in IHL

Overall: 34-40-8, 76 points
 Home: 19-18-4, 42 points
 Road: 15-22-4, 34 points

Playoffs – Did Not Qualify

General Manager – Bob McNamara
Assistant Coach – Curtis Hunt
Equipment Manager – Tim Paris

Head Coach – Guy Charron
Medical Therapist – Rob Snitzer

REGULAR SEASON

Player	GP	G	A	PTS	+/-	PIM	PP	SH	GW	FG	SHT	PCT
Metropolit, Glen	77	28	53	81	12	92	12	1	6	5	250	11.2%
Petrovicky, Robert	49	26	32	58	15	87	4	2	4	4	166	15.7%
Hlushko, Todd	82	24	26	50	-4	78	7	2	1	2	221	10.9%
Vasilyev, Andrei	59	21	27	48	-16	24	2	2	3	3	128	16.4%
Frederick, Joe	45	23	18	41	-1	98	7	0	2	3	117	19.7%
Brimanis, Aris	66	16	21	37	1	70	6	2	3	1	210	7.6%
Richards, Travis	82	9	23	32	-3	84	4	0	0	2	134	6.7%
Spiridonov, Maxim	41	11	17	28	0	12	3	0	0	1	74	14.9%
Karlander, Kory	44	9	19	28	-3	58	0	4	1	1	72	12.5%
Rumble, Darren	53	6	22	28	3	44	2	2	0	0	115	5.2%
Cole, Danton	72	14	11	25	-3	50	3	2	0	2	130	10.8%
Bicanek, Radim	46	8	17	25	-4	48	4	0	0	0	98	8.2%
Bednar, Jared	74	3	18	21	-11	220	1	0	0	1	94	3.2%
MacLean, Donald	28	6	13	19	-3	8	2	0	0	1	58	10.3%
Royer, Gaetan	52	12	6	18	-12	177	1	2	1	1	86	14.0%
Bjork, Anders	35	8	6	14	-5	17	2	2	1	4	44	18.2%
Peterson, Brent	17	7	5	12	3	14	2	0	1	1	41	17.1%
Elick, Mickey	17	3	6	9	-2	8	0	0	1	0	48	6.3%
Coles, Bruce	15	1	7	8	-1	10	0	0	0	0	22	4.5%
Ashe, Tom	76	1	7	8	9	84	0	0	0	0	62	1.6%
Nedomansky, Vashi	12	3	4	7	-3	6	1	0	0	0	33	9.1%
Shannon, Darrin	10	1	5	6	3	12	0	0	0	0	16	6.3%
Shannon, Marc	13	0	6	6	3	14	0	0	0	0	15	0.0%
Kruppke, Gord	42	0	5	5	-11	93	0	0	0	0	41	0.0%
Picard, Michel	6	2	2	4	1	2	0	0	0	1	26	7.7%
Ramsay, Bruce	47	1	3	4	-3	165	0	0	0	0	18	5.6%
Lojkin, Alexei	10	1	2	3	-6	4	0	0	0	0	26	3.8%
Buckberger, Ashley	11	1	2	3	-1	0	0	0	1	0	8	12.5%
Szysky, Chris	6	1	1	2	-5	10	0	0	1	0	18	5.6%
Leroux, Francois	13	1	1	2	-5	22	1	0	0	0	9	11.1%
Fiebelkorn, Jed	5	0	2	2	-1	5	0	0	0	0	3	0.0%
Kaminsky, Yan	7	0	2	2	-1	0	0	0	0	0	17	0.0%
Kuparinen, Mikko	19	0	2	2	-2	35	0	0	0	0	11	0.0%
Little, Neil	50	0	2	2	0	6	0	0	0	0	0	0.0%
Ruchty, Matt	13	1	0	1	-5	59	0	0	0	0	11	9.1%
Huffman, Kerry	4	0	1	1	2	6	0	0	0	0	10	0.0%
Nolan, Tom	6	0	1	1	-3	2	0	0	0	0	4	0.0%
Weaver, Jason	10	0	1	1	2	28	0	0	0	0	14	0.0%
Gordon, Ian	41	0	1	1	0	0	0	0	0	0	0	0.0%
Kordic, Dan	3	0	0	0	1	0	0	0	0	0	5	0.0%
Sasseville, Francois	3	0	0	0	0	2	0	0	0	0	4	0.0%
Curtin, Luke	4	0	0	0	-2	2	0	0	0	0	6	0.0%
LaFleur, Brian	4	0	0	0	-1	2	0	0	0	0	3	0.0%
Norris, Warren	4	0	0	0	-1	0	0	0	0	0	3	0.0%
Tallaire, Sean	4	0	0	0	-2	0	0	0	0	0	3	0.0%
Smith, Adam	5	0	0	0	-8	12	0	0	0	0	3	0.0%
DeSantis, Mark	7	0	0	0	1	9	0	0	0	0	3	0.0%
Tucker, Travis	10	0	0	0	-4	31	0	0	0	0	4	0.0%
Bench	82	8		8		32			8			
Griffins Totals	82	256	396	652		1842	64	21	34	33	2484	10.3%
Opponent Totals	82	281	471	752		1740	79	13	48	48	2402	11.7%

REGULAR SEASON

Goalie	GP	MIN	GAA	W	L	SOL	EN	SO	GA	SAVES	SPCT
Little, Neil	50	2739:56	3.15	18	21	5	3	3	144	1218	0.894
Gordon, Ian	41	2149:17	3.43	16	19	3	3	2	123	903	0.880
Griffins Totals	82	4920:00	3.43	34	40	8	6	5	281	2121	0.883
Opponent Totals	82	4920:00	3.12	48	26	8	9	2	256	2236	0.900



1998-99 SEASON

REGULAR SEASON

1st PER		2nd PER		Scoring by Period				SHOOTOUT		TOTALS	
GF	GA	GF	GA	GF	GA	GF	GA	GF	GA	GF	GA
80	93	81	86	87	94	8	8			256	281

1st PER		2nd PER		Shots by Period				TOTALS	
SF	SA	SF	SA	SF	SA	SF	SA	SF	SA
839	810	857	809	788	775	2484	2394		
Power Play:		64-437 (14.6%)		15th of 16 in IHL					
Penalty Kill:		346-425 (81.4%)		11th of 16 in IHL					

1998-99 RESULTS

GAME	DATE	OPP/HOME ATT.	SCORE	RECORD	GAME	DATE	OPP/HOME ATT.	SCORE	RECORD
1	10/9	KC (10,834)	2-0 W	1-0-0	42	1/24	@ Mic	6-4 W	16-19-7
2	10/10	@ Chi	2-3 L	1-1-0	43	1/27	@ Cle	1-5 L	16-20-7
3	10/16	IND (9,052)	5-6 SOL	1-1-1	44	1/29	DET (10,834)	1-3 L	16-21-7
4	10/17	@ Mic	5-2 W	2-1-1	45	1/30	@ Det	1-7 L	16-22-7
5	10/23	LB (9,112)	4-5 L	2-2-1	46	2/4	@ Ori	1-3 L	16-23-7
6	10/24	HOU (9,515)	2-5 L	2-3-1	47	2/6	@ Ori	3-5 L	16-24-7
7	10/27	UTA (8,794)	4-0 W	3-3-1	48	2/10	KC (9,685)	3-5 L	16-25-7
8	10/29	@ Ori	0-4 L	3-4-1	49	2/12	MIL (10,834)	5-3 W	17-25-7
9	10/30	@ Hou	3-4 SOL	3-4-2	50	2/13	@ Mil	3-5 L	17-26-7
10	11/7	MIL (10,604)	5-0 W	4-4-2	51	2/14	IND (8,869)	5-2 W	18-26-7
11	11/10	IND (9,034)	5-3 W	5-4-2	52	2/17	@ Ftw	4-6 L	18-27-7
12	11/12	ORL (8,812)	2-3 L	5-5-2	53	2/18	ORL (9,545)	3-2 W	19-27-7
13	11/13	@ Mil	2-4 L	5-6-2	54	2/20	FTW (10,834)	3-1 W	20-27-7
14	11/14	MIC (10,614)	2-4 L	5-7-2	55	2/21	MIC (9,512)	4-2 W	21-27-7
15	11/17	@ Ind	1-4 L	5-8-2	56	2/23	ORL (9,498)	6-2 W	22-27-7
16	11/20	DET (10,834)	3-5 L	5-9-2	57	2/24	MTB (9,004)	2-3 SOL	22-27-8
17	11/21	ORL (10,619)	1-3 L	5-10-2	58	2/27	CHI (10,834)	3-2 SOW	23-27-8
18	11/24	@ Lb	3-5 L	5-11-2	59	2/28	MIC (9,703)	2-3 L	23-28-8
19	11/25	@ Lvg	5-4 W	6-11-2	60	3/3	@ Ftw	4-2 W	24-28-8
20	11/27	@ Lvg	5-4 W	7-11-2	61	3/4	CLE (9,457)	1-3 L	24-29-8
21	11/28	@ Ftw	4-3 SOW	8-11-2	62	3/6	LB (10,834)	3-5 L	24-30-8
22	12/4	FTW (10,336)	4-3 SOW	9-11-2	63	3/10	ORL (9,762)	3-2 W	25-30-8
23	12/5	DET (10,834)	2-3 L	9-12-2	64	3/12	@ Mic	3-1 W	26-30-8
24	12/6	@ Mil	1-4 L	9-13-2	65	3/13	@ Ind	2-1 SOW	27-30-8
25	12/10	LVG (9,310)	3-6 L	9-14-2	66	3/19	DET (10,418)	1-3 L	27-31-8
26	12/11	@ Kc	4-5 SOL	9-14-3	67	3/20	@ Mic	3-6 L	27-32-8
27	12/12	@ Kc	4-2 W	10-14-3	68	3/23	@ Mtb	2-5 L	27-33-8
28	12/18	CLE (10,644)	1-2 SOL	10-14-4	69	3/25	ORL (10,021)	0-5 L	27-34-8
29	12/19	@ Cin	3-4 SOL	10-14-5	70	3/26	FTW (10,214)	4-2 W	28-34-8
30	12/22	CIN (9,017)	3-4 SOL	10-14-6	71	3/28	@ Mil	4-2 W	29-34-8
31	12/23	@ Det	2-3 SOL	10-14-7	72	3/30	@ Ind	5-4 W	30-34-8
32	12/26	@ Mic	4-0 W	11-14-7	73	3/31	@ Kc	2-4 L	30-35-8
33	12/29	MTB (10,113)	3-4 L	11-15-7	74	4/2	CHI (9,681)	7-6 SOW	31-35-8
34	12/31	MIL (10,834)	3-5 L	11-16-7	75	4/3	DET (10,210)	5-1 W	32-35-8
35	1/5	@ Kc	3-4 L	11-17-7	76	4/7	@ Chi	2-4 L	32-36-8
36	1/8	@ Ftw	3-5 L	11-18-7	77	4/8	@ Ori	5-7 L	32-37-8
37	1/9	MIC (10,834)	3-2 SOW	12-18-7	78	4/10	@ Ori	1-5 L	32-38-8
38	1/15	@ Det	5-4 SOW	13-18-7	79	4/14	@ Chi	4-7 L	32-39-8
39	1/16	@ Ind	4-2 W	14-18-7	80	4/16	CIN (10,127)	2-3 L	32-40-8
40	1/22	IND (10,834)	6-1 W	15-18-7	81	4/17	CLE (10,042)	7-2 W	33-40-8
41	1/23	@ Mil	3-4 L	15-19-7	82	4/18	@ Det	1-0 SOW	34-40-8

OPENING NIGHT LINEUP

2	Rumble	D	19	Metropolit	F
6	Tucker	D	20	Petrovicky	F
7	Hlushko	F	21	Bednar	D
8	Spiridonov	F	24	Richards	D
10	Royer	F	27	Ashe	D
11	Ruchty	F	28	Huffman	D
15	Coles	F	29	Ramsay	F
16	Cole	F	31	Little	G
18	Bjork	F	35	Gordon	G

SEASON FINALE LINEUP

5	Kuparinen	D	23	Vasilyev	F
7	Hlushko	F	24	Richards	D
9	MacLean	F	25	Elick	D
10	Norris	F	27	Ashe	D
11	Brent Peterson	F	29	Ramsay	F
17	Szysky	F	31	Little	G
18	Karlander	F	33	Frederick	F
19	Metropolit	F	35	Gordon	G
21	Bednar	D	44	Marc Hussey	D



1997-98 SEASON

**Regular Season – 3rd of 4 in Northeast Division, 5th of 9 in Eastern Conference,
11th of 18 in IHL**

Overall: 38-31-13, 89 points
Home: 19-17-5, 43 points
Road: 19-14-8, 46 points

Playoffs – Lost in Eastern Quarterfinals

Eastern Quarterfinals – Lost to #4 Cincinnati, 0-3

General Manager – Bob McNamara

Head Coaches – Dave Allison, Bob McNamara (assumed duties 3/3/98)

Assistant Coach – Curtis Hunt

Medical Therapist – Rob Snitzer

Equipment Manager – Tim Paris

REGULAR SEASON

Player	GP	G	A	PTS	+/-	PIM	PP	SH	GW	FG	SHT	PTS
Picard, Michel	58	28	41	69	5	42	6	1	3	9	206	13.6%
Greig, Mark	69	26	36	62	9	103	9	2	0	5	244	10.7%
Metropolit, Glen	79	20	35	55	19	90	5	1	2	4	186	10.8%
Patterson, Ed	81	12	31	43	-3	226	5	2	4	1	148	8.1%
Richards, Travis	81	12	20	32	10	70	6	0	2	3	155	7.7%
Tallaire, Sean	73	13	17	30	-7	65	3	0	5	1	147	8.8%
Bullock, Greg	35	9	19	28	5	58	5	1	1	3	62	14.5%
Nelson, Todd	75	6	21	27	15	36	5	0	2	0	99	6.1%
Huffman, Kerry	73	4	23	27	4	60	2	0	0	0	150	2.7%
Cole, Danton	81	13	13	26	-5	36	4	0	2	3	145	9.0%
Lindberg, Chris	18	8	14	22	7	25	1	0	0	1	47	17.0%
Ruchty, Matt	64	8	14	22	14	259	2	0	4	0	72	11.1%
Sullivan, Brian	54	12	7	19	0	49	3	0	2	1	79	15.2%
Hnidy, Shane	77	6	12	18	2	210	0	0	1	2	93	6.5%
Boivin, Claude	31	12	5	17	10	69	4	0	0	2	68	17.6%
Ashe, Tom	53	5	8	13	6	38	3	0	1	1	63	7.9%
Clancy, Greg	49	9	3	12	-6	26	0	0	1	1	60	15.0%
Ramsay, Bruce	62	5	6	11	6	310	1	0	1	0	33	15.2%
Weaver, Jason	44	4	5	9	-2	56	1	0	0	0	53	7.5%
Trbojevich, Dean	66	2	5	7	0	94	0	0	0	2	44	4.5%
Simon, Darcy	13	1	3	4	7	56	0	0	0	0	17	5.9%
Nedomansky, Vashi	7	3	0	3	-2	4	1	0	1	0	25	12.0%
Cornforth, Mark	8	1	2	3	0	20	0	0	0	0	9	11.1%
Reddick, Pokey	10	0	2	2	0	0	0	0	0	0	0	0.0%
Batyrshin, Ruslan	22	0	2	2	-6	54	0	0	0	0	9	0.0%
Linden, Jamie	2	0	1	1	0	5	0	0	0	0	1	0.0%
Feasby, Scott	4	0	1	1	1	0	0	0	0	0	0	0.0%
Lavigne, Eric	4	0	1	1	0	13	0	0	0	0	6	0.0%
Gordon, Ian	49	0	1	1	0	4	0	0	0	0	0	0.0%
Manning, Blair	2	0	0	0	0	0	0	0	0	0	0	0.0%
McSween, Don	2	0	0	0	-1	4	0	0	0	0	1	0.0%
Reid, Shawn	2	0	0	0	-1	2	0	0	0	0	1	0.0%
Tucker, Travis	2	0	0	0	-2	7	0	0	0	0	4	0.0%
Drevitch, Scott	3	0	0	0	-4	0	0	0	0	0	9	0.0%
Vilneff, Mark	5	0	0	0	1	0	0	0	0	0	0	0.0%
Johnson, Cory	8	0	0	0	-4	4	0	0	0	0	7	0.0%
Lalime, Patrick	31	0	0	0	0	2	0	0	0	0	1	0.0%
Bench	82	6		6		36			6			
Griffins Totals	82	225	348	573		2133	66	7	38	39	2244	10.0%
Opponent Totals	82	242	390	632		2044	96	5	44	42	2498	9.7%



1997-98 SEASON

REGULAR SEASON

Goalie	GP	MIN	GAA	W	L	SOL	EN	SO	GA	SAVES	SPCT
Lalime, Patrick	31	1749:17	2.61	10	10	9	4	2	76	853	0.918
Gordon, Ian	49	2573:21	2.68	23	16	4	1	1	115	1127	0.907
Reddick, Pokey	10	575:14	3.44	5	5	0	0	0	33	276	0.893
Griffins Totals	82	4920:00	2.95	38	31	13	5	2	242	2256	0.903
Opponent Totals	82	4920:00	2.74	44	32	6	5	7	225	2025	0.902

REGULAR SEASON

1st PER		2nd PER		Scoring by Period				SHOOTOUT		TOTALS	
GF	GA	GF	GA	GF	GA	GF	GA	GF	GA	GF	GA
68	77	79	78	72	74			6	13	225	242

1st PER		2nd PER		Shots by Period				TOTALS	
SF	SA	SF	SA	SF	SA	SF	SA	SF	SA
736	824	779	856	729	805	2244	2485		

Power Play: 66-403 (16.7%) 12th of 18 in IHL

Penalty Kill: 389-485 (80.2%) 16th of 18 in IHL

PLAYOFFS

Player	GP	G	A	PTS	+/-	PIM	PP	SH	GW	FG	SHT	PCT
Greig, Mark	3	0	4	4	0	4	0	0	0	0	11	0.0%
Patterson, Ed	3	2	1	3	-2	8	2	0	0	1	6	33.3%
Ruchty, Matt	3	1	2	3	0	20	1	0	0	0	7	14.3%
Cole, Danton	3	1	1	2	-2	0	0	0	0	0	12	8.3%
Metropolit, Glen	3	1	1	2	-1	0	1	0	0	0	12	8.3%
Richards, Travis	3	1	1	2	-2	4	0	0	0	0	4	25.0%
Hnidy, Shane	3	0	2	2	2	23	0	0	0	0	9	0.0%
Ashe, Tom	3	1	0	1	-2	6	0	0	0	0	5	20.0%
Weaver, Jason	2	0	1	1	0	0	0	0	0	0	2	0.0%
Bullock, Greg	3	0	1	1	0	4	0	0	0	0	5	0.0%
Lalime, Patrick	1	0	0	0	0	0	0	0	0	0	0	0.0%
Linden, Jamie	1	0	0	0	0	0	0	0	0	0	0	0.0%
Gordon, Ian	2	0	0	0	0	0	0	0	0	0	0	0.0%
Boivin, Claude	3	0	0	0	-2	8	0	0	0	0	2	0.0%
Cornforth, Mark	3	0	0	0	-1	17	0	0	0	0	2	0.0%
Huffman, Kerry	3	0	0	0	-1	2	0	0	0	0	9	0.0%
Nedomansky, Vashi	3	0	0	0	-1	0	0	0	0	0	8	0.0%
Nelson, Todd	3	0	0	0	0	2	0	0	0	0	7	0.0%
Spiridonov, Maxim	3	0	0	0	0	0	0	0	0	0	2	0.0%
Bench	3					0						
Griffins Totals	3	7	14	21		98	4	0	0	1	103	6.8%
Opponent Totals	3	13	24	37		93	8	1	3	2	99	13.1%

PLAYOFFS

Goalie	GP	MIN	GAA	W	L	EN	SO	GA	SAVES	SPCT
Lalime, Patrick	1	77:15	3.11	0	1	0	0	4	33	0.892
Gordon, Ian	2	118:48	3.54	0	2	2	0	7	53	0.883
Griffins Totals	3	197:15	3.95	0	3	2	0	13	86	0.869
Opponent Totals	3	197:15	2.13	3	0	0	0	7	96	0.932

PLAYOFFS

1st PER		2nd PER		Scoring by Period				OVERTIME		TOTALS	
GF	GA	GF	GA	GF	GA	GF	GA	GF	GA	GF	GA
2	3	3	4	2	5			0	1	7	13

1st PER		2nd PER		Shots by Period				OVERTIME		TOTALS	
SF	SA	SF	SA	SF	SA	SF	SA	SF	SA	SF	SA
38	32	35	32	25	26	5	9	103	99		

Power Play: 4-23 (17.4%) 6th of 16 in IHL

Penalty Kill: 16-24 (66.7%) 16th of 16 in IHL



1997-98 RESULTS

GAME	DATE	OPP/HOME ATT.	SCORE	RECORD	GAME	DATE	OPP/HOME ATT.	SCORE	RECORD
1	10/3	MICH (10,834)	5-3 W	1-0-0	42	1/14	@ Lvg	0-2 L	22-17-3
2	10/4	@ Mich	4-5 L	1-1-0	43	1/16	@ Utah	0-3 L	22-18-3
3	10/10	CLE (10,834)	2-3 L	1-2-0	44	1/17	@ Lb	1-6 L	22-19-3
4	10/11	@ Kc	2-1 W	2-2-0	45	1/20	QUE (10,451)	4-2 W	23-19-3
5	10/17	@ Que	1-5 L	2-3-0	46	1/23	IND (10,834)	2-3 L	23-20-3
6	10/18	@ Que	5-2 W	3-3-0	47	1/24	FTW (10,834)	3-2 W	24-20-3
7	10/24	CHI (10,834)	1-2 L	3-4-0	48	1/27	MICH (10,655)	5-3 W	25-20-3
8	10/25	@ Mich	3-2 SOW	4-4-0	49	1/30	CHI (10,834)	7-1 W	26-20-3
9	10/29	@ Chi	4-2 W	5-4-0	50	1/31	@ Mich	1-2 L	26-21-3
10	10/30	IND (10,657)	3-4 L	5-5-0	51	2/1	@ Mil	2-5 L	26-22-3
11	11/1	CIN (10,834)	3-2 SOW	6-5-0	52	2/6	@ Orl	3-7 L	26-23-3
12	11/7	SAN (10,834)	4-3 W	7-5-0	53	2/7	@ Orl	3-4 SOL	26-23-4
13	11/8	SAN (10,834)	4-1 W	8-5-0	54	2/13	@ Mich	7-5 W	27-23-4
14	11/11	@ Orl	4-3 W	9-5-0	55	2/14	FTW (10,834)	6-5 SOW	28-23-4
15	11/13	MIL (10,624)	4-2 W	10-5-0	56	2/15	@ Ftw	3-4 SOL	28-23-5
16	11/14	MTB (10,834)	3-2 W	11-5-0	57	2/17	ORL (10,561)	0-2 L	28-24-5
17	11/18	MTB (9,806)	6-2 W	12-5-0	58	2/20	ORL (10,834)	2-3 SOL	28-24-6
18	11/21	@ Mtb	4-5 L	12-6-0	59	2/24	MICH (10,834)	2-1 W	29-24-6
19	11/23	@ Mtb	4-2 W	13-6-0	60	2/26	IND (10,560)	3-2 W	30-24-6
20	11/25	HOU (10,388)	0-3 L	13-7-0	61	2/27	CIN (10,834)	3-5 L	30-25-6
21	11/27	@ Ftw	3-1 W	14-7-0	62	2/28	@ Ind	5-6 SOL	30-25-7
22	11/28	DET (10,834)	4-2 W	15-7-0	63	3/3	MTB (10,129)	3-4 SOL	30-25-8
23	11/29	@ Det	4-1 W	16-7-0	64	3/6	@ Hou	3-4 SOL	30-25-9
24	12/4	@ Det	1-4 L	16-8-0	65	3/7	@ San	5-4 SOW	31-25-9
25	12/5	ORL (10,834)	3-5 L	16-9-0	66	3/10	IND (10,565)	2-3 L	31-26-9
26	12/6	ORL (10,834)	4-1 W	17-9-0	67	3/12	MICH (10,644)	1-2 SOL	31-26-10
27	12/12	@ Cle	5-2 W	18-9-0	68	3/13	@ Cin	4-3 W	32-26-10
28	12/14	@ Que	0-1 SOL	18-9-1	69	3/14	FTW (10,834)	1-2 L	32-27-10
29	12/16	@ Que	3-2 SOW	19-9-1	70	3/17	CLE (10,206)	2-1 W	33-27-10
30	12/18	@ Cle	2-5 L	19-10-1	71	3/20	CLE (10,834)	2-1 W	34-27-10
31	12/20	LVG (10,834)	2-4 L	19-11-1	72	3/21	CHI (10,834)	2-3 SOL	34-27-11
32	12/22	FTW (10,834)	2-3 SOL	19-11-2	73	3/22	@ Cin	1-8 L	34-28-11
33	12/26	@ Mich	4-3 W	20-11-2	74	3/25	@ Mil	2-3 SOL	34-28-12
34	12/29	FTW (10,834)	0-1 L	20-12-2	75	3/27	KC (10,834)	1-6 L	34-29-12
35	12/31	DET (10,834)	2-3 L	20-13-2	76	3/28	CIN (10,834)	5-3 W	35-29-12
36	1/2	@ Cle	3-2 W	21-13-2	77	4/1	@ Ind	3-2 SOW	36-29-12
37	1/3	@ Cin	2-0 W	22-13-2	78	4/3	@ Kc	2-4 L	36-30-12
38	1/5	@ Det	0-2 L	22-14-2	79	4/4	@ Kc	2-1 W	37-30-12
39	1/6	QUE (10,316)	1-4 L	22-15-2	80	4/8	@ Cle	3-0 W	38-30-12
40	1/9	DET (10,834)	2-4 L	22-16-2	81	4/10	@ Ind	2-3 SOL	38-30-13
41	1/10	@ Mich	3-4 SOL	22-16-3	82	4/11	QUE (10,834)	1-4 L	38-31-13

Eastern Quarterfinals - #5 Grand Rapids lost to #4 Cincinnati, 0-3

P1	4/17	@ Cin	2-4 L	0-1
P2	4/18	@ Cin	2-5 L	0-2
P3	4/22	CIN (8,751)	3-4 OTL	0-3

OPENING NIGHT LINEUP

4	D. Simon	D	20	Reddick	G
5	McSween	D	21	Hnidy	D
7	Picard	F	23	Patterson	F
9	Tallaire	F	24	Richards	D
11	Ruchty	F	25	Weaver	F
12	Sullivan	F	32	Trbojevich	D
16	Cole	F	34	Clancy	F
17	Greig	F	35	Gordon	G
19	Metropolit	F	44	T. Nelson	D

SEASON FINALE LINEUP

9	Spiridonov	F	23	Patterson	F
10	Nedomansky	F	24	Richards	D
11	Ruchty	F	26	Bullock	F
12	Cornforth	D	27	Ashe	D
16	Cole	F	28	Huffman	D
17	Greig	F	32	Linden	F
19	Metropolit	F	35	Gordon	G
20	Boivin	F	40	Lalime	G
21	Hnidy	D	44	T. Nelson	D



1996-97 SEASON

Regular Season – 5th of 5 in Northeast Division, 6th of 9 in Eastern Conference, 10th of 19 in IHL

Overall: 40-30-12, 92 points
 Home: 21-13-7, 49 points
 Road: 19-17-5, 43 points

Playoffs – Lost in Eastern Quarterfinals

Eastern Quarterfinals – Lost to #3 Orlando, 2-3

General Manager – Bob McNamara

Head Coach – Dave Allison

Assistant Coach – Curtis Hunt

Medical Therapist – Rob Snitzer

Equipment Manager – Tim Paris

REGULAR SEASON

Player	GP	G	A	PTS	+/-	PIM	PP	SH	GW	FG	SHT	PCT
Picard, Michel	82	46	55	101	14	58	12	1	12	8	246	18.7%
Nelson, Jeff	82	34	55	89	8	85	13	0	3	9	208	16.3%
Demitra, Pavol	42	20	30	50	6	24	2	0	1	4	170	11.8%
Adams, Kevyn	82	22	25	47	2	47	4	3	3	4	207	10.6%
Ruchty, Matt	63	14	20	34	8	364	5	0	1	4	85	16.5%
McCann, Sean	76	8	26	34	-2	46	4	0	0	3	147	5.4%
Hankinson, Ben	68	16	13	29	-4	219	5	0	4	3	189	8.5%
Remackel, Chad	70	9	18	27	1	36	3	0	1	3	96	9.4%
McSween, Don	75	7	20	27	17	66	0	0	1	1	93	7.5%
Cole, Danton	35	8	18	26	8	24	1	0	2	2	79	10.1%
Richards, Travis	77	10	13	23	2	83	5	1	0	0	157	6.4%
Nelson, Todd	81	3	18	21	2	32	0	0	1	1	121	2.5%
Jasecko, Stanislav	62	3	15	18	13	48	0	0	0	1	103	2.9%
Linden, Jamie	48	8	8	16	1	138	0	1	0	1	55	14.5%
Simon, Darcy	71	4	12	16	6	327	0	0	0	1	67	6.0%
Dobbin, Brian	29	4	5	9	-5	39	0	0	1	1	34	11.8%
Armstrong, Bill	35	1	8	9	-15	39	0	0	0	0	47	2.1%
Ramsay, Bruce	66	3	5	8	-6	306	0	0	1	0	29	10.3%
Corse, Keli	19	3	4	7	0	2	0	2	1	1	22	13.6%
Gervais, Victor	14	2	4	6	1	16	0	0	0	0	15	13.3%
Vasilevski, Alex	10	1	5	6	-1	43	0	0	1	0	12	8.3%
Hachborn, Len	19	2	2	4	-6	6	2	0	0	0	32	6.3%
Traverse, Patrick	10	2	1	3	-1	10	0	0	0	0	29	6.9%
Allison, Scott	12	2	1	3	3	41	0	0	0	0	19	10.5%
Smith, Darin	14	2	1	3	0	23	0	0	0	0	15	13.3%
Johnson, Cory	12	1	2	3	-1	4	0	1	0	0	15	6.7%
Manning, Blair	8	1	1	2	3	4	0	0	0	0	9	11.1%
Trbojevich, Dean	30	1	1	2	-1	73	0	0	0	0	34	2.9%
Ciruss, Aigars	1	0	1	1	1	0	0	0	0	0	1	0.0%
Maurice, Mike	2	0	1	1	1	0	0	0	0	0	2	0.0%
Yule, Steve	3	0	1	1	-1	9	0	0	0	0	3	0.0%
Hurd, Kelly	4	0	1	1	-2	4	0	0	0	0	1	0.0%
Reddick, Pokey	61	0	1	1	0	19	0	0	0	0	0	0.0%
Blouin, Jean	1	0	0	0	-1	0	0	0	0	0	1	0.0%
Rybovic, Lubomir	1	0	0	0	0	0	0	0	0	0	1	0.0%
Solari, Kelvin	1	0	0	0	-1	2	0	0	0	0	0	0.0%
Fair, Quinn	2	0	0	0	0	0	0	0	0	0	0	0.0%
Muller, Mike	2	0	0	0	-3	4	0	0	0	0	2	0.0%
Frappier, Shawn	3	0	0	0	0	0	0	0	0	0	1	0.0%
Gordon, Ian	5	0	0	0	0	0	0	0	0	0	0	0.0%
Mazzoli, Pat	5	0	0	0	0	0	0	0	0	0	0	0.0%
Lacher, Blaine	11	0	0	0	0	18	0	0	0	0	0	0.0%
Moss, Tyler	15	0	0	0	0	2	0	0	0	0	0	0.0%
Bench	82	7		7		60			7			
Griffins Totals	82	244	391	635		2321	56	9	40	47	2347	10.4%
Opponent Totals	82	246	391	637		2398	65	9	42	34	2452	10.0%

REGULAR SEASON

Goalie	GP	MIN	GAA	W	L	SOL	EN	SO	GA	SAVES	SPCT
Reddick, Pokey	61	3244:50	2.48	30	14	10	4	6	134	1436	0.915
Moss, Tyler	15	715:05	2.94	5	6	1	3	0	35	328	0.904
Gordon, Ian	5	257:06	3.50	2	2	0	0	0	15	125	0.893
Mazzoli, Pat	5	168:39	3.56	2	0	0	0	0	10	88	0.898
Lacher, Blaine	11	510:41	3.76	1	8	1	1	0	32	229	0.877
Griffins Totals	82	4920:00	3.00	40	30	12	8	5	246	2206	0.900
Opponent Totals	82	4920:00	2.98	42	33	7	5	5	244	2110	0.899



1996-97 SEASON

REGULAR SEASON

1st PER		2nd PER		3rd PER		SHOOTOUT		TOTALS	
GF	GA	GF	GA	GF	GA	GF	GA	GF	GA
88	65	75	91	74	78	7	12	244	246

1st PER		2nd PER		3rd PER		TOTALS	
SF	SA	SF	SA	SF	SA	SF	SA
784	831	786	888	777	721	2347	2440

Power Play: 56-379 (14.8%) 17th of 19 in IHL
 Penalty Kill: 311-376 (82.7%) 10th of 19 in IHL

PLAYOFFS

Player	GP	G	A	PTS	+/-	PIM	PP	SH	GW	FG	SHT	PCT
Cole, Danton	5	3	1	4	0	2	0	0	1	2	12	25.0%
Hankinson, Ben	5	2	2	4	1	4	1	0	0	0	16	12.5%
Richards, Travis	5	1	3	4	1	2	1	0	0	1	13	7.7%
Nelson, Jeff	5	0	4	4	0	4	0	0	0	0	11	0.0%
Simon, Darcy	5	1	2	3	4	35	0	0	0	0	6	16.7%
Picard, Michel	5	2	0	2	-2	10	0	0	0	0	15	13.3%
Adams, Kevyn	5	1	1	2	-1	4	0	0	0	0	14	7.1%
Linden, Jamie	5	1	1	2	0	4	0	0	0	0	6	16.7%
Nelson, Todd	5	1	0	1	-3	0	1	0	1	0	12	8.3%
Manning, Blair	1	0	1	1	1	0	0	0	0	0	3	0.0%
Traverse, Patrick	2	0	1	1	0	2	0	0	0	0	5	0.0%
McSween, Don	3	0	1	1	-1	8	0	0	0	0	4	0.0%
Reddick, Pokey	5	0	1	1	0	0	0	0	0	0	0	0.0%
Ruchty, Matt	5	0	1	1	1	23	0	0	0	0	6	0.0%
Trboyevich, Dean	5	0	1	1	1	14	0	0	0	0	1	0.0%
Vasilevski, Alex	5	0	1	1	0	19	0	0	0	0	9	0.0%
Gordon, Ian	1	0	0	0	0	0	0	0	0	0	0	0.0%
Remackel, Chad	1	0	0	0	0	0	0	0	0	0	3	0.0%
Allison, Scott	4	0	0	0	-1	21	0	0	0	0	7	0.0%
Ramsay, Bruce	4	0	0	0	0	2	0	0	0	0	1	0.0%
McCann, Sean	5	0	0	0	-1	2	0	0	0	0	13	0.0%
Bench	5					0						
Griffins Totals	5	12	21	33		156	3	0	2	3	157	7.6%
Opponent Totals	5	14	26	40		148	5	0	3	2	155	9.0%

PLAYOFFS

Goalie	GP	MIN	GAA	W	L	EN	SO	GA	SAVES	SPCT
Gordon, Ian	1	0:32	0.00	0	0	0	0	0	0	0.000
Reddick, Pokey	5	335:51	2.32	2	3	1	0	13	141	0.916
Griffins Totals	5	339:25	2.47	2	3	1	0	14	141	0.910
Opponent Totals	5	339:25	2.12	3	2	0	0	12	145	0.924

PLAYOFFS

1st PER		2nd PER		3rd PER		OVERTIME		TOTALS	
GF	GA	GF	GA	GF	GA	GF	GA	GF	GA
5	4	4	4	2	6	1	0	12	14

1st PER		2nd PER		3rd PER		OVERTIME		TOTALS	
SF	SA	SF	SA	SF	SA	SF	SA	SF	SA
52	60	47	39	46	42	12	14	157	155

Power Play: 3-28 (10.7%) 16th of 16 in IHL
 Penalty Kill: 23-28 (82.1%) 6th of 16 in IHL



1996-97 RESULTS

GAME	DATE	OPP/HOME ATT.	SCORE	RECORD	GAME	DATE	OPP/HOME ATT.	SCORE	RECORD
1	10/5	@ Ind	1-0 W	1-0-0	42	1/10	UTAH (10,834)	1-0 W	21-16-5
2	10/8	@ Det	6-7 SOL	1-0-1	43	1/11	PHX (10,834)	2-3 SOL	21-16-6
3	10/11	ORL (10,834)	1-3 L	1-1-1	44	1/12	@ Det	3-5 L	21-17-6
4	10/12	CIN (10,834)	3-4 L	1-2-1	45	1/14	@ Chi	7-1 W	22-17-6
5	10/17	@ Hou	2-1 W	2-2-1	46	1/17	@ Mich	3-2 SOW	23-17-6
6	10/19	@ Orl	2-5 L	2-3-1	47	1/18	@ Cin	3-2 SOW	24-17-6
7	10/22	@ San	2-5 L	2-4-1	48	1/22	FTW (10,640)	4-5 L	24-18-6
8	10/24	MICH (10,834)	2-0 W	3-4-1	49	1/24	LB (10,834)	6-1 W	25-18-6
9	10/26	@ Mich	4-2 W	4-4-1	50	1/25	@ Cin	0-3 L	25-19-6
10	10/30	CIN (10,118)	5-4 SOW	5-4-1	51	1/31	CIN (10,834)	5-2 W	26-19-6
11	11/1	CHI (10,834)	4-3 W	6-4-1	52	2/1	CIN (10,834)	2-3 L	26-20-6
12	11/2	SAN (10,834)	0-6 L	6-5-1	53	2/2	@ Cle	2-5 L	26-21-6
13	11/5	@ Que	3-2 SOW	7-5-1	54	2/6	@ Ftw	1-4 L	26-22-6
14	11/7	FTW (10,834)	2-3 L	7-6-1	55	2/8	@ Mich	3-4 SOL	26-22-7
15	11/9	CLE (10,834)	2-3 L	7-7-1	56	2/11	ORL (10,834)	5-1 W	27-22-7
16	11/12	MICH (10,834)	3-4 SOL	7-7-2	57	2/14	DET (10,834)	1-3 L	27-23-7
17	11/15	CLE (10,834)	2-0 W	8-7-2	58	2/21	@ Ftw	4-2 W	28-23-7
18	11/19	@ Que	3-4 L	8-8-2	59	2/22	QUE (10,834)	3-2 W	29-23-7
19	11/22	@ Orl	2-5 L	8-9-2	60	2/23	QUE (10,834)	4-5 L	29-24-7
20	11/23	@ Orl	1-4 L	8-10-2	61	2/27	IND (10,834)	5-2 W	30-24-7
21	11/25	MICH (10,834)	4-1 W	9-10-2	62	3/1	ORL (10,834)	4-3 W	31-24-7
22	11/29	FTW (10,834)	4-3 SOW	10-10-2	63	3/2	QUE (10,834)	3-2 W	32-24-7
23	11/30	@ Ind	2-1 W	11-10-2	64	3/4	@ Utah	1-2 L	32-25-7
24	12/1	@ Cin	3-2 W	12-10-2	65	3/5	@ Phx	3-2 W	33-25-7
25	12/6	MICH (10,834)	5-1 W	13-10-2	66	3/7	@ Cin	3-2 SOW	34-25-7
26	12/7	@ Ftw	4-5 SOL	13-10-3	67	3/8	@ Cin	2-3 SOL	34-25-8
27	12/11	@ Cle	2-5 L	13-11-3	68	3/9	@ Orl	4-6 L	34-26-8
28	12/13	LVG (10,834)	7-4 W	14-11-3	69	3/11	@ Orl	0-4 L	34-27-8
29	12/14	MTB (10,834)	3-2 W	15-11-3	70	3/14	KC (10,834)	2-3 SOL	34-27-9
30	12/17	@ Mil	4-6 L	15-12-3	71	3/15	KC (10,834)	6-3 W	35-27-9
31	12/20	CLE (10,834)	1-2 SOL	15-12-4	72	3/21	@ Que	4-2 W	36-27-9
32	12/21	@ Ind	3-1 W	16-12-4	73	3/23	@ Que	3-1 W	37-27-9
33	12/22	@ Chi	1-3 L	16-13-4	74	3/28	IND (10,834)	0-1 SOL	37-27-10
34	12/26	DET (10,834)	7-0 W	17-13-4	75	3/29	@ Det	2-1 SOW	38-27-10
35	12/27	@ Ftw	8-3 W	18-13-4	76	3/30	@ Det	0-5 L	38-28-10
36	12/30	QUE (10,834)	3-6 L	18-14-4	77	4/1	IND (10,834)	2-3 SOL	38-28-11
37	12/31	CIN (10,834)	4-8 L	18-15-4	78	4/4	CLE (10,834)	3-1 W	39-28-11
38	1/3	IND (10,834)	2-6 L	18-16-4	79	4/5	@ Mich	2-4 L	39-29-11
39	1/4	@ Ind	3-2 W	19-16-4	80	4/11	@ Cle	3-4 SOL	39-29-12
40	1/5	@ Chi	4-3 W	20-16-4	81	4/12	CLE (10,834)	3-5 L	39-30-12
41	1/7	DET (10,834)	2-3 SOL	20-16-5	82	4/13	MICH (10,834)	4-2 W	40-30-12

Eastern Quarterfinals - #6 Grand Rapids lost to #3 Orlando, 2-3

P1	4/17	@ Orl	3-1 W	1-0
P2	4/21	@ Orl	5-4 2OTW	2-0
P3	4/23	ORL (10,137)	1-4 L	2-1
P4	4/26	ORL (10,834)	1-2 L	2-2
P5	4/28	@ Orl	2-3 L	2-3

OPENING NIGHT LINEUP

4	D. Simon	D	16	Gervais	F
5	McSween	D	19	K. Adams	F
7	Picard	F	20	Reddick	G
8	Jasecko	D	21	Hurd	F
9	J. Nelson	F	23	Rybovic	F
10	McCann	D	24	Richards	D
13	Dobbin	F	27	B. Armstrong	F
14	Darin Smith	F	31	Lacher	G
15	Hachborn	F	44	T. Nelson	D

SEASON FINALE LINEUP

4	D. Simon	D	20	Reddick	G
5	McSween	D	21	Ramsay	F
7	Picard	F	22	Hankinson	F
9	J. Nelson	F	23	Linden	F
10	McCann	D	24	Richards	D
11	Ruchty	F	26	Vasilevski	F
12	Allison	F	27	Trbojevich	D
16	Cole	F	35	Gordon	G
19	K. Adams	F	44	T. Nelson	D



GRIFFINS ALL-TIME ROSTER

Player	Position	Seasons	GP	Regular Season					Playoffs					
				G	A	PTS	+/-	PIM	GP	G	A	PTS	+/-	PIM
Abdelkader, Justin	C	2008-10	109	35	41	76	4	188	10	6	2	8	2	23
Adams, Bryan	LW	2002-03	74	8	17	25	7	37	13	2	0	2	-5	4
Adams, John	D	2005-06	5	0	0	0	0	0						
Adams, Keyvn	C	1996-97	82	22	25	47	2	47	5	1	1	2	-1	4
Afanasenkov, Dmitry	LW	2001-02	18	1	2	3	2	2						
Alban, Chad	G	2000-01;02-03	5	0	0	0	0	2						
Aldridge, Keith	D	2000-01	36	3	8	11	10	99	10	0	2	2	7	8
Allison, Scott	LW	1996-97	12	2	1	3	3	41	4	0	0	0	-1	21
Almquist, Adam*	D	2011-13	71	10	21	31	12	34	21	3	7	10	5	12
Amadio, Greg	D	2004-06;10-12	202	2	12	14	-12	574	3	0	0	0	-1	0
Andersson, Joakim*	C	2008-09;10-13	189	38	63	101	6	121	20	4	7	11	-6	4
Angel, Brett	D	2005-06	4	0	0	0	1	5						
Armstrong, Bill	LW	1996-97	35	1	8	9	-15	39						
Armstrong, Riley	RW	2009-10	17	3	2	5	0	14						
Ashe, Tom	D	1997-99	129	6	15	21	15	122	3	1	0	1	-2	6
Atherton, P.J.	D	2008-09	16	1	2	3	-1	12						
Aubry, Louis-Marc*	C	2011-13	126	9	19	28	-8	99	14	0	1	1	3	0
Avery, Sean	C	2002-03	15	6	6	12	2	82						
Axelsson, Dick	LW	2009-10	17	2	3	5	1	6						
Ayers, Mike	G	2004-05	1	0	0	0	0	0						
Bala, Chris	LW	2001-02	70	21	16	37	11	9	4	0	1	1	-3	0
Ballantyne, Paul	D	2002-05	39	1	2	3	-2	24						
Barnes, Ryan	LW	2002-05	211	18	27	45	19	493	19	1	1	2	-6	24
Barney, Scott	RW	2006-07	40	4	8	12	-1	26						
Baseggio, Dave	D	1999-00	15	0	7	7	7	6	15	0	6	6	1	6
Batyrshin, Ruslan	D	1997-98	22	0	2	2	-6	54						
Baxter, Jim	D	2003-04	2	1	0	1	1	0						
Bayrack, Mike	LW	2001-02	2	0	0	0	0	0						
Beaubien, Frederick	G	1999-00	1	0	0	0	0	0						
Beckett, Jason	D	2006-07	4	1	0	1	1	2						
Bednar, Jared	D	1998-99	74	3	18	21	-11	220						
Berens, Sean	C	2000-01	37	3	8	11	11	26	4	0	0	0	0	0
Berkhoel, Adam	G	2007-08	31	0	0	0	0	2						
Bicanek, Radim	D	1998-99	46	8	17	25	-4	48						
Billins, Chad*	D	2012-13	76	10	27	37	4	40	24	2	12	14	5	12
Bilotto, Nic	D	2003-04	4	0	1	1	0	0	1	0	0	0	0	0
Bjork, Anders	C	1998-99	35	8	6	14	-5	17						
Black, James	RW	2001-02	29	6	10	16	-12	10						
Blanchard, Sean	D	2000-01	10	0	0	0	4	7						
Blouin, Jean	RW	1996-97	1	0	0	0	-1	0						
Boileau, Patrick	D	2002-03	23	2	11	13	2	39						
Boisvert, Hugo	C	2001-04	232	38	47	85	12	164	24	6	4	10	-5	22
Boivin, Claude	LW	1997-98	31	12	5	17	10	69	3	0	0	0	-2	8
Bonello, Brad	C	2005-06	8	0	1	1	0	12						
Bonni, Ryan	D	2003-04	54	1	6	7	4	98	4	0	0	0	-4	8
Bootland, Darryl	RW	2002-07	293	72	68	140	24	1164	41	9	10	19	-1	130
Bouchard, Joel	D	2000-01	19	3	9	12	7	8						
Bouchard, Robin	RW	2004-05	4	0	1	1	0	6						
Brimanis, Aris	D	1998-99	66	16	21	37	1	70						
Brisson, David	RW	2003-04	33	3	1	4	-3	2						
Brookbank, Sheldon	D	2001-03	75	2	12	14	8	160	15	1	3	4	0	28
Brookbank, Wade	D	2001-02	73	1	6	7	2	337	3	0	1	1	1	14
Brooks, Brendan	RW	2006-07	51	9	8	17	-7	44						
Brown, David	G	2010-11	2	0	1	1	0	0						
Brule, Eric	D	2000-01	2	0	0	0	0	0						
Brunnstrom, Fabian	LW	2011-12	45	12	23	35	6	41						
Buckberger, Ashley	RW	1998-99	11	1	2	3	-1	0						
Bullock, Greg	C	1997-98	35	9	19	28	5	58	3	0	1	1	0	4
Burke, Gerry	D	2006-07	2	0	0	0	0	0						
Butsayev, Slava	C	1999-01	143	61	70	131	59	150	27	5	17	22	6	42
Callahan, Mitch*	RW	2011-13	119	17	12	29	-6	196	24	6	5	11	1	33
Cameron, Scott	LW	2005-06	3	0	0	0	-1	2						
Campbell, Ed	D	2002-03	80	0	12	12	12	140	15	0	1	1	-1	22
Campbell, Jeff	LW	2006-07	61	10	21	31	3	2	5	0	0	0	0	2
Charleston, Dan	F	2008-09	3	0	0	0	0	4						
Chaulk, Colin	C	2001-02	13	3	1	4	-2	15	2	0	1	1	0	2
Chelios, Chris	D	2008-09	2	0	1	1	0	2						
Chouinard, Mathieu	G	2000-02	53	0	2	2	0	2	3	0	0	0	0	0
Ciernik, Ivan	LW	1999-02	134	42	51	93	47	117	16	5	12	17	14	28



GRIFFINS ALL-TIME ROSTER

Player	Position	Seasons	Regular Season							Playoffs					
			GP	G	A	PTS	+/-	PIM	GP	G	A	PTS	+/-	PIM	
Cipruss, Aigars	C	1996-97	1	0	1	1	1	0							
Clancy, Greg	C	1997-98	49	9	3	12	-6	26							
Clark, Neil	LW	2007-08	14	0	0	0	-3	14							
Coetzee, Willie	RW	2009-13	89	11	16	27	-14	33							
Colaiacovo, Carlo	D	2012-13	2	0	0	0	0	0							
Cole, Danton	RWC	1996-00	190	35	42	77	1	110	8	4	2	6	-2	2	
Coles, Bruce	LW	1998-99	15	1	7	8	-1	10							
Collins, Rob	C/RW	2001-03	78	11	22	33	10	16	15	3	8	11	4	10	
Conklin, Ty	G	2011-12	12	0	0	0	0	0							
Conner, Chris	RW	2011-12	57	16	37	53	4	22							
Corazzini, Carl	RW	2007-08	80	24	36	60	-19	14							
Cornforth, Mark	D	1997-98	8	1	2	3	0	20	3	0	0	0	-1	17	
Corpse, Keli	C	1996-97	19	3	4	7	0	2							
Crosty, Paul	D/F	2009-10	58	0	2	2	-11	170							
Crowley, Mike	D	2000-01	22	4	12	16	9	10							
Cullen, Mark	C	2007-08	59	16	31	47	-10	61							
Curtin, Luke	LW	1998-99	4	0	0	0	-2	2							
Cyr, Ryan	G	2006-07	1	0	0	0	0	0							
Daavettilla, Trent	LW	2009-11	3	1	0	1	-1	0							
DaCosta, Jeff	D	2000-01	1	0	0	0	-1	2							
Dahlman, Toni	RW	2001-02	50	6	8	14	4	25	4	0	0	0	-1	0	
Daigle, Sylvain	G	2000-01	1	0	0	0	0	0							
DeKeyser, Danny*	D	2012-13							6	0	1	1	0	8	
Delmore, Andy	D	2009-10	54	5	15	20	4	32							
Demidov, Ilja	D	2000-02	61	1	5	6	1	73	2	0	1	1	4	21	
Demitra, Pavol	LW	1996-97	42	20	30	50	6	24							
DeSantis, Mark	D	1998-99	7	0	0	0	1	9							
DiCasmirro, Nate	RW	2005-06	72	16	36	52	27	97	16	3	3	6	1	20	
Dobbin, Brian	RW	1996-97	29	4	5	9	-5	39							
Doig, Jason	D	2001-02	57	1	17	18	13	103	5	0	0	0	-4	18	
Dolyny, Rustyn	RW	2002-03	1	0	0	0	-1	2							
Downey, Aaron	RW	2008-09	65	2	7	9	-8	126	10	0	1	1	0	44	
Drevitch, Scott	D	1997-98	3	0	0	0	-4	0							
Eaton, Mark	D	2004-05	29	3	3	6	2	21							
Edwardson, Derek	C	2004-05	3	0	0	0	0	0							
Ehrhardt, Travis	D	2009-12	135	5	22	27	-3	99							
Eldred, Matt	D	2002-03	2	0	0	0	1	0							
Elick, Mickey	D	1998-99	17	3	6	9	-2	8							
Ellis, Matt	C/LW	2003-07	282	69	84	153	24	187	27	8	4	12	-4	26	
Emmertson, Cory	C/LW	2006-11	217	34	77	111	-10	66	11	1	0	1	2	2	
Emmons, John	C	1999-01	73	11	16	27	7	82	16	1	4	5	1	28	
Engelhardt, Brett	RW	2007-08	42	8	8	16	-9	33							
Ericsson, Jonathan	D	2006-09	176	17	61	78	21	233	7	0	0	0	-1	8	
Estoclet, Adam	LW	2011-12	12	1	1	2	0	4							
Evans, Brennan*	D	2012-13	76	0	7	7	9	148	24	2	6	8	10	36	
Exelby, Garnet	D	2011-12	75	7	14	21	8	177							
Fair, Quinn	D	1996-97	2	0	0	0	0	0							
Feasby, Scott	D	1997-98	4	0	1	1	1	0							
Ference, Brad	D	2007-08	32	1	1	2	-5	78							
Ferraro, Landon*	C	2009-10;11-13	130	33	34	67	0	91	24	5	11	16	0	11	
Fiebelkorn, Jed	RW	1998-99	5	0	2	2	-1	5							
Filppula, Ilari	C	2010-11	76	20	44	64	0	24							
Filppula, Valtteri	C	2005-07	77	22	52	74	25	32	16	7	9	16	-4	4	
Fojtik, Josef	LW	2007-08	13	0	2	2	-4	12							
Fountain, Mike	G	1999-01	88	0	4	4	0	8	9	0	2	2	0	0	
Fournier, Gleason*	D	2011-13	43	2	8	10	-1	37	6	0	1	1	2	2	
Frappier, Shawn	D	1996-97	3	0	0	0	0	0							
Frederick, Joe	RW	1998-99	45	23	18	41	-1	98							
Gagnon, Aaron	C	2008-09	61	8	11	19	6	28	10	1	2	3	2	2	
Gagnon, Sean	D	2000-01	70	4	16	20	17	226	10	2	3	5	7	30	
Galvin, Tom	D	2006-10	191	3	37	40	15	120	10	1	2	3	-3	8	
Gelech, Randall	RW	2007-09	75	7	8	15	-10	39							
Gervais, Victor	C	1996-97	14	2	4	6	1	16							
Giroux, Alexandre	C	2001-02	70	11	16	27	5	74							
Glendingen, Luke*	C	2012-13	51	8	18	26	12	50	24	6	10	16	8	30	
Goldmann, Erich	D	1999-00	26	1	1	2	-1	15							
Gordon, Ian	G	1996-99	95	0	2	2	0	4	3	0	0	0	0	0	
Gorovikov, Konstantin	C	1999-01	125	16	33	49	17	78	8	1	0	1	3	4	
Goulet, Stephane	RW	2006-07	2	0	0	0	0	2							



GRIFFINS ALL-TIME ROSTER

Player	Position	Seasons	Regular Season						Playoffs					
			GP	G	A	PTS	+/-	PIM	GP	G	A	PTS	+/-	PIM
Gove, David	C	2001-02	17	2	4	6	2	8						
Grant, Triston*	LW	2012-13	75	4	6	10	1	196	24	2	2	4	3	26
Greenough, Nick	RW	2002-03	18	2	1	3	0	51						
Greig, Mark	RW	1997-98	69	26	36	62	9	103	3	0	4	4	0	4
Grigorenko, Igor	RW	2007-08	5	0	0	0	-1	4						
Grimes, Kevin	D	1999-01	9	0	0	0	0	17						
Groulx, Danny	D	2002-05	203	12	31	43	25	235	10	0	1	1	2	7
Gruden, John	D	1999-02	141	10	37	47	31	90	27	3	8	11	6	18
Gustavsson, Jonas	G	2012-13	1	0	0	0	0	0						
Hachborn, Len	C	1996-97	19	2	2	4	-6	6						
Hackert, Michael	LW	2005-06	16	0	3	3	1	14						
Hall, Mike	C	2000-01	7	1	0	1	-2	0						
Hankinson, Ben	RW	1996-97	68	16	13	29	-4	219	5	2	2	4	1	4
Harrold, Josh	D	2000-01	14	0	2	2	0	4						
Hartigan, Mark	C	2007-08	48	23	19	42	-6	76						
Hartlieb, Ernie	LW	2004-05	44	3	6	9	-4	23						
Hay, Darrell	D	2007-08	4	0	1	1	-3	2						
Haydar, Darren	RW	2008-09	79	31	49	80	-22	26	10	4	7	11	5	4
Hedden, Mike	LW	2010-11	3	0	1	1	0	2						
Helm, Darren	C	2007-09	122	29	39	68	-23	54						
Helmer, Bryan	D	2004-06	160	19	62	81	36	202	16	1	8	9	2	24
Henkel, Jim	C	2003-04	15	2	1	3	3	4						
Himelfarb, Eric	C	2003-07	214	46	60	106	-11	181	27	1	3	4	-14	24
Hlushko, Todd	LW	1998-99	82	24	26	50	-4	78						
Hnidy, Shane	D	1997-98;00-01	79	6	12	18	1	212	3	0	2	2	2	23
Hocking, Justin	D	2000-01	6	0	0	0	-2	12						
Hoggan, Jeff*	LW	2012-13	76	20	25	45	7	31	24	5	7	12	2	14
Howard, Jimmy	G	2005-09	186	0	6	6	0	57	30	0	0	0	0	8
Hudler, Jiri	F	2003-06	185	65	114	179	22	112	20	7	21	28	-2	22
Huffman, Kerry	D	1997-99	77	4	24	28	6	66	3	0	0	0	-1	2
Hull, Jody	RW	2001-02	3	2	1	3	1	2						
Hurd, Kelly	RW	1996-97	4	0	1	1	-2	4						
Hurme, Jani	G	1999-00	52	0	1	1	0	30	17	0	2	2	0	4
Hussey, Marc	D	1998-99	13	0	6	6	3	14						
Hussey, Matt	LW	2006-07	75	15	29	44	1	36	6	1	1	2	2	2
Hutchins, Jeff	LW	2004-05	12	1	0	1	1	45						
Hymovitz, David	LW	2001-02	80	15	33	48	16	22	5	1	2	3	2	0
Insana, Jon	D	2004-08	125	4	19	23	0	69	5	1	0	1	-2	4
Jackson, Jim	D	2006-07	1	0	0	0	0	0						
Jackson, Todd	RW	2004-06	35	0	3	3	-3	12						
Janik, Doug	D	2009-12	193	21	71	92	34	235						
Jarnkrok, Calle	C	2012-13	9	0	3	3	3	0						
Jasecko, Stanislav	D	1996-97	62	3	15	18	13	48						
Johansson, Jonas	RW	2006-07	12	3	2	5	1	10						
Johnson, Cory	LW	1996-98	20	1	2	3	-5	8						
Johnson, Jamie	C	2010-12	154	33	63	96	-13	66						
Jorde, Ryan	D	2005-06	3	0	0	0	-1	2						
Joseph, Curtis	G	2003-04	1	0	0	0	0	0						
Jozsa, Jason	D	2007-09	73	2	11	13	1	42	10	0	5	5	3	7
Jurco, Tomas*	RW	2012-13	74	14	14	28	6	22	24	8	6	14	1	21
Kaminsky, Yan	LW	1998-99	7	0	2	2	-1	0						
Karlander, Kory	LW/C	1998-00;03-05;07-08	171	25	40	65	2	208	4	0	0	0	-2	0
Keefe, Adam	RW	2006-08;10-11	88	4	6	10	-8	318						
Keller, Ryan	RW	2005-07	48	10	8	18	-6	40	13	0	0	0	1	0
Kelly, Brent	C	2004-05	22	3	4	7	0	4						
Kelly, Chris	C	2001-02	31	3	3	6	0	20	5	1	1	2	0	5
Kenny, Shane	D	1999-00	24	1	1	2	-4	38						
Kindl, Jakob	D	2005-11	237	13	76	89	-58	225	17	2	3	5	-1	2
King, Derek	LW	1999-01;02-04	264	73	130	203	71	83	46	16	25	41	3	18
Kinley, Cleve	D	2006-08	11	0	2	2	-2	4						
Knox, Ryan	D	2001-03	27	5	6	11	-1	14	1	0	0	0	0	2
Knuble, Mike	RW	2012-13	1	0	1	1	0	0						
Kochan, Dieter	G	1999-00	2	0	1	1	0	0						
Kolanos, Kryz	C	2006-07	17	6	6	12	4	8						
Kolosov, Sergei	D	2008-11	192	6	14	20	-30	113	10	0	0	0	4	9
Koopmans, Logan	G	2005-06	1	0	0	0	0	0						
Kopecky, Tomas	LW/RW	2002-06	243	63	75	138	40	218	31	3	4	7	-7	33
Kordic, Dan	D	1998-99	3	0	0	0	1	0						
Kroll, Johann	D	2009-10	2	0	0	0	0	2						



GRIFFINS ALL-TIME ROSTER

Player	Position	Seasons	GP	Regular Season						Playoffs					
				G	A	PTS	+/-	PIM	GP	G	A	PTS	+/-	PIM	
Kronwall, Niklas	D	2003-06	102	15	51	66	11	73							
Kruppke, Gord	D	1998-99	42	0	5	5	-11	93							
Kuparinen, Mikko	D	1998-99	19	0	2	2	-2	35							
Kwiatkowski, Joel	D	2000-02	142	12	38	50	48	152	15	2	2	4	1	16	
Lacher, Blaine	G	1996-97	11	0	0	0	0	18							
LaFleur, Brian	D	1998-99	4	0	0	0	-1	2							
Lajeunesse, Simon	G	2001-02	26	0	0	0	0	0	2	0	0	0	0	0	0
Lalime, Patrick	G	1997-98	31	0	0	0	0	2	1	0	0	0	0	0	0
Lambert, Judd	G	2000-01	3	0	0	0	0	0							
Lamothe, Marc	G	2002-04	103	0	3	3	0	8	19	0	0	0	0	0	6
Lampf, Cody	D	2012-13	1	0	1	1	1	0							
Landry, Jon	D	2010-11	1	0	0	0	-1	0							
Langfeld, Josh	RW	2001-02;06-07	106	34	35	69	0	73	5	2	0	2	-2	0	
Larson, Daniel	G	2008-10	93	0	0	0	0	14							
Lashoff, Brian*	D	2008-13	162	11	24	35	-2	91	26	1	5	6	-4	12	
Lavigne, Eric	D	1997-98	4	0	1	1	0	13							
Lebda, Brett	D	2003-06	111	6	25	31	11	76	15	1	4	5	-12	10	
Legace, Manny	G	2005-06	1	0	1	1	0	0							
Legault, Jay	RW	2004-05	2	0	0	0	-1	0							
Leino, Ville	LW	2008-09	57	15	31	46	2	18	10	3	10	13	0	10	
Lemieux, Francis	LW/RW	2007-10	105	21	29	50	8	96	7	0	1	1	-2	8	
Lepine, Jason	D	2010-11	1	0	2	2	3	2							
Leroux, Francois	LW	1998-99	13	1	1	2	-5	22							
Lilja, Andreas	D	2009-10	4	0	0	0	-2	6							
Lindberg, Chris	LW	1997-98	18	8	14	22	7	25							
Linden, Jamie	RW	1996-98	50	8	9	17	1	143	6	1	1	2	0	4	
Little, Neil	G	1998-99	50	0	2	2	0	6							
Liv, Stefan	G	2006-07	35	0	0	0	0	6							
Lojkin, Alexei	LW	1998-99	10	1	2	3	-6	4							
Luciuk, Andrew	C	2002-03	2	1	0	1	1	4							
Lundbohm, Bryan	C	2004-05	3	0	0	0	-2	0							
MacDonald, Joey	G	2002-07;10-12	210	0	8	8	0	49	2	0	0	0	0	2	
MacIntyre, Drew	G	2004-06	37	0	0	0	0	0	5	0	0	0	0	0	0
MacLean, Cail	RW	2000-01	16	2	0	2	-3	0							
MacLean, Donald	LW/C	1998-99;05-06	104	62	45	107	15	71	14	6	2	8	-1	8	
Manlow, Eric	C	2004-06	141	46	68	114	1	68	16	3	3	6	1	12	
Manning, Blair	C	1996-98	10	1	1	2	3	4	1	0	1	1	1	0	
Martens, Nick	D	2005-06	67	4	12	16	8	54	7	0	1	1	1	2	
Martins, Steve	C	2001-02	51	10	21	31	4	66	3	0	0	0	-1	0	
Mason, Wes	LW	2001-02	6	1	0	1	0	4							
Matzka, Scott	C	2001-02	4	1	0	1	1	2							
Maurice, Mike	C	1996-97;99-01	14	1	4	5	5	5	3	0	2	2	1	0	
May, Brad	LW	2009-10	17	5	5	10	-1	40							
Mazzoli, Pat	G	1996-97	5	0	0	0	0	0							
McBain, Jason	D	1999-00	16	1	6	7	5	23	15	2	5	7	2	12	
McCann, Sean	D	1996-97	76	8	26	34	-2	46	5	0	0	0	-1	2	
McCarthy, Jeremiah	D	2002-03	11	0	1	1	-2	2	12	0	1	1	-1	6	
McCarty, Darren	RW	2007-09	32	10	11	21	-1	42	10	3	1	4	-6	8	
McCollum, Tom*	G	2009-13	113	0	2	2	0	14							
McDonnell, Kent	RW	2005-06	77	21	37	58	-11	171	16	5	4	9	2	20	
McGrath, Evan	C	2006-10	262	49	66	115	-14	116	7	0	0	0	2	0	
McSorley, Marty	D	2000-01	14	0	2	2	6	36							
McSween, Don	D	1996-98	77	7	20	27	16	70	3	0	1	1	-1	8	
Meech, Derek	D	2004-08;10-11	304	27	75	102	11	246	23	0	3	3	5	8	
Metcalfe, Jason	D	1999-00	2	0	0	0	1	9							
Metropolit, Glen	C	1997-99	156	48	88	136	31	182	3	1	1	2	-1	0	
Miller, Craig	D	2000-01	12	1	2	3	-2	2							
Miller, Kelly	LW	1999-00	26	4	4	8	11	8	7	0	1	1	-1	2	
Miller, Kevin	C/RW	1999-00;03-04	137	47	55	102	15	73	21	14	7	21	-3	35	
Miller, Kip	C	2000-02;04-05;06-07	203	75	133	208	19	104	17	5	13	18	-3	14	
Minard, Chris	LW	2010-12	118	39	28	67	6	70							
Mitera, Mark	D	2012-13	2	0	0	0	-1	0							
Moss, Tyler	G	1996-97	15	0	0	0	0	2							
Mowers, Mark	C/RW	2002-04	94	42	53	95	31	51	15	3	4	7	-1	4	
Moyer, Russ	D	2007-08	2	0	0	0	-2	0							
Mrazek, Petr*	G	2012-13	42	0	2	2	0	17	24	0	0	0	0	0	2
Mueller, Chris	F	2007-08	2	0	0	0	2	0							
Muller, Mike	D	1996-97	2	0	0	0	-3	4							



GRIFFINS ALL-TIME ROSTER

Player	Position	Seasons	GP	Regular Season					Playoffs					
				G	A	PTS	+/-	PIM	GP	G	A	PTS	+/-	PIM
Murphy, Joe	RW	2001-02	57	8	14	22	5	24	5	1	0	1	-1	0
Mursak, Jan*	RW/LW	2006-07;08-13	213	43	60	103	41	120	36	11	9	20	17	28
Myrvold, Anders	D	2003-04	71	0	21	21	3	94	4	0	1	1	-5	2
Naumenko, Nick	D	2006-07	6	0	3	3	-2	8						
Nedomansky, Vashi	RW	1997-99	19	6	4	10	-5	10	3	0	0	0	-1	0
Neil, Chris	RW	1999-01	129	24	31	55	26	655	18	2	4	6	1	46
Nelson, Jeff	C	1996-97;03-04;05-06	148	49	87	136	24	134	9	1	4	5	-3	8
Nelson, Todd	D	1996-98;99-00;01-02	236	11	56	67	53	123	25	1	2	3	4	12
Nezrasil, Andrej*	RW	2011-13	50	6	4	10	-3	8	1	0	0	0	-2	0
Newbury, Kris	C	2009-10	52	11	22	33	-13	144						
Nicastro, Max	D	2012-13	25	1	2	3	0	10						
Nolan, Tom	C	1998-99	6	0	1	1	-3	2						
Norris, Warren	C	1998-00	7	0	0	0	-2	0						
Norton, Brad	D	2006-07	43	1	4	5	0	102	7	1	2	3	5	24
Novotney, Landon	LW	2007-08	2	0	0	0	0	0						
Nylander, Michael	C	2009-10	24	2	16	18	-8	14						
Nyquist, Gustav*	RW/LW	2010-13	122	46	76	122	18	54	10	2	5	7	-4	19
O'Leary, Mark	LW	2007-08	16	3	1	4	-3	29						
Oliver, David	RW	2000-01	51	14	17	31	5	35	10	6	2	8	3	8
Osgood, Chris	G	2005-06	3	0	0	0	0	2						
Oslund, Nick	RW	2011-12	5	0	1	1	0	2						
Oulahen, Ryan	LW	2005-09	302	53	54	107	0	140	23	0	2	2	2	6
Owens, Jordan	LW	2009-11	77	7	18	25	-13	123						
Paetsch, Nathan*	D	2012-13	70	4	27	31	13	32	24	0	11	11	5	21
Panzer, Jeff	C	2004-05	20	6	3	9	4	11						
Pare, Francis*	RW	2008-13	363	102	135	237	19	138	34	5	11	16	-1	14
Parillo, Nick	F	2002-03;04-05	5	1	0	1	0	9						
Parkes, Trevor	LW/RW	2011-13	80	5	12	17	5	58						
Parse, Scott	F	2006-07	10	2	5	7	-2	6	7	1	0	1	0	8
Patterson, Ed	RW	1997-98;99-01	225	51	75	126	27	457	18	7	5	12	4	27
Pavlikovsky, Rastislav	LW	1999-01	16	0	5	5	-3	24						
Pearce, Jordan*	G	2008-13	73	0	1	1	0	0						
Peterson, Brent	LW	1998-99	17	7	5	12	3	14						
Peterson, Brett	D	2008-09	18	0	1	1	0	4	1	0	1	1	1	0
Petrovicky, Robert	C	1998-00	56	31	35	66	11	91						
Picard, Michel	LW	1996-00;02-04	364	158	222	380	59	221	41	13	11	24	-11	24
Piche, Sebastien	D	2009-12	42	0	5	5	-12	35						
Pinfold, Dennis	D	1999-00	1	0	0	0	-1	7						
Plante, Philippe	D	1999-03;06-07	125	14	24	38	41	62	29	2	2	4	6	14
Prusek, Martin	G	2001-02	33	0	2	2	0	0	5	0	0	0	0	2
Pulkkinen, Teemu*	RW	2012-13	2	0	1	1	-1	2	14	3	2	5	2	10
Pyett, Logan	D	2008-12	288	23	70	93	-3	145	1	0	0	0	0	0
Quincey, Kyle	D	2005-08	201	16	59	75	2	382	18	0	1	1	-8	27
Quine, Alan	C	2011-12	3	0	1	1	1	0						
Rachunek, Karel	D	1999-00	62	6	20	26	18	64	9	0	5	5	5	6
Radunske, Brock	LW	2006-07	20	2	0	2	-3	12						
Raedeker, Brent	C	2008-09;10-13	171	22	21	43	-2	93						
Ramsay, Bruce	LW	1996-99	175	9	14	23	-3	781	4	0	0	0	0	2
Rankin, Evan	RW	2010-11	10	1	1	2	-2	7						
Reddick, Pokey	G	1996-98	71	0	3	3	0	19	5	0	1	1	0	0
Redenbach, Tyler	C	2007-08	28	3	7	10	-4	10						
Reid, Shawn	D	1997-98	2	0	0	0	-1	2						
Remackel, Chad	LW	1996-97	70	9	18	27	1	36	1	0	0	0	0	0
Rennette, Tyler	C	2003-04	2	0	0	0	-2	0						
Richards, Travis	D	1996-06	655	56	182	238	131	502	59	4	21	25	-5	42
Richardson, Bryan	C	2001-02	12	1	3	4	-2	4						
Rissmiller, Patrick	C	2009-10	63	20	25	45	2	18						
Ritola, Mattias	LW	2007-10	211	41	65	106	-6	144	8	0	2	2	-3	0
Rivers, Jamie	D	2000-01;03-04	4	0	0	0	2	6						
Roberts, Dave	LW	2000-01	72	27	36	63	29	47	10	1	2	3	2	8
Robinson, Nathan	LW/C	2002-05	172	35	56	91	6	75	11	0	3	3	2	2
Robinson, Todd	C	2004-05	40	7	19	26	5	6						
Roest, Stacy	C	2002-03	70	24	48	72	18	28	15	10	6	16	6	8
Rogers, Kyle	RW	2010-11	1	0	0	0	0	0						
Rohlf, David	RW	2009-10	5	0	0	0	-4	2						
Royer, Gaetan	RW	1998-99	52	12	6	18	-12	177						
Ruchty, Matt	LW	1996-99	140	23	34	57	17	682	8	1	3	4	1	43
Rudkowsky, Cody	G	2007-08	2	0	0	0	0	0						
Rufenach, Bryan	D	2011-12	13	0	2	2	-2	11						



GRIFFINS ALL-TIME ROSTER

Player	Position	Seasons	Regular Season						Playoffs					
			GP	G	A	PTS	+/-	PIM	GP	G	A	PTS	+/-	PIM
Ruid, J.C.	LW	2001-02	3	0	0	0	-2	2						
Rumble, Darren	D	1998-00	82	9	32	41	6	64						
Rybovic, Lubomir	LW	1996-97	1	0	0	0	0	0						
Ryno, Johan	LW	2007-08	12	3	4	7	3	8						
Sarault, Yves	LW	1999-00	62	17	26	43	9	77	17	7	4	11	8	32
Sasseville, Francois	C	1998-99	3	0	0	0	0	2						
Schastlivy, Petr	LW	1999-02	120	48	39	87	7	30	24	12	11	23	12	6
Schneekloth, Aaron	D	2002-04	58	1	7	8	4	14						
Shafranov, Konstantin	RW	1999-00	24	3	8	11	0	15						
Shannon, Darrin	LW	1998-99	10	1	5	6	3	12						
Sheahan, Riley*	C	2011-13	79	17	21	38	3	33	24	3	13	16	7	10
Shevalier, Jeff	LW	1999-00	2	0	0	0	0	0						
Shockey, Jonathan	D	2001-02	6	0	1	1	0	7						
Simon, Ben	LW	2006-07	21	4	5	9	1	28	7	0	0	0	-2	9
Simon, Darcy	D	1996-98	84	5	15	20	13	383	5	1	2	3	4	35
Skarperud, Tim	RW	2001-04	96	20	19	39	7	33	11	2	2	4	-2	0
Skinner, Brett*	D	2012-13	33	4	13	17	9	12	21	0	6	6	4	6
Sloan, Blake	RW	2003-05	85	19	13	32	1	72						
Smith, Adam	D	1998-99	5	0	0	0	-8	12						
Smith, Brendan	D	2010-13	152	27	59	86	18	263						
Smith, Dan	D	2006-07	80	1	10	11	13	97	7	0	1	1	-1	8
Smith, Darin	LW	1996-97	14	2	1	3	0	23						
Solari, Kelvin	LW	1996-97	1	0	0	0	-1	2						
Spady, Erik	D	2012-13	1	0	0	0	0	0						
Spezza, Jason	C	2001-02							3	1	0	1	1	2
Spiridonov, Maxim	RW	1997-99	41	11	17	28	0	12	3	0	0	0	0	0
Sproul, Ryan	D	2012-13	2	0	0	0	-1	2						
Snyubko, Andrei	D	1999-00	28	0	1	1	-2	109	2	0	0	0	1	9
Stafford, Garrett	D	2007-09	139	22	67	89	-1	86	10	0	5	5	-1	4
Stewart, Bobby	C	2000-01	7	0	2	2	0	0						
Stokes, Ryan	D	2009-10	7	0	1	1	-1	11						
Straub, Brandon	RW	2010-11	53	3	2	5	-2	147						
Sullivan, Brian	RW	1997-98	54	12	7	19	0	49						
Syvret, Danny	D	2006-07	57	4	16	20	-5	16						
Szysky, Chris	RW	1998-02	150	25	24	49	14	242	27	2	6	8	6	72
Tallaire, Sean	RW	1997-99	77	13	17	30	-9	65						
Tardif, Jamie	RW	2006-11	316	78	76	154	-20	322	12	2	0	2	2	8
Tatar, Tomas*	LW	2009-13	265	87	109	196	34	152	24	16	5	21	-1	23
Thomas, Mike	LW	2011-12	9	0	1	1	-2	15						
Tollefsen, Ole-Kristian	D	2009-10	16	1	0	1	-1	44						
Torquato, Zack	C	2007-09	12	1	0	1	0	8						
Traverse, Patrick	D	1996-97	10	2	1	3	-1	10	2	0	1	1	0	2
Trbojevic, Dean	D	1996-98	96	3	6	9	-1	167	5	0	1	1	1	14
Tremblay, J.F.	D	2000-01	2	0	0	0	1	0						
Tucker, Travis	D	1997-99	12	0	0	0	-6	38						
Turple, Dan	G	2007-08	1	0	0	0	0	0						
Ulmer, Jeff	RW	2001-02	73	9	17	26	3	65	5	0	1	1	-3	11
Vandermeer, Peter	LW	2004-05	73	4	13	17	4	310						
Van Drunen, Dave	D	1999-04	280	9	30	39	70	366	35	0	2	2	5	58
Vasilevski, Alex	RW	1996-97	10	1	5	6	-1	43	5	0	1	1	0	19
Vasilyev, Andrei	LW	1998-99	59	21	27	48	-16	24						
Vauclair, Julien	D	2001-02	71	5	14	19	1	18	4	0	1	1	-1	4
Vicari, Dominic	G	2006-07	1	0	0	0	0	0						
Vigilante, John	F	2009-10	79	11	14	25	3	31						
Vilneff, Mark	D	1997-98	5	0	0	0	1	0						
Virtue, Terry	D	2005-06	12	1	1	2	2	33	16	0	8	8	-1	42
Voce, Tony	LW	2006-07	25	4	6	10	1	37	7	3	2	5	3	6
Wallace, Buddy	C	1999-00	4	0	1	1	3	4						
Walsh, Mike	LW/RW	2006-10	47	6	1	7	-11	17						
Watt, Mike	LW	2006-07	1	0	0	0	0	0						
Weaver, Jason	LW	1997-99	54	4	6	10	0	84	2	0	1	1	0	0
White, Todd	C	2000-01	64	22	32	54	16	20	10	4	4	8	4	10
Whitcotton, Dustin	C	2001-03	10	1	0	1	5	10	1	0	0	0	0	0
Williams, Jason	C	2002-03	45	23	22	45	5	18	15	1	7	8	-6	16
Williams, Jeremy	RW	2009-10	77	32	31	63	-15	55						
Wilson, Clay	D	2005-06	60	10	27	37	17	40	16	0	3	3	3	8
Wilson, Landon	LW	2008-09	15	8	7	15	2	37						
Wong, Brandon	F	2009-10	3	0	1	1	0	0						
Wood, Derek	C	2000-01	6	1	1	2	-1	2						
Yule, Steve	D	1996-97	3	0	1	1	-1	9						



GRIFFINS ALL-TIME GOALTENDER ROSTER

Regular Season

Goalie	Seasons	GP	MIN	GAA	W	L	T/SOL	EN	SO	GA	SAVES	SPCT
Alban, Chad	2000-01;02-03	3	257:05	1.63	3	1	0	0	1	7	106	0.938
Ayers, Mike	2004-05	1	19:57	6.02	0	0	0	0	0	2	6	0.750
Beaubien, Frederick	1999-00	1	14:45	4.07	0	0	0	0	0	1	4	0.800
Berkhoel, Adam	2007-08	31	1697:07	2.93	10	14	4	3	1	83	657	0.888
Brown, David	2010-11	2	80:00	3.75	0	0	0	0	0	5	44	0.898
Chouinard, Mathieu	2000-02	53	2970:34	2.57	28	19	2	5	3	127	1126	0.899
Conklin, Ty	2011-12	12	724:31	2.40	8	4	0	1	0	29	314	0.915
Cyr, Ryan	2006-07	1	36:48	1.63	0	0	0	0	0	1	13	0.929
Daigle, Sylvain	2000-01	1	60:00	5.00	0	1	0	0	0	5	29	0.853
Fountain, Mike	1999-01	88	4855:22	2.24	55	17	10	4	9	181	2049	0.919
Gordon, Ian	1996-99	95	4979:44	3.05	41	37	7	4	3	253	2155	0.895
Gustavsson, Jonas	2012-13	1	60:00	1.00	1	0	0	0	0	1	26	0.963
Howard, Jimmy	2005-09	186	10659:17	2.67	90	73	11	11	14	475	4849	0.911
Hurme, Jani	1999-00	52	2948:21	2.18	29	15	4	2	4	107	1240	0.921
Joseph, Curtis	2003-04	1	60:00	1.00	1	0	0	0	0	1	20	0.952
Kochan, Dieter	1999-00	2	93:27	0.64	1	0	1	0	0	1	32	0.970
Koopmans, Logan	2005-06	1	39:46	7.54	0	1	0	0	0	5	13	0.722
Lacher, Blaine	1996-97	11	510:41	3.76	1	8	1	1	0	32	229	0.877
Lajeunesse, Simon	2001-02	26	1533:38	2.11	13	7	5	0	3	54	588	0.916
Lalime, Patrick	1997-98	31	1749:17	2.61	10	10	9	4	2	76	853	0.918
Lambert, Judd	2000-01	3	148:02	3.65	0	3	0	0	0	9	55	0.859
Lamothe, Marc	2002-04	103	5972:42	2.10	54	34	13	3	10	209	2530	0.924
Larsson, Daniel	2008-10	93	4992:07	2.81	45	36	4	8	6	234	2224	0.905
Legace, Manny	2005-06	1	60:00	2.00	1	0	0	0	0	2	20	0.909
Little, Neil	1998-99	50	2739:56	3.15	18	21	5	3	3	144	1218	0.894
Liv, Stefan	2006-07	34	1893:08	3.01	15	15	2	3	2	95	812	0.895
MacDonald, Joey	2002-07;10-12	210	11784:31	2.44	109	77	11	19	20	479	5362	0.918
MacIntyre, Drew	2004-06	37	1729:10	2.78	15	12	0	4	1	80	718	0.900
Mazzoli, Pat	1996-97	5	168:39	3.56	2	0	0	0	0	10	88	0.898
McCollum, Tom*	2009-13	113	6320:02	3.21	45	55	6	13	3	338	2728	0.890
Moss, Tyler	1996-97	15	715:05	2.94	5	6	1	3	0	35	328	0.904
Mrazek, Petr*	2012-13	42	2497:31	2.33	23	16	2	4	1	97	1053	0.916
Osgood, Chris	2005-06	3	179:44	3.34	2	1	0	1	0	10	75	0.882
Pearce, Jordan*	2008-13	73	3806:59	3.23	24	29	6	4	2	205	1738	0.894
Prusek, Martin	2001-02	33	1903:22	1.83	18	8	5	4	4	58	772	0.930
Reddick, Pokey	1996-98	71	3820:04	2.62	35	19	10	4	6	167	1712	0.911
Rudkowsky, Cody	2007-08	2	14:17	8.40	0	1	0	0	0	2	9	0.818
Turple, Dan	2007-08	1	20:00	3.00	0	0	0	0	0	1	6	0.857
Vicari, Dominic	2006-07	1	23:04	10.40	0	1	0	0	0	4	3	0.429

Playoffs

Goalie	Seasons	GP	MIN	GAA	W	L	EN	SO	GA	SAVES	SPCT
Chouinard, Mathieu	2000-02	3	134:46	1.78	1	1	1	0	4	58	0.935
Fountain, Mike	1999-01	9	541:45	2.77	5	3	0	1	25	218	0.897
Gordon, Ian	1996-99	3	119:20	3.52	0	2	2	0	7	53	0.883
Howard, Jimmy	2005-09	30	1795:13	2.74	12	17	3	0	82	733	0.899
Hurme, Jani	1999-00	17	1028:02	2.16	10	7	0	1	37	447	0.924
Lajeunesse, Simon	2001-02	2	21:16	2.82	0	0	0	0	1	3	0.750
Lalime, Patrick	1997-98	1	77:15	3.11	0	1	0	0	4	33	0.892
Lamothe, Marc	2002-04	19	1144:50	2.15	10	8	1	1	41	511	0.926
MacDonald, Joey	2002-07;10-12	2	47:19	6.34	0	1	0	0	5	22	0.815
MacIntyre, Drew	2004-06	5	259:41	1.62	3	1	1	0	7	110	0.940
Mrazek, Petr*	2012-13	24	1431:18	2.31	15	9	6	4	55	603	0.916
Prusek, Martin	2001-02	5	277:39	2.16	2	3	1	0	10	86	0.896
Reddick, Pokey	1996-98	5	335:51	2.32	2	3	1	0	13	141	0.916

* Won Calder Cup



GRIFFINS COACHING HISTORY

Season	Head Coach	Assistant Coaches	Regular Season									Playoffs			
			GP	W	L	T	OTL	SOL	PTS	PCT	GP	W	L	PCT	
1996-97	Dave Allison	Curtis Hunt	82	40	30	--	--	12	92	0.561	5	2	3	0.400	
1997-98	Dave Allison	Curtis Hunt	62	30	25	--	--	7	67	0.540					
	Bob McNamara	Curtis Hunt, Jeff Pyle	20	8	6	--	--	6	22	0.550	3	0	3	0.000	
1998-99	Guy Charron	Curtis Hunt	82	34	40	--	--	8	76	0.463					
1999-00	Guy Charron	Curtis Hunt, Danton Cole, Kelly Miller	82	51	22	--	--	9	111	0.677	17	10	7	0.588	
2000-01*	Bruce Cassidy	Danton Cole	82	53	22	--	4	3	113	0.689	10	6	4	0.600	
2001-02	Bruce Cassidy	Gene Reilly	80	42	27	11	0	--	95	0.594	5	2	3	0.400	
2002-03	Danton Cole	Todd Nelson, Derek King	80	48	22	8	2	--	106	0.663	15	10	5	0.667	
2003-04	Danton Cole	Greg Ireland, Derek King	80	44	28	8	0	--	96	0.600	4	0	4	0.000	
2004-05**	Danton Cole	Greg Ireland	48	24	22	--	1	1	50	0.521					
	Greg Ireland	Chris Cichocki	32	17	13	--	1	1	36	0.563					
2005-06	Greg Ireland	Jim Paek	80	55	20	--	1	4	115	0.719	16	8	8	0.500	
2006-07	Greg Ireland	Jim Paek	80	37	32	--	6	5	85	0.531	7	3	4	0.429	
2007-08	Mike Stothers	Jim Paek	80	31	41	--	2	6	70	0.438					
2008-09	Curt Fraser	Jim Paek	80	43	25	--	6	6	98	0.613	10	4	6	0.400	
2009-10	Curt Fraser	Jim Paek	80	34	39	--	3	4	75	0.469					
2010-11	Curt Fraser	Jim Paek	80	36	34	--	2	8	82	0.512					
2011-12	Curt Fraser	Jim Paek	76	33	32	--	7	4	77	0.507					
2012-13	Jeff Blashill*	Jim Paek, Spiros Anastas	76	42	26	--	4	4	92	0.605	24	15	9	0.625	
TOTALS			1362	702	506	27	39	88		0.572	116	60	56	0.517	

* In 2000-01, the IHL adopted overtime. Overtime losses and shootout losses were combined in a three-column standings format.

** In 2004-05, the AHL adopted the shootout, eliminating ties.

GRIFFINS HEAD COACHING RECORDS

Head Coach	Tenure	Regular Season									Playoffs			
		GP	W	L	T	OTL	SOL	PTS	PCT	GP	W	L	PCT	
Dave Allison	6/27/96-3/3/98	144	70	55	--	--	19	159	0.552	5	2	3	0.400	
Bob McNamara	3/3/98-7/8/98	20	8	6	--	--	6	22	0.550	3	0	3	0.000	
Guy Charron	7/8/98-6/29/00	164	85	62	--	--	17	187	0.570	17	10	7	0.588	
Bruce Cassidy	7/17/00-6/25/02	162	95	49	11	4	3	208	0.642	15	8	7	0.533	
Danton Cole	6/26/02-2/10/05	208	116	72	16	3	1	252	0.606	19	10	9	0.526	
Greg Ireland	2/10/05-6/15/07	192	109	65	--	8	10	236	0.615	23	11	12	0.478	
Mike Stothers	7/18/07-6/18/08	80	31	41	--	2	6	70	0.438					
Curt Fraser	7/23/08-6/18/12	316	146	130	--	18	22	332	0.525	10	4	6	0.400	
Jeff Blashill*	6/25/12-Present	76	42	26	--	4	4	92	0.605	24	15	9	0.625	

* Won Calder Cup



GRIFFINS ALL-TIME JERSEY NUMBERS

- | | | | |
|----|--|-----|---|
| 1 | Pearce, Conklin, Turple, Rudkowsky, Liv, MacIntyre, Alban, Kochan | 20 | Fournier, Straub, Daavettila, Jeremy Williams, Haydar, Tardif, Plante, Burke, Helmer, Rivers, Boileau, Ulmer, Crowley, Shevalier, Wallace, Petrovicky, Boivin, Reddick |
| 2 | Sproul, Colaiacovo, Lampi, Exelby, Atherton, Ference, Beckett, Amadio, Lebda, Rumble, Feasby, Frappier | 21 | Parkes, Daavettilla, Wong, Lemieux, Engelhardt, Kinley, Langfeld, B. Kelly, Edwardson, Brissou, Whitecotton, Hocking, Ciernik, Bednar, Hnidy, Ramsay, Hurd |
| 3 | Skinner, Mitera, Spady, Pyett, Hartigan, Syvret, C. Wilson, Insana, Vauclair, Plante, Pinfeld, Brimanis, Vilneff | 22 | Aubry, Owens, Ferraro, Delmore, Walsh, Chelios, Quincey, Legault, Ballantyne, Baxter, C. Kelly, Harrold, Gruden, Bicanek, Manning, Hankinson |
| 4 | Paetsch, Ehrhardt, Ericsson, Dan Smith, Virtue, J. Adams, Groulx, E. Campbell, Gruden, J. Bouchard, Metcalfe, Rumble, Kruppke, LaFleur, DeSantis, Batyrshin, D. Simon | 23 | Grant, Rufenach, Estoclet, Crosty, Tardif, Torquato, Karlander, Ellis, Collins, Murphy, Patterson, Vasilyev, Linden, Rybovic |
| 5 | Almquist, Sheahan, Hedden, Kindl, Norton, Kronwall, Angel, Jorde, Plante, W. Brookbank, Aldridge, Grimes, Tremblay, Brule, DaCosta, Kwiatkowski, McBain, Kenny, Kuperinen, Drevitch, Reid, McSween | *24 | Richards |
| 6 | Almquist, Nyquist, Lapine, Landry, Rankin, Tollefsen, Kroll, Brett Peterson, Redenbach, Ritola, Ericsson, Martens, Knox, Shockey, S. Gagnon, Sryubko, Grimes, Tucker, LaFleur | 25 | Jankrok, Knuble, Conner, Tardif, McCarty, Johansson, Barney, Barnes, Prusek, Blanchard, Maurice, Rivers, Oliver, Shafranov, Elick, Buckberger, Curtin, Fiebelkorn, Kordic, Weaver, Traverse, Muller, Blouin, Remackel |
| 7 | B. Smith, Owens, Delmore, Stokes, Lemieux, Piche, Stafford, Goulet, Manlow, Picard, Skarperud, Shockey, Whitecotton, Bayrack, King, Hlushko | 26 | Pulkkinen, Oslund, Meech, Lilja, Stokes, Andersson, L. Wilson, Ritola, Keefe, Brooks, Hudler, Bala, Oliver, Pavlikovsky, Baseggio, Bullock, Vasilevski |
| 8 | Coetzee, Emmerton, Kinley, Hay, B. Simon, Naumenko, J. Nelson, Bonello, N. Robinson, Collins, Whitecotton, Hull, Richardson, Neil, Spiridonov, Jasecko | 27 | Tatar, Galvin, A. Gagnon, Keefe, Bootland, Van Drunen, Norris, Ashe, Trbojevic, B. Armstrong |
| 9 | Pare, Coetzee, McGrath, Kip Miller, Kopecky, King, Roberts, Goldmann, D. MacLean, Spiridonov, Tallaire, J. Nelson | 28 | Jurco, Quine, Kolosov, Meech, T. Nelson, Butsayev, Leroux, A. Smith, Huffman |
| 10 | Hoggan, J. Johnson, Vigilante, Jozsa, Mueller, Walsh, Kindl, Radunske, MacLean, T. Robinson, Mowers, Giroux, Berens, Stewart, Kelly Miller, Karlander, Norris, Royer, Nedomansky, C. Johnson, McCann | 29 | Ferraro, May, Galvin, Fojtik, Ryno, Parse, Walsh, J. Jackson, Keller, Hartlieb, Doig, Wood, Plante, Rachunek, Ramsay |
| 11 | Nestrail, Thomas, Keefe, Rogers, Newbury, Leino, Gelech, Mursak, Kolanos, Sloan, Bonni, B. Adams, Boisvert, Millar, Hall, Szysky, Brent Peterson, Nedomansky, Ruchty, Maurice | 30 | McCollum, Vicari, Osgood, Joseph, Lajeunesse, Fountain |
| 12 | Raedeke, R. Armstrong, McGrath, Rohlf, Axelsson, Galvin, McDonell, Edwardson, Boisvert, Black, White, King, Kaminsky, Cornforth, Sullivan, Allison | 31 | MacDonald, Larsson, Berkhoel, Cyr, Lambert, Little, Moss, Lacher |
| 13 | Nyquist, Mursak, Ryno, Voce, Lebda, Dobbin | 32 | Lashoff, Walsh, Watt, Hutchins, Bilotto, Renette, McCarthy, Eldred, Afanasenkov, Bayrack, Ciernik, Linden, Trbojevic |
| 14 | Billins, Minard, Walsh, Raedeke, Gelech, Corazzini, Matt Hussey, DiCasmirro, Kip Miller, Lundbohm, Kevin Miller, Roest, Skarperud, Lojkin, Sasseville, Coles, Tallaire, C. Johnson, Darin Smith | 33 | Glendenning, Janik, Howard, Karlander, Plante, Dolyn, Richardson, Gove, McSorley, C. MacLean, Frederick, Lavigne, Tucker |
| 15 | Callahan, I. Filppula, Rissmiller, Helm, Emmerton, V. Filppula, Schneekloth, Knox, Luciuik, Martins, Sarault, Nolan, Coles, Manning, Corpse, Hachborn | 34 | Mrazek, Conklin, Brown, O'Leary, Moyer, Clark, J. Campbell, Bonello, Ayers, Parillo, N. Robinson, Clancy |
| 16 | Piche, Oulahan, Panzer, J. Nelson, Hymovitz, Cole, Solari, Cipruss, Gervais | 35 | Gustavsson, McCollum, Koopmans, Legace, Lamothe, Daigle, Alban, Hurme, Leaubien, Gordon, Mazzoli |
| 17 | Nicastro, Brunnstrom, Coetzee, Pare, Cullen, McGrath, T. Jackson, B. Kelly, R. Bouchard, Van Drunen, S. Brookbank, Szysky, Emmons, Shannon, Greig, Remackel | 36 | Pearce |
| 18 | Andersson, Ritola, Insana, Cameron, Vandermeer, Kopecky, Greenough, Chaulk, T. Nelson, Matzka, Plante, Gorovikov, Karlander, Bjork, Lindberg, Fair, Yule | 37 | Torquato, Kip Miller, Baseggio |
| 19 | Sheahan, Thomas, Amadio, Jeremy Williams, Abdelkader, Novotney, Grigorenko, Himelfarb, Skarperud, Schastliiv, Metropolit, K. Adams | 38 | Demitra |
| | | 39 | Mursak |
| | | 40 | Lalime |
| | | 42 | Hackert, Himelfarb, Avery, J. Bouchard |
| | | 43 | Henkel |
| | | 44 | Evans, Rufenach, Meech, Downey, Insana, Eaton, Myrvold, Kwiatkowski, T. Nelson, Marc Hussey |
| | | 46 | Charleston |
| | | 49 | Chouinard, Picard |
| | | 55 | DeKeyser |
| | | 57 | Bootland |
| | | 59 | Groulx |
| | | 61 | Dahlman |
| | | 73 | Jason Williams |
| | | 77 | N. Robinson, Demidov |
| | | 79 | Spezza, Ruid, S. Brookbank, Mason, Matzka |
| | | 82 | Kopecky |
| | | 92 | Nylander |

* Retired Nov. 24, 2006



GRIFFINS TEAM RECORDS – REGULAR SEASON

ATTENDANCE

Largest Home Attendance, Season:	443,284, 1996-97
Smallest Home Attendance, Season:	261,907, 2005-06
Largest Home Attendance Average:	10,811, 1996-97
Smallest Home Attendance Average:	6,548, 2005-06
Largest Home Attendance, Game:	10,834, 142 times (MR: 3/9/13 vs. Lake Erie)
Smallest Home Attendance, Game:	2,177, 10/29/09 vs. Houston

POINTS

Most Points, Season:	115, 2005-06 (55-20-1-4)
Fewest Points, Season:	70, 2007-08 (31-41-2-6)
Most Home Points, Season:	65, 2000-01 (31-7-3)
Fewest Home Points, Season:	40, 2009-10 (19-19-1-1), 2007-08 (18-18-1-3)
Most Road Points, Season:	57, 2002-03 (26-9-3-2)
Fewest Road Points, Season:	30, 2007-08 (13-23-1-3)

WINS/LOSSES/TIES

Most Wins, Season:	55, 2005-06
Fewest Wins, Season:	31, 2007-08
Most Home Wins, Season:	31, 2000-01
Fewest Home Wins, Season:	18, 2011-12, 2010-11, 2007-08
Most Road Wins, Season:	26, 2002-03
Fewest Road Wins, Season:	13, 2007-08
Fewest Regulation Losses, Season:	20, 2005-06
Most Regulation Losses, Season:	41, 2007-08
Fewest Home Regulation Losses, Season:	6, 2005-06
Most Home Regulation Losses, Season:	19, 2009-10
Fewest Road Regulation Losses, Season:	9, 2002-03
Most Road Regulation Losses, Season:	23, 2007-08
Most Ties, Season:	11, 2001-02
Fewest Ties, Season:	8, 2003-04, 2002-03
Most Home Ties, Season:	6, 2003-04
Fewest Home Ties, Season:	4, 2001-02
Most Road Ties, Season:	7, 2001-02
Fewest Road Ties, Season:	2, 2003-04
Highest Winning Percentage, Season:	0.719 (55-20-1-4), 2005-06
Lowest Winning Percentage, Season:	0.438 (31-41-2-6), 2007-08
Highest Home Winning Percentage, Season:	0.800 (30-6-1-3), 2005-06
Lowest Home Winning Percentage, Season:	0.500 (19-19-1-1), 2009-10 and (18-18-1-3), 2007-08
Highest Road Winning Percentage, Season:	0.713 (26-9-3-2), 2002-03
Lowest Road Winning Percentage, Season:	0.375 (13-23-1-3), 2007-08

OVERTIME (Since 2000-01) & SHOOTOUT (1996-01 and 2004-12)

Most Games Decided in Overtime, Season:	11, 2011-12
Fewest Games Decided in Overtime, Season:	2, 2001-02
Most Home Games Decided in Overtime, Season:	5, 2012-13, 2005-06
Fewest Home Games Decided in Overtime, Season:	0, 2001-02
Most Road Games Decided in Overtime, Season:	7, 2011-12
Fewest Road Games Decided in Overtime, Season:	2, 2010-11, 2009-10, 2007-08, 2005-06, 2003-04, 2001-02
Most Overtime Wins, Season:	6, 2005-06, 2004-05, 2003-04, 2002-03
Fewest Overtime Wins, Season:	1, 2010-11, 2009-10, 2006-07
Most Home Overtime Wins, Season:	4, 2005-06, 2003-04
Fewest Home Overtime Wins, Season:	0, 2010-11, 2001-02
Most Road Overtime Wins, Season:	4, 2004-05, 2002-03
Fewest Road Overtime Wins, Season:	0, 2009-10, 2006-07
Most Overtime Losses, Season:	7, 2011-12
Fewest Overtime Losses, Season:	0, 2003-04, 2001-02
Most Home Overtime Losses, Season:	3, 2012-13, 2011-12, 2008-09
Fewest Home Overtime Losses, Season:	0, 2003-04, 2002-03, 2001-02
Most Road Overtime Losses, Season:	4, 2011-12, 2006-07
Fewest Road Overtime Losses, Season:	0, 2005-06, 2004-05, 2003-04, 2001-02
Most Games Decided in Shootout, Season:	19, 1999-00, 1997-98, 1996-97
Fewest Games Decided in Shootout, Season:	8, 2011-12, 2009-10, 2000-01
Most Home Games Decided in Shootout, Season:	9, 1996-97
Fewest Home Games Decided in Shootout, Season:	4, 2012-13, 2011-12, 2009-10
Most Road Games Decided in Shootout, Season:	12, 1997-98
Fewest Road Games Decided in Shootout, Season:	2, 2000-01
Most Shootout Wins, Season:	10, 1999-00
Fewest Shootout Wins, Season:	4, 2011-12, 2009-10, 2007-08
Most Home Shootout Wins, Season:	5, 2006-07, 1999-00

2013-14 SEASON



Fewest Home Shootout Wins, Season:	2, 2012-13, 2011-12, 2010-11, 1997-98, 1996-97
Most Road Shootout Wins, Season:	5, 1999-00, 1996-97
Fewest Road Shootout Wins, Season:	0, 2007-08
Most Shootout Losses, Season:	13, 1997-98
Fewest Shootout Losses, Season:	2, 2004-05
Most Home Shootout Losses, Season:	7, 1996-97
Fewest Home Shootout Losses, Season:	1, 2009-10, 2004-05
Most Road Shootout Losses, Season:	8, 1997-98
Fewest Road Shootout Losses, Season:	1, 2005-06, 2004-05, 2000-01
Most Games Tied After Regulation, Season:	20, 2008-09, 2006-07
Fewest Games Tied After Regulation, Season:	12, 2009-10
Most Home Games Tied After Regulation, Season:	12, 2008-09
Fewest Home Games Tied After Regulation, Season:	4, 2001-02
Most Road Games Tied After Regulation, Season:	12, 1997-98
Fewest Road Games Tied After Regulation, Season:	4, 2003-04

STREAKS

Consecutive Wins, Start of Season:	5, 2004-05
Consecutive Losses, Start of Season:	2, 2002-03
Consecutive Non-Wins, Start of Season:	3, 2012-13 (0-2-0-1), 2002-03 (0-2-1-0)
Longest Winning Streak:	11, 3/5/06-3/31/06
Longest Home Winning Streak:	10, 1/23/04-2/27/04; 12/22/00-1/26/01
Longest Road Winning Streak:	7, 10/16/04-12/3/04
Longest Unbeaten Streak:	14, 10/25/02-11/27/02 (11-0-3-0)
Longest Home Unbeaten Streak:	16, 1/9/04-2/27/04 (13-0-3-0)
Longest Road Unbeaten Streak:	8, 1/6/02-2/2/02 (5-0-3-0)
Longest Point Streak:	16, 10/25/02-11/30/02 (11-0-3-2)
Longest Home Point Streak:	16, 1/9/04-2/27/04 (13-0-3-0)
Longest Road Point Streak:	12, 4/5/02-11/30/02 (9-0-1-2)
Longest Losing Streak (Regulation Only):	7, twice (MR: 1/17/10-2/3/10)
Longest Home Losing Streak (Regulation Only):	7, three times (MR: 12/12/09-1/15/10)
Longest Road Losing Streak (Regulation Only):	7, 3/6/08-4/2/08
Longest Losing Streak (Regulation, OT or SO):	10, 10/28/07-11/23/07 (0-8-0-2)
Longest Home Losing Streak (Regulation, OT or SO):	8, 10/20/07-11/23/07 (0-7-0-1)
Longest Road Losing Streak (Regulation, OT or SO):	9, 1/5/98-2/7/98 (0-7-2)
Longest Winless Streak:	10, 10/28/07-11/23/07 (0-8-0-2)
Longest Home Winless Streak:	8, 10/20/07-11/23/07 (0-7-0-1)
Longest Road Winless Streak:	9, 1/5/98-2/7/98 (0-7-2)
Consecutive Games Decided in Regulation:	31, 4/6/01-12/9/01
Consecutive Home Games Decided in Regulation:	24, 10/13/99-2/11/00
Consecutive Road Games Decided in Regulation:	23, 3/1/09-12/13/09
Consecutive Games Tied After Regulation:	5, 1/19/09-1/30/09
Consecutive Home Games Tied After Regulation:	6, 1/9/04-1/21/04
Consecutive Road Games Tied After Regulation:	4, 2/15/98-3/7/98
Consecutive Games Ending in a Tie:	2, three times (MR: 11/2/02-11/7/02)
Consecutive Home Games Ending in a Tie:	n/a
Consecutive Road Games Ending in a Tie:	n/a
Consecutive Games Scoring Goal:	87, 4/4/08-10/10/09
Consecutive Games Allowing Goal:	76, 1/11/97-1/2/98

ONE-GOAL DECISIONS

Most One-Goal Decisions, Season:	43, 2004-05, 1997-98
Most One-Goal Wins, Season:	25, 2004-05
Most One-Goal Losses, Season (inc. OT/SO):	24, 1997-98

SHUTOUTS

Most Shutouts Involved In, Season:	19, 2003-04
Fewest Shutouts Involved In, Season:	5, 2005-06
Most Shutouts, Season:	10, 2003-04
Fewest Shutouts, Season:	1, 2009-10
Most Home Shutouts, Season:	7, 2003-04
Fewest Home Shutouts, Season:	0, 1997-98
Most Road Shutouts, Season:	4, 2002-03
Fewest Road Shutouts, Season:	0, 2009-10
Most Games Shut-Out, Season:	10, 2001-02
Fewest Games Shut-Out, Season:	1, 2008-09, 2005-06, 2000-01
Most Home Games Shut-Out, Season:	6, 2001-02
Fewest Home Games Shut-Out, Season:	0, 2005-06, 2000-01
Most Road Games Shut-Out, Season:	5, 2007-08, 2004-05, 2003-04
Fewest Road Games Shut-Out, Season:	0, 2008-09, 2006-07
Consecutive Games Shutting-Out Opponent:	2, seven times (MR: 2/2/13-2/6/13)
Consecutive Home Games Shutting-Out Opponent:	3, 12/30/06-1/10/07
Consecutive Road Games Shutting-Out Opponent:	2, 11/26/03-11/30/03
Consecutive Games Shut-Out By Opponent:	2, 12/14/12-12/16-12, 11/17/10-11/19/10, 1/14/98-1/16/98

2013-14 SEASON



Consecutive Home Games Shut-Out By Opponent:
Consecutive Road Games Shut-Out By Opponent:
Longest Shutout Streak:
Longest Home Shutout Streak:
Longest Road Shutout Streak:

2, 11/10/10-11/19/10
2, 1/14/98-1/16/98
184:07, 3/1/02-3/7/02
204:39, 12/26/06-1/12/07
204:54, 11/23/03-12/10/03

GOALS

Most Goals For, Season:
Fewest Goals For, Season:
Most Goals Against, Season:
Fewest Goals Against, Season:
Most Goals For, Game:
Most Goals For, Home Game:
Most Goals For, Road Game:
Most Goals For, Loss:
Most Goals Against, Game:
Most Goals Against, Home Game:

323, 2005-06
195, 2003-04
281, 1998-99
166, 2003-04
11, 1/19/13 at Rockford (11-6)
10, 10/24/01 vs. Cincinnati (10-5)
11, 1/19/13 at Rockford (11-6)
6, 10/8/96 at Detroit (6-7 SOL)
10, 2/8/09 at Toronto (5-10)
8, 11/14/06 vs. Milwaukee (1-8),
12/31/96 vs. Cincinnati (4-8)
10, 2/8/09 at Toronto (5-10)
8, 11/27/10 at Chicago (10-8)
7, 11/27/10 at Chicago (2nd)
5, nine times (MR: 1/4/13 vs. Oklahoma City, 2nd)
7, 11/27/10 at Chicago (2nd)
6, four times (MR: 2/9/13 at Oklahoma City, 3rd)
6, 12/31/09 vs. Hamilton (2nd)
6, three times (MR: 2/9/13 at Oklahoma City, 3rd)
8, 11/11/11 at Hamilton (8-0); 2/24/02 vs. Utah (9-1);
4/1/01 at Cleveland (8-0)
8, 2/24/02 vs. Utah (9-1)
8, 11/11/11 at Hamilton (8-0); 4/1/01 at
Cleveland (8-0)

Most Goals Against, Road Game:
Most Goals Against, Win:
Most Goals For, Period:
Most Goals For, Home Period:
Most Goals For, Road Period:
Most Goals Against, Period:
Most Goals Against, Home Period:
Most Goals Against, Road Period:
Largest Margin of Victory, Game:

7, 11/14/06 vs. Milwaukee (1-8), 1/3/04 at
Milwaukee (0-7); 3/22/98 at Cincinnati (1-8)
7, 11/14/06 vs. Milwaukee (1-8)
7, 1/3/04 at Milwaukee (0-7); 3/22/98 at
Cincinnati (1-8)
18, 11/27/10 at Chicago (10-8)
15, 10/24/01 vs. Cincinnati (10-5)
18, 11/27/10 at Chicago (10-8)
:07, 10/19/96 at Orlando (3rd), Darrin
Smith, Ben Hankinson
:07, 12/8/07 vs. Syracuse (1st), Andrew Murray,
Jeffrey Szwec
:08, 12/30/08 at Peoria, Jamie Tardif
:09, 4/3/09 at Hamilton, Brock Trotter
:08, 12/30/08 at Peoria (1st), Jamie Tardif
:09, 4/3/09 at Hamilton (1st), Brock Trotter

Largest Margin of Victory, Home Game:
Largest Margin of Victory, Road Game:

Largest Margin of Defeat, Game:

Largest Margin of Defeat, Home Game:
Largest Margin of Defeat, Road Game:

Most Goals, Both Teams, Game:
Most Goals, Both Teams, Home Game:
Most Goals, Both Teams, Road Game:
Fastest Two Goals For:

Fastest Two Goals Against:

Fastest Goal For, Start of Game:
Fastest Goal Against, Start of Game:
Fastest Goal For, Start of Period:
Fastest Goal Against, Start of Period:

POWER PLAY/SHORTHANDED GOALS

Highest Power Play Percentage, Season:
Lowest Power Play Percentage, Season:
Highest Penalty Killing Percentage, Season:
Lowest Penalty Killing Percentage, Season:
Most Power Play Goals For, Season:
Fewest Power Play Goals For, Season:
Most Power Play Goals Against, Season:
Fewest Power Play Goals Against, Season:
Most Power Play Goals For, Game:

21.8, 2005-06
12.5, 2006-07
87.0, 2003-04
80.1, 2009-10
120, 2005-06
49, 2011-12
96, 1997-98
50, 2003-04
5, 2/16/06 at Cleveland (5-8); 2/4/06 vs. Syracuse (5-9);
1/6/06 at Houston (5-10)
6, 12/2/05 at Peoria (6-9)
5, 1/6/06 at Houston (3rd, 5-6)
4, 4/5/06 at Cleveland (2nd, 4-7)
13, 4/9/06 at Rochester (3-13); 12/2/05 at Peoria
(2-13); 10/15/05 vs. Houston (1-13)
15, 3/25/07 at Toronto (3-15)

Most Power Play Goals Against, Game:
Most Power Play Goals For, Period:
Most Power Play Goals Against, Period:
Most Power Play Opportunities, Game:

Most Power Play Opportunities Against, Game:
Most Shorthanded Goals For, Season:
Fewest Shorthanded Goals For, Season:
Most Shorthanded Goals Against, Season:
Fewest Shorthanded Goals Against, Season:
Most Shorthanded Goals For, Game:
Highest Power Play Percentage, Season:
Lowest Power Play Percentage, Season:

24, 2006-07
7, 1997-98
13, 1998-99
4, 2009-10, 2001-02
3, 2/16/07 vs. San Antonio, 10/17/98 at Michigan
21.8, 2005-06
12.5, 2006-07

2013-14 SEASON



Highest Penalty Killing Percentage, Season:	87.0, 2003-04
Lowest Penalty Killing Percentage, Season:	80.1, 2009-10
Most Power Play Goals For, Season:	120, 2005-06
Fewest Power Play Goals For, Season:	49, 2011-12
Most Power Play Goals Against, Season:	96, 1997-98
Fewest Power Play Goals Against, Season:	50, 2003-04
Most Power Play Goals For, Game:	5, 2/16/06 at Cleveland (5-8); 2/4/06 vs. Syracuse (5-9); 1/6/06 at Houston (5-10)
Most Power Play Goals Against, Game:	6, 12/2/05 at Peoria (6-9)
Most Power Play Goals For, Period:	5, 1/6/06 at Houston (3rd, 5-6)
Most Power Play Goals Against, Period:	4, 4/5/06 at Cleveland (2nd, 4-7)
Most Power Play Opportunities, Game:	13, 4/9/06 at Rochester (3-13); 12/2/05 at Peoria (2-13); 10/15/05 vs. Houston (1-13)
Most Power Play Opportunities Against, Game:	15, 3/25/07 at Toronto (3-15)
Most Shorthanded Goals For, Season:	24, 2006-07
Fewest Shorthanded Goals For, Season:	7, 1997-98
Most Shorthanded Goals Against, Season:	13, 1998-99
Fewest Shorthanded Goals Against, Season:	4, 2009-10, 2001-02
Most Shorthanded Goals For, Game:	3, 2/16/07 vs. San Antonio, 10/17/98 at Michigan
Most Shorthanded Goals Against, Game:	2, 4/9/11 at Rockford (inc. 1 EN), 3/28/09 at Philadelphia, 10/27/06 vs. Toronto (inc. 1 EN), 1/4/06 at Hamilton (inc. 1 EN)
Consecutive Games Scoring Power Play Goal:	13, 2/24/06-3/23/06
Consecutive Games Not Scoring Power Play Goal:	11, 1/17/01-2/9/01
Consecutive Games Allowing Power Play Goal:	12, 2/4/05-3/5/05
Consecutive Games Not Allowing Power Play Goal:	11, 12/27/08-1/17/09
Consecutive Opponent Power Plays Killed:	45, 11/15/03-12/10/03
SHOTS	
Most Shots For, Game:	58, 4/16/05 vs. San Antonio
Fewest Shots For, Game:	10, 3/23/03 vs. Houston
Most Shots For, Home Game:	58, 4/16/05 vs. San Antonio
Fewest Shots For, Home Game:	10, 3/23/03 vs. Houston
Most Shots For, Road Game:	51, 11/11/11 at Hamilton
Fewest Shots For, Road Game:	14, 3/13/03 at Houston
Most Shots Against, Game:	53, 3/13/03 at Houston
Fewest Shots Against, Game:	12, twice (MR: 10/13/01 vs. Hershey)
Most Shots Against, Home Game:	49, 11/5/04 vs. Houston
Fewest Shots Against, Home Game:	12, 10/13/01 vs. Hershey
Most Shots Against, Road Game:	53, 3/13/03 at Houston
Fewest Shots Against, Road Game:	12, 3/31/00 at Houston
Most Shots For, Period:	24, 3/19/11 vs. Rochester (1st)
Fewest Shots For, Period:	0, 3/23/03 vs. Houston (3rd)
Most Shots For, Home Period:	24, 3/19/11 vs. Rochester (1st)
Fewest Shots For, Home Period:	0, 3/23/03 vs. Houston (3rd)
Most Shots For, Road Period:	23, twice (MR, 3/31/06 at Manitoba, 3rd)
Fewest Shots For, Road Period:	1, 3/29/00 at Orlando (3rd)
Most Shots Against, Period:	25, 10/16/04 at Chicago (3rd)
Fewest Shots Against, Period:	0, 3/3/98 vs. Manitoba (3rd)
Most Shots Against, Home Period:	22, three times (MR: 12/5/10 vs. San Antonio, 2nd)
Most Shots Against, Home Period:	0, 3/3/98 vs. Manitoba (3rd)
Most Shots Against, Road Period:	25, 10/16/04 at Chicago (3rd)
Fewest Shots Against, Road Period:	1, three times (MR: 11/16/08 at Milwaukee, 3rd)
ASSISTS	
Most Assists, Season:	550, 2005-06
TOTAL POINTS (GOALS & ASSISTS)	
Most Points, Season:	873, 2005-06
PENALTIES	
Most Penalties, Season:	761, 1997-98
Fewest Penalties, Season:	429, 2012-13
Most Minor Penalties, Season:	656, 2005-06
Fewest Minor Penalties, Season:	342, 2012-13
Most Major Penalties, Season:	117, 1996-97
Fewest Major Penalties, Season:	21, 2008-09
Most Misconducts, Season:	44, 1996-97
Fewest Misconducts, Season:	3, 2006-07
Most Game Misconducts, Season:	14, 2000-01
Fewest Game Misconducts, Season:	0, 2008-09



ALL-TIME PENALTY SHOTS - FOR

Player	Goalie (Team)	Date	Period	Time	Result
Michel Picard	Jordan Willis (MIC)	10/3/97	2	3:26	N
Michel Picard	David Littman (ORL)	12/5/97	2	1:41	Y
Toni Dahlman	Wade Flaherty (UT)	2/24/02	1	2:02	Y
Bryan Adams	Tyler Moss (MTB)	12/17/02	2	19:12	Y
Mark Mowers	Seamus Kotyk (CLE)	2/9/03	2	2:48	N
Stacy Roest	Wade Flaherty (SAN)	3/8/03	3	8:36	N
Aaron Schneekloth	Dimitri Patzold (CLE)	12/10/03	2	6:30	N
Nathan Robinson	Brian Finley (MIL)	1/3/04	1	17:44	N
Kevin Miller	Tyler Moss (TOR)	3/17/04	2	4:49	N
Kip Miller	Chris Beckford-Tseu (PEO)	3/6/07	1	10:07	N
Eric Himelfarb*	Drew MacIntyre (MTB)	4/23/07	4	11:07	N
Darren Helm	Ondrej Pavelec (CHI)	1/26/08	2	13:53	Y
Carl Corazzini	Adam Dennis (RCH)	3/21/08	3	18:55	N
Darren Helm	Jason Bacashihua (LEM)	10/11/08	1	8:00	N
Ryan Oulahen	Marek Schwarz (PEO)	11/8/08	2	9:03	Y
Mattias Ritola	Al Montoya (SA)	10/18/09	3	18:43	N
Francis Pare	Josh Tordjman (SA)	12/9/09	2	10:18	Y
Ilari Filppula	Atte Engren (MIL)	4/10/11	1	13:28	N
Trevor Parkes	Drew MacIntyre (RCH)	10/16/11	2	14:34	N
Chris Conner	Jeremy Smith (MIL)	11/19/11	2	5:25	N
Tomas Tatar	Jeremy Smith (MIL)	11/19/11	3	8:48	N
Francis Pare	Tyler Beskorowany (TEX)	3/13/12	3	12:50	N
Doug Janik	David Leggio (RCH)	4/10/12	4	1:46	Y
Chad Billins	Danny Taylor (ABB)	2/2/13	1	9:48	N
Luke Glendening	Justin Peters (CHA)	2/17/13	2	7:51	N
Jeff Hoggan	Calvin Pickard (LE)	3/9/13	2	19:28	N
Mitch Callahan	Brian Foster (SA)	3/28/13	3	9:24	N
Tomas Jurco*	Yann Danis (OKC)	6/4/13	3	11:22	N

* Playoff game



ALL-TIME PENALTY SHOTS - AGAINST

Player (Team)	Goalie	Date	Period	Time	Result
Brad Tapper (CHI)	Martin Prusek	10/19/01	3	1:10	N
Jason Williams (CIN)	Martin Prusek	11/9/01	3	19:40	N
Kyle Wanvig (HOU)	Simon Lajeunesse	12/29/01	3	8:26	N
Jimmy Roy (MTB)	Joey MacDonald	12/21/03	3	11:45	N
Brendan Yarema (CHI)*	Marc Lamothe	4/18/04	2	14:02	N
Tomas Pihlal (CLE)	Joey MacDonald	11/20/04	1	11:30	N
Raymond Giroux (HOU)	Joey MacDonald	3/25/05	2	16:16	Y
Brendan Brooks (PEO)	Joey MacDonald	12/2/05	3	16:31	N
Greg Mauldin (SYR)	Joey MacDonald	12/18/05	2	1:53	N
Lucas Lawson (HAM)	Joey MacDonald	1/4/06	1	19:26	Y
Daniel Paille (RCH)	Jimmy Howard	3/25/06	3	8:40	N
Daniel Paille (RCH)	Logan Koopmans	4/9/06	2	5:01	N
John Pohl (TOR)*	Drew MacIntyre	4/28/06	3	8:56	N
Trent Whitfield (PEO)	Jimmy Howard	2/18/07	3	10:30	N
Brett Engelhardt (TOR)	Stefan Liv	3/25/07	3	4:08	Y
Tyler Doig (TOR)	Adam Berkhoeel	3/5/08	2	19:18	N
J.D. Corbin (LEM)	Jimmy Howard	3/8/08	2	11:44	N
Kyle Cumiskey (LEM)	Daniel Larsson	10/11/08	1	4:30	N
Kenndal McArdle (RCH)	Jimmy Howard	11/29/08	1	3:07	N
Chris Conner (PEO)	Daniel Larsson	12/30/08	2	12:24	N
Brett Sterling (CHI)	Daniel Larsson	12/26/09	2	19:25	N
Brett Sterling (CHI)	Daniel Larsson	1/29/10	3	11:31	N
Akim Aliu (RFD)	Tom McCollum	1/30/10	3	17:25	Y
Spencer Machacek (CHI)	Tom McCollum	4/10/10	2	8:16	N
Brandon Rogers (LE)	Jordan Pearce	11/7/10	4	0:52	N
Kyle Beach (RFD)	Jordan Pearce	11/26/10	1	2:22	N
Travis Morin (TEX)	Joey MacDonald	12/10/10	1	5:14	N
Christian Hanson (TOR)	Joey MacDonald	12/22/10	1	17:38	N
Aaron Palushaj (HAM)	Jordan Pearce	2/4/11	3	15:28	N
Aaron Voros (TOR)	Jordan Pearce	3/23/11	1	8:50	Y
Ryan Flynn (MIL)	Jordan Pearce	4/10/11	3	4:10	N
Justin Mercier (LE)	Joey MacDonald	11/2/11	3	18:11	N
Mark Olver (LE)	Joey MacDonald	1/20/12	2	17:55	N
Greg Rallo (SA)	Tom McCollum	3/20/12	2	7:04	N
Jerry D'Amigo (TOR)	Tom McCollum	4/6/12	2	10:58	N
Christian Hanson (TOR)	Joey MacDonald	12/22/10	1	17:38	N
Aaron Palushaj (HAM)	Jordan Pearce	2/4/11	3	15:28	N
Aaron Voros (TOR)	Jordan Pearce	3/23/11	1	8:50	Y
Ryan Flynn (MIL)	Jordan Pearce	4/10/11	3	4:10	N
Justin Mercier (LE)	Joey MacDonald	11/2/11	3	18:11	N
Mark Olver (LE)	Joey MacDonald	1/20/12	2	17:55	N
Greg Rallo (SA)	Tom McCollum	3/20/12	2	7:04	N
Jerry D'Amigo (TOR)	Tom McCollum	4/6/12	2	10:58	N
Alex Friesen (CHI)	Petr Mrazek	11/23/12	2	5:47	N
Matt Frattin (TOR)	Petr Mrazek	12/28/12	3	9:26	Y
Jon Rheault (SA)	Petr Mrazek	2/24/13	1	12:03	Y

* Playoff game



PENALTY MINUTES

Most Penalty Minutes, Season:	2,321, 1996-97
Fewest Penalty Minutes, Season:	963, 2008-09
Most Penalty Minutes, Game:	112, 11/24/10 at Toronto
Most Penalty Minutes, Home Game:	104, 4/11/98 vs. Quebec
Most Penalty Minutes, Road Game:	112, 11/24/10 at Toronto
Most Opponent Penalty Minutes, Game:	139, 1/19/13 at Rockford
Most Opponent Penalty Minutes, Home Game:	102, 2/10/01 vs. Utah
Most Opponent Penalty Minutes, Road Game:	139, 1/19/13 at Rockford

GRIFFINS INDIVIDUAL RECORDS REGULAR SEASON

SEASON RECORDS

GOALS

Most Goals, Season:	56, Donald MacLean, 2005-06
Most Power Play Goals, Season:	21, Donald MacLean, 2005-06
Most Shorthanded Goals, Season:	5, Matt Ellis and Eric Himelfarb, 2006-07
Most Game-Winning Goals, Season:	12, Michel Picard, 1996-97
Most First Goals, Season:	11, Mark Mowers, 2002-03
Most Goals by a Center, Season:	34, Jeff Nelson, 1996-97
Most Goals by a Right Wing, Season:	34, Mark Mowers, 2002-03
Most Goals by a Left Wing, Season:	56, Donald MacLean, 2005-06
Most Goals by a Defenseman, Season:	16, Aris Brimanis, 1998-99
Goals per Game Avg.:	0.74, Donald MacLean, 2005-06 (56 goals in 76 games)
Most Hat Tricks:	5, Donald MacLean, 2005-06

ASSISTS

Most Assists, Season:	60, Jiri Hudler, 2005-06
Most Assists by a Center, Season:	55, Jeff Nelson, 1996-97
Most Assists by a Right Wing, Season:	49, Darren Haydar, 2008-09
Most Assists by a Left Wing, Season:	60, Jiri Hudler, 2005-06
Most Assists by a Defenseman, Season:	44, Bryan Helmer, 2005-06
Assists per Game Avg.	0.85, Kip Miller, 2001-02 (35 assists in 41 games)

POINTS

Most Points, Season:	101, Michel Picard, 1996-97
Most Points by a Center, Season:	81, Glen Metropolit, 1998-99
Most Points by a Right Wing, Season:	81, Mark Mowers, 2002-03
Most Points by a Left Wing, Season:	101, Michel Picard, 1996-97
Most Points by a Defenseman, Season:	56, Bryan Helmer, 2005-06
Points per Game Avg.	1.37, Kip Miller, 2001-02 (56 points in 41 games)

PENALTY MINUTES

Most Penalty Minutes, Season:	390, Darryl Bootland, 2005-06
Most Penalty Minutes by a Center, Season:	144, Kris Newbury, 2009-10
Most Penalty Minutes by a Right Wing, Season:	390, Darryl Bootland, 2005-06
Most Penalty Minutes by a Left Wing, Season:	364, Matt Ruchty, 1996-97
Most Penalty Minutes by a Defenseman, Season:	337, Wade Brookbank, 2001-02

SHOTS ON GOAL

Most Shots on Goal, Season:	274, Carl Corazzini, 2007-08
Shots per game avg.	4.07, Jason Williams, 2002-03 (183 shots in 45 games)

STREAKS

Consecutive Games Played:	161, Dave Van Drunen, 4/7/02-4/11/04
Consecutive Games with a Goal:	8, Donald MacLean, 2/25/06-3/14/06
Consecutive Games with an Assist:	8, Valtteri Filppula, 3/26/06-10/13/06
Consecutive Games with a Point:	19, Donald MacLean, 1/6/06-2/18/06

GAME RECORDS

GOALS

Most Goals, Game:	3, 50 times (MR: Adam Almquist, 3/23/13 at Lake Erie)
Most Goals by a Defenseman, Game:	3, Adam Almquist, 3/23/13 at Lake Erie; Chad Billins, 2/24/13 vs. San Antonio; Logan Pyett, 2/27/11 at Hamilton
Most Power Play Goals, Game:	3, Joe Murphy, 10/16/01 at Cleveland

2013-14 SEASON



Most Shorthanded Goals, Game:

2, Chris Conner, 10/18/11 at Hamilton;
Matt Ellis, 3/12/05 vs. Hamilton; Michel Picard,
4/15/00 at Cincinnati; Ed Patterson, 12/12/97 at
Cleveland

ASSISTS

Most Assists, Game:

5, Tomas Tatar, 11/27/10 at Chicago;
Jiri Hudler, 2/16/06 at Cleveland;
Chris Bala, 1/10/02 at Chicago

POINTS

Most Points, Game:

7, Tomas Tatar, 11/27/10 at Chicago (2-5—7)

PLUS-MINUS

Highest Plus-Minus, Game:

+7, Tomas Tatar, 11/27/10 at Chicago

PENALTY MINUTES

Most Penalty Minutes, Game:

34, Triston Grant, 1/9/13 at Rockford;
Kyle Quincey, 3/26/08 vs. Lake Erie

GOALS

Most Goals, Period:

3, Logan Pyett, 2/27/11 at Hamilton (2nd);
Jeremy Williams, 4/10/10 at Chicago (3rd);
Jamie Tardif, 3/3/07 at Syracuse (2nd);
Tomas Kopecky, 2/16/06 at Cleveland (2nd);
Petr Schastlivy, 11/17/01 vs. Milwaukee (2nd)
2, Chad Billins, 2/24/13 vs. San Antonio (2nd);
Jeremy Williams, 3/5/10 vs. Manitoba (1st);
Jamie Tardif, 10/25/09 vs. Abbotsford (3rd);
Landon Wilson, 11/1/08 vs. Milwaukee (2nd);
Jonathan Ericsson, 11/24/06 vs. Chicago (2nd);
Tomas Kopecky, 2/16/06 at Cleveland (2nd);
Kent McDonell, 2/4/06 vs. Syracuse (1st);
Jiri Hudler, 1/6/06 at Houston (3rd);
Eric Himelfarb, 1/21/05 vs. Chicago (1st);
Eric Manlow, 11/19/04 at Cleveland (1st);
Petr Schastlivy, 12/7/01 vs. Chicago (1st);
Joe Murphy, 10/16/01 at Cleveland (3rd);
Derek King, 12/26/99 at Orlando (2nd);
Travis Richards, 4/8/99 at Orlando (2nd)
2, Ed Patterson, 12/12/97 at Cleveland (2nd)

Most Power Play Goals, Period:

Most Shorthanded Goals, Period:

ASSISTS

Most Assists, Period:

3, Tomas Tatar, 11/27/10 at Chicago (2nd);
Darren Haydar, 2/20/09 vs. Manitoba (2nd);
Evan McGrath, 1/31/09 vs. Rochester (3rd);
Jiri Hudler, 2/16/06 at Cleveland (3rd);
Tomas Kopecky, 11/18/05 vs. Cleveland (3rd);
Kip Miller, 11/17/01 vs. Milwaukee (2nd) and
10/16/01 at Cleveland (3rd);
Derek King, 4/7/01 vs. Detroit (3rd);
Slava Butsayev, 4/16/00 vs. Detroit (3rd);
Glen Metropolit, 4/2/99 vs. Chicago (3rd)

POINTS

Most Points, Period:

4, Tomas Tatar, 11/27/10 at Chicago (2nd, 1-3—4);
Jiri Hudler, 1/6/06 at Houston (3rd, 2-2—4)

PENALTY MINUTES

Most Penalty Minutes, Period:

34, Triston Grant, 1/9/13 at Rockford (3rd)

PERIOD RECORDS



ALL-TIME OVERTIME GOALS - FOR

Danton Cole	4/21/97 at Orlando*	5-4	39:25	Jiri Hudler	12/3/05 vs. Milwaukee	5-4	4:40
Chris Szysky	4/30/00 at Cleveland*	4-3	13:02	Donald MacLean	1/14/06 vs. Milwaukee	3-2	0:35
Joel Kwiatkowski	12/7/00 vs. Cincinnati	5-4	3:10	Bryan Helmer	2/3/06 at Milwaukee	5-4	1:24
Todd White	12/15/00 at Cleveland	5-4	4:59	Jiri Hudler	3/8/06 vs. Peoria	5-4	4:32
Petr Schastlivy	12/12/01 at Utah	2-1	0:22	Donald MacLean	3/18/06 vs. Toronto	4-3	2:59
Josh Langfeld	3/22/02 at Milwaukee	4-3	2:39	Bryan Helmer	3/31/06 at Manitoba	5-4	3:37
Travis Richards	10/25/02 at Rochester	2-1	3:08	Jiri Hudler	4/21/06 vs. Toronto*	6-5	42:21
Rob Collins	11/17/02 at Cincinnati	4-3	2:00	Matt Ellis	4/28/06 at Toronto*	2-1	20:11
Dave Van Druenen	11/22/02 vs. San Antonio	3-2	4:34	Eric Manlow	5/9/06 at Manitoba*	5-4	6:38
Rob Collins	12/27/02 at Cincinnati	3-2	2:53	Kip Miller	3/31/07 vs. Chicago	2-1	4:06
Michel Picard	3/8/03 at San Antonio	4-3	1:07	Matt Ellis	4/23/07 vs. Manitoba*	2-1	12:39
Stacy Roest	3/20/03 vs. Manitoba	4-3	4:34	Tony Voce	4/27/07 vs. Manitoba*	4-3	4:20
Stacy Roest	4/28/03 vs. Chicago*	4-3	16:59	Carl Corazzini	10/13/07 at Manitoba	4-3	1:51
Stacy Roest	5/19/03 at Houston*	5-4	26:35	Evan McGrath	4/12/08 vs. Manitoba	3-2	1:18
Mark Mowers	5/21/03 vs. Houston*	2-1	5:12	Jason Jozsa	11/23/08 at Iowa	5-4	2:20
Kevin Miller	10/11/03 at Chicago	3-2	1:02	Justin Abdelkader	1/21/09 vs. Toronto	3-2	3:03
Kevin Miller	10/19/03 at Hamilton	4-3	4:16	Doug Janik	11/13/09 vs. Milwaukee	3-2	1:21
Jiri Hudler	11/04/04 vs. Cleveland	4-3	2:27	Jordan Owens	1/18/11 at Texas	4-3	3:11
Hugo Boisvert	1/16/04 vs. Chicago	4-3	2:44	Landon Ferraro	11/29/11 at Toronto	4-3	4:11
Kevin Miller	1/17/04 vs. St. John's	2-1	2:40	Joakim Andersson	12/3/11 vs. Chicago	5-4	3:17
Kory Karlander	2/20/04 vs. Hamilton	2-1	2:40	Brian Lashoff	1/7/12 at Abbotsford	2-1	3:59
Jiri Hudler	10/24/04 at San Antonio	4-3	0:28	Doug Janik	4/10/12 at Rochester	5-4	1:46
Eric Manlow	11/27/04 at Chicago	3-2	1:30	Tomas Tatar	10/28/12 at Chicago	3-2	1:58
Kip Miller	2/26/05 vs. San Antonio	2-1	1:33	Gustav Nyquist	11/16/12 at Lake Erie	6-5	3:38
Darryl Bootland	3/5/05 at Chicago	3-2	0:24	Brian Lashoff	12/22/12 vs. Chicago	2-1	2:49
Blake Sloan	3/11/05 vs. Manitoba	3-2	0:30	Landon Ferraro	3/13/13 vs. Chicago	3-2	0:18
Tomas Kopecky	3/23/05 at Milwaukee	4-3	1:59	Adam Almquist	3/23/13 at Lake Erie	5-4	4:50

ALL-TIME OVERTIME GOALS - AGAINST

Don Biggs	4/22/98 vs. Cincinnati*	3-4	17:15	Brian Willisie	10/11/08 at Lake Erie	3-4	1:18
Sean Berens	4/26/00 vs. Cleveland*	1-2	2:01	Robert Dietrich	10/31/08 at Milwaukee	2-3	2:59
Steve Maltais	5/26/00 at Chicago*	3-4	17:34	Jeremy Williams	12/5/08 vs. Toronto	2-3	1:43
Bubba Berenzweig	10/25/00 at Milwaukee	1-2	3:22	Justin Fletcher	12/26/08 vs. Peoria	3-4	2:51
Curtis Murphy	11/22/00 at Orlando	1-2	2:17	David Laliberte	1/9/09 vs. Philadelphia	3-4	2:22
Dean Sylvester	3/29/01 vs. Orlando	2-3	2:01	Andrew Archer	1/19/09 at Rockford	1-2	1:44
Brad Lauer	4/4/01 at Utah	3-4	1:00	Ryan White	4/22/09 vs. Hamilton*	3-4	2:42
Hugo Boisvert	5/3/01 vs. Orlando*	3-4	51:12	Jean-Michel Daoust	2/13/10 at Houston	0-1	0:55
Brian Pothier	5/9/01 vs. Orlando*	3-4	7:06	Brian Connelly	2/15/10 at Rockford	1-2	1:39
Jeff Ulmer	11/28/02 at Binghamton	1-2	3:25	Mario Bliznak	3/6/10 vs. Manitoba	1-2	3:55
J.P. Viguier	11/30/02 at Chicago	1-2	0:35	Mathieu Beaudoin	12/5/10 vs. San Antonio	2-3	2:35
Tony Tuzzolino	5/12/03 vs. Houston*	2-3	5:29	Anthony Aiello	3/11/11 at Oklahoma City	5-6	0:36
Derek MacKenzie	4/16/04 vs. Chicago*	3-4	0:58	Colby Robak	11/18/11 vs. San Antonio	4-5	0:30
Pierre-Marc Bouchard	11/5/04 vs. Houston	3-4	2:44	Clay Wilson	12/21/11 vs. Abbotsford	3-4	0:52
Carlo Colaiacovo	3/2/05 vs. St. John's	2-3	2:29	Tyson Barrie	12/28/11 at Lake Erie	5-6	0:35
Ramzi Abid	12/31/05 vs. Chicago	3-4	4:44	Danny Syvret	12/30/11 vs. Peoria	3-4	4:49
Daniel Winnik	10/6/06 at San Antonio	4-5	3:18	Bill Sweatt	2/15/12 at Chicago	3-4	0:18
Cal O'Reilly	11/10/06 vs. Milwaukee	2-3	0:52	Michael Forney	3/7/12 at Texas	4-5	2:03
Joel Lundqvist	12/20/06 vs. Iowa	3-4	2:42	Philippe Dupuis	4/7/12 at Toronto	2-3	0:45
Pat Leahy	12/29/06 at Milwaukee	1-2	3:00	Brandon Pirri	10/27/12 vs. Rockford	5-6	0:58
Mark Mancari	2/28/07 at Rochester	2-3	1:42	Sergey Andronov	1/12/13 vs. Rockford	2-3	2:30
Cal O'Reilly	3/18/07 at Milwaukee	2-3	4:24	Taylor Chorney	3/17/13 at Peoria	2-3	0:30
Jon Awe	12/1/07 at Houston	3-4	1:30	Jani Hakanpaa	4/13/13 vs. Peoria	3-4	0:20
Brett Sterling	12/22/07 vs. Chicago	3-4	4:39				

* Playoff game



GRIFFINS GOALTENDING RECORDS - REGULAR SEASON

STARTS/GAMES/MINUTES PLAYED

Most Starts, Season:	64, Joey MacDonald, 2004-05
Most Games Played, Season:	66, Joey MacDonald, 2004-05
Most Minutes Played, Season:	3,754:40, Joey MacDonald, 2004-05
Consecutive Starts, Season:	24, Joey MacDonald, 2/25/05-4/9/05
Consecutive Games Played, Season:	31, Joey MacDonald, 2/4/05-4/9/05

WINS/LOSSES/TIES

Most Wins, Season:	34, Joey MacDonald, 2004-05; Mike Fountain, 2000-01
Most Home Wins, Season:	19, Marc Lamothe, 2002-03; Mike Fountain, 2000-01
Most Road Wins, Season:	18, Joey MacDonald, 2004-05
Most Regulation Losses, Season:	28, Joey MacDonald, 2004-05
Most Home Regulation Losses, Season:	15, Joey MacDonald, 2004-05
Most Road Regulation Losses, Season:	17, Jimmy Howard, 2007-08
Most Overtime Wins, Season:	6, Joey MacDonald, 2004-05
Most Home Overtime Wins, Season:	2, Jimmy Howard, 2005-06; Joey MacDonald, 2004-05 and 2003-04; Marc Lamothe, 2003-04 and 2002-03
Most Road Overtime Wins, Season:	4, Joey MacDonald, 2004-05
Most Overtime Losses, Season:	5, Jimmy Howard, 2006-07
Most Home Overtime Losses, Season:	2, Joey MacDonald, 2011-12; Jimmy Howard, 2008-09 and 2006-07
Most Road Overtime Losses, Season:	3, Jimmy Howard, 2006-07; Mike Fountain, 2000-01
Most Shootout Wins, Season:	6, Joey MacDonald, 2004-05; Jani Hurme, 1999-00
Most Home Shootout Wins, Season:	4, Jimmy Howard, 2007-08; Mike Fountain, 1999-00; Ian Gordon, 1998-99
Most Road Shootout Wins, Season:	5, Jani Hurme, 1999-00
Most Shootout Losses, Season:	10, Pokey Reddick, 1996-97
Most Home Shootout Losses, Season:	7, Pokey Reddick, 1996-97
Most Road Shootout Losses, Season:	6, Patrick Lalime, 1997-98
Most Ties, Season:	8, Marc Lamothe, 2002-03
Most Home Ties, Season:	5, Marc Lamothe, 2003-04 and 2002-03
Most Road Ties, Season:	4, Simon Lajeunesse, 2001-02

STREAKS

Longest Winning Streak:	12, Jimmy Howard, 2/25/06-3/31/06
Longest Winning Streak to Start Season:	6, Petr Mrazek, 11/3/12-11/23/12
Longest Home Winning Streak:	(Overall) 9, Daniel Larsson, 3/21/09-12/9/09; Jimmy Howard, 3/1/06-4/14/06; Mathieu Chouinard, 10/6/00-2/11/01
Longest Road Winning Streak:	(Single Season) 9, Jimmy Howard, 3/1/06-4/14/06; Mathieu Chouinard, 10/6/00-2/11/01
Longest Unbeaten Streak:	9, Joey MacDonald, 10/20/02-2/28/03
Longest Home Unbeaten Streak:	13, Marc Lamothe, 10/19/02-11/27/02 (9-0-4-0)
Longest Road Unbeaten Streak:	10, Marc Lamothe, 10/19/02-12/7/02 (7-0-3-0)
Longest Point Streak:	9, Joey MacDonald, 10/20/02-2/28/03 (9-0-0-0)
Longest Home Point Streaks:	15, Marc Lamothe, 10/19/02-11/30/02 (9-0-4-2)
Longest Road Point Streak:	(Overall) 13, Daniel Larsson, 10/26/08-2/20/09 (11-1-1); Mike Fountain, 2/20/00-12/13/00 (12-0-1)
Longest Losing Streak (Regulation Only):	(Single Season) 13, Daniel Larsson, 10/26/08-2/20/09 (11-1-1, inc. OTL and SOL)
Longest Home Losing Streak (Regulation Only):	10, Jimmy Howard, 11/20/05-3/31/06 (9-0-0-1)
Longest Road Losing Streak (Regulation Only):	8, Tom McCollum, 12/18/09-2/26/10
Longest Losing Streak (Regulation, OT or SO):	7, Joey MacDonald, 11/26/04-1/15/05
Longest Home Losing Streak (Regulation, OT or SO):	5, Petr Mrazek, 3/2/13-3/30/13; Tom McCollum, 12/18/09-2/26/10; Jimmy Howard, 3/8/08-4/6/08; Ian Gordon, 1/5/98-2/6/98
Longest Road Losing Streak (Regulation, OT or SO):	11, Tom McCollum, 12/18/09-3/13/10 (0-9-2)
Longest Winless Streak:	7, Adam Berkhoe, 10/21/07-1/12/08 (0-5-0-2); Joey MacDonald, 11/26/04-1/15/05 (0-7-0)
Longest Home Winless Streak:	(Overall) 11, Tom McCollum, 12/18/09-10/10/10 (0-9-2)
	(Single Season) 10, Tom McCollum, 12/18/09-4/10/10 (0-8-2)
	11, Tom McCollum, 12/18/09-3/13/10 (0-9-2)
	7, Adam Berkhoe, 10/21/07-1/12/08 (0-5-0-2);

2013-14 SEASON



Longest Road Winless Streak:

Joey MacDonald, 11/26/04-1/15/05 (0-7-0)
(Overall) 11, Tom McCollum,
12/18/09-10/10/10 (0-9-2)
(Single Season) 10, Tom McCollum,
12/18/09-4/10/10 (0-8-2)

GOALS AGAINST

Most Goals Against, Season:
Most Goals Against, Game:

146, Jimmy Howard, 2007-08
8, Jordan Pearce, 11/27/10 at Chicago;
Jimmy Howard, 12/17/06 at Milwaukee;
Patrick Lalime, 3/22/98 at Cincinnati
6, Drew MacIntyre, 4/5/06 at Cleveland (2nd)
1.83, Martin Prusek, 2001-02

Most Goals Against, Period:
Lowest Goals Against Average, Season:

SAVES

Most Saves, Season:
Most Saves, Game:
Most Saves, Home Game:
Most Saves, Road Game:
Most Saves, Period:

1,785, Joey MacDonald, 2004-05
52, Marc Lamothe, 3/13/03 at Houston
45, Drew MacIntyre, 11/5/04 vs. Houston
52, Marc Lamothe, 3/13/03 at Houston
24, Joey MacDonald, 10/16/04 at Chicago (3rd);
Marc Lamothe, 3/13/03 at Houston (3rd)
21, Tom McCollum, 12/5/10 vs. San Antonio (2nd)
24, Joey MacDonald, 10/16/04 at Chicago (3rd);
Marc Lamothe, 3/13/03 at Houston (3rd)
0.936, Joey MacDonald, 2003-04

Most Saves, Home Period:
Most Saves, Road Period:

Highest Save Percentage, Season:

SHUTOUTS

Most Shutouts, Season:

6, Jimmy Howard, 2006-07;
Joey MacDonald, 2003-04;
Marc Lamothe, 2002-03; Mike Fountain, 2000-01;
Pokey Reddick, 1996-97
5, Joey MacDonald, 2003-04; Pokey Reddick, 1996-97
3, Mike Fountain, 1999-00
153:58, Marc Lamothe, 11/7/02-11/16/02
242:18, Joey MacDonald, 1/16/04-2/20/04
204:54, Marc Lamothe, 11/23/03-12/10/03
2, Daniel Larsson, 12/21/08-12/27/08;
Jimmy Howard, 12/31/06-2/9/07;
Joey MacDonald, 2/13/04-2/14/04;
Marc Lamothe, 11/12/02-11/15/02;
Martin Prusek, 11/17/01-11/21/01;
Jani Hurme, 1/13/00-1/20/00
3, Joey MacDonald, 1/23/04-2/14/04
2, Marc Lamothe, 11/26/03-11/30/03

Most Home Shutouts, Season:
Most Road Shutouts, Season:
Longest Shutout Streak:
Longest Shutout Streak, Home:
Longest Shutout Streak, Road:
Consecutive Games with a Shutout:

Consecutive Home Games with a Shutout:
Consecutive Road Games with a Shutout:



ALL-TIME HAT TRICKS - FOR

Michel Picard	12/17/96 at Milwaukee (4-6 L)	Donald MacLean	1/18/06 vs. Iowa (6-3 W)
Pavol Demitra	1/14/97 at Chicago (7-1 W)	Kent McDonell	2/4/06 vs. Syracuse (7-1 W)
Pavol Demitra	3/9/97 at Orlando (4-6 L)	Tomas Kopecky	2/16/06 at Cleveland (9-2 W)
Kevyn Adams	3/15/97 vs. Kansas City (6-3 W)	Darryl Bootland	3/8/06 vs. Peoria (5-4 OTW)
Greg Bullock	2/13/98 at Michigan (7-5 W)	Donald MacLean	4/8/06 at Syracuse (6-0 W)
Glen Metropolit	10/27/98 vs. Utah (4-0 W)	Matt Ellis	2/16/07 vs. San Antonio (5-2 W)
Petr Schastlivy	12/22/99 at Chicago (5-3 W)	Jamie Tardif	3/3/07 at Syracuse (3-5 L)
Kevin Miller	2/11/00 vs. Houston (6-3 W)	Matt Ellis	4/21/07 at Manitoba (4-1 W)*
Kevin Miller	3/24/00 vs. Milwaukee (5-3 W)	Mark Hartigan	11/9/07 at Rockford (5-6 SOL)
Michel Picard	5/2/00 at Cleveland (4-1 W)*	Darren McCarty	2/15/08 vs. Lake Erie (6-2 W)
Yves Sarault (4 goals)	5/19/00 at Cincinnati (10-1 W)*	Justin Abdelkader	10/26/08 vs. Norfolk (6-3 W)
Todd White	2/11/01 vs. Houston (5-2 W)	Francis Lemieux	12/19/08 vs. Milwaukee (6-3 W)
Slava Butsayev	4/1/01 at Cleveland (8-0 W)	Francis Lemieux	3/31/09 vs. Rochester (8-4 W)
Derek King (4 goals)	4/21/01 vs. Cleveland (7-4 W)*	Darren Haydar	2/27/09 at Syracuse (5-6 L)
Joe Murphy	10/16/01 at Cleveland (5-3 W)	Jamie Tardif	10/25/09 vs. Abbotsford (6-1 W)
Kip Miller	10/24/01 vs. Cincinnati (10-5 W)	Jeremy Williams	4/10/10 at Chicago (4-6 L)
Petr Schastlivy	11/17/01 vs. Milwaukee (4-0 W)	Chris Minard	1/28/11 vs. Rockford (5-2 W)
Chris Bala	1/25/02 at Norfolk (7-1 W)	Logan Pyett	2/27/11 at Hamilton (5-2 W)
Tim Skarperud	3/22/02 at Milwaukee (4-3 OTW)	Francis Pare	3/5/11 vs. Rochester (5-2 W)
Jason Williams	1/31/03 at Milwaukee (4-3 W)	Chris Minard	2/12/12 vs. San Antonio (7-4 W)
Nathan Robinson	12/17/03 vs. San Antonio (4-1 W)	Chris Minard	2/24/12 vs. Lake Erie (6-1 W)
Kevin Miller	4/16/04 vs. Chicago (3-4 OTL)*	Chris Minard	3/31/12 vs. Oklahoma City (6-2 W)
Jiri Hudler	10/24/04 at San Antonio (4-3 OTW)	Joakim Andersson	4/4/12 vs. Texas (4-2 W)
Kip Miller	4/7/05 at San Antonio (7-4 W)	Mitch Callahan	1/19/13 at Rockford (11-6 W)
Jiri Hudler	10/19/05 at San Antonio (6-3 W)	Tomas Tatar	2/1/13 at Hamilton (5-1 W)
Donald MacLean	11/22/05 at Manitoba (4-2 W)	Chad Billins	2/24/13 vs. San Antonio (7-3 W)
Donald MacLean	12/22/05 vs. Hershey (6-4 W)	Adam Almquist	3/23/13 at Lake Erie (5-4 OTW)
Donald MacLean	1/14/06 vs. Milwaukee (3-2 OTW)		

ALL-TIME HAT TRICKS - AGAINST

Len Barrie	10/22/96 at San Antonio (2-5 L)	Wyatt Smith	12/28/02 vs. Milwaukee (1-6 L)
Len Barrie	11/2/96 vs. San Antonio (0-6 L)	Derek MacKenzie	4/23/04 at Chicago (2-8 L)*
Scott Thomas	12/31/96 vs. Cincinnati (4-8 L)	Brad Leeb	12/8/04 at St. John's (5-4 W)
Dave Chyzowski	1/3/97 vs. Indianapolis (2-6 L)	Joffrey Lupul	12/28/04 vs. Cincinnati (4-5 L)
John LeBlanc	1/22/97 vs. Fort Wayne (4-5 L)	Roman Voloshenko (4 goals)	10/21/05 at Houston (3-7 L)
Brett Harkins	12/18/97 at Cleveland (2-5 L)	Brad Winchester	11/26/05 vs. Hamilton (5-6 SOL)
Marty Fichel	2/13/98 at Michigan (7-5 W)	Mathias Tjarnqvist	1/18/06 vs. Iowa (6-3 W)
Todd White	2/28/98 at Indianapolis (5-6 SOL)	Ryan Ramsay	2/23/07 at Peoria (4-3 SOW)
Gilbert Dionne	3/22/98 at Cincinnati (1-8 L)	Jason Jaffray	5/1/07 at Manitoba (1-4 L)*
Sean Berens	12/10/98 vs. Las Vegas (3-6 L)	Jason Krog	1/16/09 vs. Manitoba (4-6 L)
Stan Drulia	1/15/99 at Detroit (5-4 SOW)	Tim Stapleton (4 goals)	2/8/09 at Toronto (5-10 L)
Mark Mowers	1/23/99 at Milwaukee (3-4 L)	Andre Deveaux	2/8/09 at Toronto (5-10 L)
Eric Boguniecki (4 goals)	2/17/99 at Fort Wayne (4-6 L)	Rob Sirianni	3/28/09 at Philadelphia (4-7 L)
Scott Pearson	4/2/99 vs. Chicago (7-6 SOW)	Jonathan Matsumoto	3/28/09 at Philadelphia (4-7 L)
Rob Kenny	4/10/99 at Orlando (1-5 L)	David Desharnais	4/3/09 at Hamilton (3-6 L)
Dave Chyzowski	1/28/00 at Kansas City (1-4 L)	Brock Trotter	1/9/10 at Hamilton (2-5 L)
J.P. Vigier	5/6/01 at Orlando (3-5 L)*	David Desharnais	2/19/10 vs. Hamilton (3-4 L)
Jonathan Cheechoo	12/8/01 at Cleveland (5-7 L)	Krys Kolanos	10/28/11 vs. Abbotsford (1-5 L)
Jon Sim	12/14/01 at Utah (2-4 L)	Mark Mancari	12/31/11 vs. Chicago (5-4 OTW)
Steve Maltais	4/15/02 vs. Chicago (1-5 L)*	Hugh Jessiman	12/28/11 at Lake Erie (5-6 OTL)
Greg Classen	11/2/02 vs. Milwaukee (3-3 T)		

* Playoff game



ALL-TIME SHUTOUTS - FOR

Pokey Reddick (30 saves)	10/5/96 at Indianapolis (1-0 W)	Marc Lamothe (29)	12/26/03 vs. Cincinnati (3-0 W)
Pokey Reddick (20)	10/24/96 vs. Michigan (2-0 W)	Joey MacDonald (26)	1/23/04 vs. San Antonio (5-0 W)
Pokey Reddick (32)	11/15/96 vs. Cleveland (2-0 W)	Marc Lamothe (30)	2/4/04 vs. Cincinnati (1-0 W)
Pokey Reddick (28)	12/26/96 vs. Detroit (7-0 W)	Joey MacDonald (22)	2/13/04 vs. Manitoba (4-0 W)
Pokey Reddick (30)	1/10/97 vs. Utah (1-0 W)	Joey MacDonald (35)	2/14/04 vs. Houston (3-0 W)
Pokey Reddick (26)	3/28/97 vs. Indianapolis (0-1 SOL)	Joey MacDonald (33)	2/26/04 vs. Utah (2-0 W)
Patrick Lalime (29)	12/14/97 at Quebec (0-1 SOL)	Joey MacDonald (26)	3/13/04 vs. Cincinnati (1-0 W)
Ian Gordon (26)	1/3/98 at Cincinnati (2-0 W)	Joey MacDonald (39)	4/4/04 at Toronto (6-0 W)
Patrick Lalime (33)	4/8/98 at Cleveland (3-0 W)	Joey MacDonald (20)	10/26/04 vs. Rochester (4-0 W)
Ian Gordon (33)	10/9/98 vs. Kansas City (2-0 W)	Joey MacDonald (23)	11/12/04 vs. Houston (1-0 W)
Neil Little (38)	10/27/98 vs. Utah (4-0 W)	Joey MacDonald (33)	11/20/04 vs. Cleveland (5-0 W)
Ian Gordon (29)	11/7/98 vs. Milwaukee (5-0 W)	Joey MacDonald (32)	12/3/04 at Milwaukee (1-0 W)
Neil Little (41)	12/26/98 at Michigan (4-0 W)	Drew MacIntyre (26)	1/9/05 at Cleveland (4-0 W)
Neil Little (22)	4/18/99 at Detroit (1-0 SOW)	Joey MacDonald (22)	3/29/05 vs. Cleveland (5-0 W)
Jani Hurme (25)	11/12/99 vs. Milwaukee (5-0 W)	Jimmy Howard (23)	12/1/05 at Milwaukee (5-0 W)
Jani Hurme (27)	12/8/99 vs. Cleveland (1-0 W)	Joey MacDonald (23)	2/10/06 vs. Philadelphia (4-0 W)
Jani Hurme (36)	1/13/00 vs. Cincinnati (4-0 W)	Joey MacDonald (33)	2/22/06 at Rochester (4-0 W)
Jani Hurme (27)	1/20/00 vs. Michigan (5-0 W)	Jimmy Howard (31)	4/8/06 at Syracuse (6-0 W)
Mike Fountain (39)	2/1/00 at Cincinnati (1-0 W)	Jimmy Howard (23)	11/3/06 vs. Manitoba (4-0 W)
Mike Fountain (34)	3/3/00 at Cleveland (3-0 W)	Stefan Liv (24)	12/30/06 vs. Hamilton (2-0 W)
Mike Fountain (12)	3/31/00 at Houston (1-0 W)	Jimmy Howard (32)	12/31/06 vs. Rochester (3-0 W)
Jani Hurme (19)	4/27/00 vs. Cleveland (2-0 W)*	Stefan Liv (28)	1/10/07 vs. Peoria (3-0 W)
Chad Alban (20)	10/21/00 vs. Orlando (1-0 W)	Jimmy Howard (28)	2/9/07 at Iowa (4-0 W)
Mike Fountain (26)	11/25/00 vs. Cincinnati (3-0 W)	Jimmy Howard (25)	2/24/07 vs. Hamilton (1-0 SOW)
Mike Fountain (39)	12/8/00 at Milwaukee (4-0 W)	Jimmy Howard (26)	3/9/07 at Omaha (1-0 W)
Mathieu Chouinard (18)	1/12/01 vs. Detroit (1-0 W)	Jimmy Howard (29)	4/6/07 vs. Toronto (4-0 W)
Mike Fountain (36)	1/17/01 vs. Manitoba (1-0 SOW)	Jimmy Howard (22)	12/2/07 at Milwaukee (1-0 W)
Mike Fountain (17)	2/21/01 vs. Cincinnati (5-0 W)	Jimmy Howard (26)	12/7/07 vs. Syracuse (2-0 W)
Mike Fountain (25)	4/1/01 at Cleveland (8-0 W)	Adam Berkhoe (18)	2/23/08 vs. Manitoba (1-0 W)
Mike Fountain (18)	4/7/01 vs. Detroit (6-0 W)	Daniel Larsson (26)	11/1/08 vs. Houston (1-0 W)
Mike Fountain (32)	4/25/01 at Cleveland (3-0 W)*	Daniel Larsson (19)	11/30/08 at Chicago (1-0 W)
Mathieu Chouinard (12)	10/13/01 vs. Hershey (2-0 W)	Jimmy Howard (28)	12/20/08 vs. Milwaukee (2-0 W)
Martin Prusek (27)	11/17/01 vs. Milwaukee (4-0 W)	Daniel Larsson (38)	12/21/08 at Rochester (6-0 W)
Martin Prusek (29)	11/21/01 at Wilkes-Barre/Scranton (3-0 W)	Daniel Larsson (23)	12/27/08 vs. Lake Erie (2-0 W)
Simon Lajeunesse (23)	1/20/02 at Chicago (1-0 W)	Jimmy Howard (24)	12/31/08 vs. Iowa (6-0 W)
Simon Lajeunesse (15)	1/29/02 vs. Milwaukee (4-0 W)	Daniel Larsson (27)	1/10/09 vs. Philadelphia (4-0 W)
Mathieu Chouinard (24)	2/9/02 vs. Hamilton (1-0 W)	Jimmy Howard (43)	1/24/09 vs. Quad City (1-0 SOW)
Martin Prusek (13)	2/15/02 vs. Hamilton (2-0 W)	Jimmy Howard (21)	4/5/09 at Rochester (3-0 W)
Simon Lajeunesse (26)	3/2/02 vs. Milwaukee (1-0 W)	Daniel Larsson (34)	10/29/09 vs. Houston (2-0 W)
Martin Prusek (30)	3/6/02 at Houston (0-0 T)	Joey MacDonald (25)	10/15/10 at Manitoba (1-0 W)
Martin Prusek (17)	4/19/02 at Chicago (3-0 W)*	Tom McCollum (23)	11/10/10 vs. Milwaukee (0-1 SOL)
Simon Lajeunesse (0)		Jordan Pearce (36)	3/8/11 at Peoria (3-0 W)
Marc Lamothe (15)	11/12/02 vs. Manitoba (4-0 W)	Joey MacDonald (31)	10/18/11 at Hamilton (3-0 W)
Marc Lamothe (34)	11/15/02 vs. Houston (3-0 W)	Joey MacDonald (27)	11/2/11 vs. Lake Erie (3-0 W)
Marc Lamothe (30)	12/21/02 at Cleveland (1-0 W)	Jordan Pearce (29)	11/11/11 at Hamilton (8-0 W)
Joey MacDonald (33)	1/17/03 vs. Cincinnati (3-0 W)	Joey MacDonald (21)	1/20/12 vs. Lake Erie (5-0 W)
Marc Lamothe (32)	1/28/03 vs. Houston (7-0 W)	Tom McCollum (20)	12/7/12 at Chicago (3-0 W)
Joey MacDonald (28)	2/23/03 at Houston (6-0 W)	Petr Mrazek (32)	2/2/13 vs. Abbotsford (1-0 W)
Marc Lamothe (26)	3/15/03 at San Antonio (2-0 W)	Tom McCollum (28)	2/6/13 vs. Houston (2-0 W)
Marc Lamothe (32)	3/30/03 vs. Hershey (2-0 W)	Petr Mrazek (24)	5/4/13 vs. Houston (7-0 W)*
Joey MacDonald (34)	4/2/03 at Utah (2-0 W)	Petr Mrazek (25)	5/10/13 at Toronto (7-0 W)*
Marc Lamothe (26)	5/2/03 at Chicago (2-0 W)*	Petr Mrazek (40)	6/1/13 at Oklahoma City (4-0 W)*
Marc Lamothe (17)	11/26/03 at Chicago (3-0 W)	Petr Mrazek (37)	6/2/13 at Oklahoma City (3-0 W)*
Marc Lamothe (35)	11/30/03 at Cincinnati (2-0 W)		



ALL-TIME SHUTOUTS - AGAINST

Bruce Racine (28 saves)	11/2/96 vs. San Antonio (0-6 L)	Kari Lehtonen (37)	4/18/04 vs. Chicago (0-1 L)*
Todd MacDonald (24)	1/25/97 at Cincinnati (0-3 L)	Josh Harding (40)	11/6/04 vs. Houston (0-1 L)
Allan Bester (23)	3/11/97 at Orlando (0-4 L)	Nolan Schaefer (28)	12/18/04 vs. Cleveland (0-2 L)
Jimmy Waite (24)	3/28/97 vs. Indianapolis (0-1 SOL)	Yann Danis (29)	12/31/04 vs. Hamilton (0-5 L)
Jeff Reese (1)/Rich Parent (19)	3/30/97 at Detroit (0-5 L)	Nolan Schaefer (33)	1/8/05 at Cleveland (0-2 L)
Ryan Bach (22)	11/25/97 vs. Houston (0-3 L)	Tyler Moss (32)	1/26/05 at Edmonton (0-3 L)
Tom Draper (22)	12/14/97 at Quebec (0-3 L)	Alex Auld (18)	1/31/05 at Manitoba (0-2 L)
Kevin Weekes (36)	12/29/97 vs. Fort Wayne (0-1 L)	Frederic Cassivi (39)	2/19/05 at Cincinnati (0-3 L)
Jeff Reese (23)	1/5/98 at Detroit (0-2 L)	Brian Finley (38)	3/6/05 at Milwaukee (0-1 L)
Konstantin Simchuk (21)	1/14/98 at Las Vegas (0-2 L)	Tyler Moss (36)	3/18/05 vs. Edmonton (0-2 L)
Philippe DeRouville (27)	1/16/98 at Utah (0-3 L)	Jean-Sebastien Aubin (20)	12/14/05 at Toronto (0-2 L)
Allan Bester (23)	2/17/98 vs. Orlando (0-2 L)	Pekka Rinne (36)	5/18/06 vs. Milwaukee (0-4 L)*
David Littman (23)	10/29/98 at Orlando (0-4 L)	Justin Pogge (49)	10/27/06 vs. Toronto (0-4 L)
Tyler Moss (30)	3/25/99 vs. Orlando (0-5 L)	Curtis McElhinney (39)	1/12/07 vs. Omaha (0-4 L)
Andrei Trefilov (19)	4/18/99 at Detroit (1-0 SOW)	Dov Grumet-Morris (36)	2/24/07 vs. Hamilton (1-0 SOW)
Mike O'Neill (34)	2/18/00 at Michigan (0-1 L)	Drew Macintyre (23)	4/19/07 at Manitoba (0-1 L)*
Marty Turco (34)	2/25/00 vs. Michigan (0-2 L)	Justin Pogge (31)	12/27/07 at Toronto (0-2 L)
Jean-Marc Pelletier (26)	3/17/00 at Cincinnati (0-2 L)	Jaroslav Halak (22)	12/31/07 vs. Hamilton (0-1 L)
Ian Gordon (38)	5/4/00 vs. Cleveland (0-2 L)*	Pekka Rinne (15)	1/25/08 at Milwaukee (0-4 L)
Andrei Trefilov (32)	5/28/00 at Chicago (0-4 L)*	Tobias Stephan (32)	2/1/08 at Iowa (0-3 L)
Johan Hedberg (33)	1/17/01 vs. Manitoba (1-0 SOW)	Adam Dennis (33)	2/10/08 at Rochester (0-1 L)
Jean-Marc Pelletier (30)	2/6/01 at Cincinnati (0-3 L)	Justin Pogge (24)	4/2/08 at Toronto (0-2 L)
Norm Maracle (16)	5/12/01 at Orlando (0-2 L)*	Matt Keetley (35)	1/24/09 vs. Quad City (1-0 SOW)
Wade Flaherty (32)	10/5/01 vs. Utah (0-3 L)	Matt Climie (25)	10/15/09 at Texas (0-2 L)
Jan Lasak (32)	11/16/01 vs. Milwaukee (0-1 L)	Peter Mannino (32)	1/29/10 vs. Chicago (0-3 L)
Ilja Bryzgalov (31)	12/28/01 at Cincinnati (0-3 L)	Barry Brust (22)	2/13/10 at Houston (0-1 OTL)
Martin Brochu (37)	1/16/02 vs. Manitoba (0-4 L)	Cory Schneider (38)	3/21/10 at Manitoba (0-4 L)
Jamie McLennan (26)	2/20/02 vs. Houston (0-2 L)	Tyler Plante (37)	3/31/10 vs. Rochester (0-3 L)
Tom Askey (21)	3/1/02 vs. Rochester (0-1 L)	Mark Dekanich (35)	11/10/10 vs. Milwaukee (0-1 SOL)
Jamie McLennan (27)	3/6/02 at Houston (0-0 T)	Jason Bacashihua (29)	11/17/10 at Lake Erie (0-3 L)
Alfie Michaud (31)	3/15/02 at Manitoba (0-5 L)	Anton Khudobin (28)	11/19/10 vs. Houston (0-5 L)
Tom Askey (26)	3/27/02 at Rochester (0-3 L)	Jake Allen (30)	1/1/11 vs. Peoria (0-2 L)
Tom Askey (36)	3/30/02 vs. Rochester (0-3 L)	Alec Richards (22)	1/8/11 at Rockford (0-6 L)
Eric Fichaud (20)	12/13/02 vs. Hamilton (0-4 L)	Leland Irving (22)	4/2/11 at Abbotford (0-1 L)
Seamus Kotyk (37)	2/9/03 at Cleveland (0-1 L)	Leland Irving (27)	4/8/11 vs. Abbotford (0-6 L)
Norm Maracle (20)	3/16/03 at Chicago (0-1 L)	Cedrick Desjardins (37)	12/17/11 at Lake Erie (0-3 L)
Dimitri Patzold (19)	10/17/03 at Cleveland (0-2 L)	Nathan Lawson (25)	3/4/12 at Hamilton (0-1 L)
Travis Scott (22)	11/15/03 vs. San Antonio (0-2 L)	Ben Scrivens (31)	3/16/12 vs. Toronto (0-2 L)
Tyler Moss (27)	12/19/03 at Manitoba (0-3 L)	Jake Allen (33)	12/14/12 vs. Peoria (0-3 L)
Jason Bacashihua (37)	12/31/03 vs. Utah (0-1 L)	Jussi Rynnäs (31)	12/16/12 at Toronto (0-5 L)
Brian Finley (32)	1/3/04 at Milwaukee (0-7 L)	Justin Peters (28)	1/16/13 at Charlotte (0-1 L)
Mike Smith (24)	1/30/04 at Utah (0-1 L)	Darcy Kuemper (28)	1/25/13 vs. Houston (0-1 L)
Tyler Moss (23)	3/17/04 vs. Toronto (0-6 L)	Calvin Pickard (29)	4/20/13 at Lake Erie (0-1 L)
Dan Ellis (18)	3/26/04 at Utah (0-4 L)	Darcy Kuemper (36)	4/26/13 at Houston (0-3 L)*
Frederic Cassivi (29)	4/2/04 vs. Chicago (0-3 L)		

* Playoff game



GRIFFINS ALL-TIME LEADERS - REGULAR SEASON

GRIFFINS ALL-TIME TOP TEN

Games Played			Goals			Assists		
1.	Travis Richards	655	1.	Michel Picard	158	1.	Michel Picard	222
2.	Michel Picard	364	2.	Francis Pare	102	2.	Travis Richards	182
3.	Francis Pare	363	3.	Tomas Tatar	87	3.	Francis Pare	135
4.	Jamie Tardif	316	4.	Jamie Tardif	78	4.	Kip Miller	133
5.	Derek Meech	304	5.	Kip Miller	75	5.	Derek King	130
6.	Ryan Oulahan	302	6.	Derek King	73	6.	Jiri Hudler	114
7.	Darryl Bootland	293	7.	Darryl Bootland	72	7.	Tomas Tatar	109
8.	Logan Pyett	288	8.	Matt Ellis	69	8.	Glen Metropolit	88
9.	Matt Ellis	282	9.	Jiri Hudler	65	9.	Jeff Nelson	87
10.	Dave Van Drunen	280	10.	Tomas Kopecky	63	10.	Matt Ellis	84

GRIFFINS SINGLE-SEASON TOP TEN

Games Played			Goals			Assists		
1.	Todd Hlushko	*82 1998-99	1.	Donald MacLean	*56 2005-06	1.	Jiri Hudler	60 2005-06
	Travis Richards	*82 1998-99	2.	Michel Picard	46 1996-97	2.	Jeff Nelson	55 1996-97
	Keryn Adams	*82 1996-97	3.	Jiri Hudler	36 2005-06		Michel Picard	55 1996-97
	Jeff Nelson	*82 1996-97	4.	Mark Mowers	34 2002-03	4.	Glen Metropolit	53 1998-99
	Michel Picard	*82 1996-97		Jeff Nelson	34 1996-97	5.	Michel Picard	52 2002-03
6.	Danton Cole	81 1997-98	6.	Slava Butsayev	33 2000-01	6.	Derek King	51 2000-01
	Ed Patterson	81 1997-98		Michel Picard	33 1999-00	7.	Valtteri Filppula	50 2005-06
	Travis Richards	81 1997-98	8.	Jeremy Williams	32 2009-10	8.	Darren Haydar	49 2008-09
	Todd Nelson	81 1996-97		Tomas Kopecky	32 2005-06	9.	Eric Manlow	48 2005-06
10.	14 players tied	80		Michel Picard	32 2002-03		Stacy Roest	48 2002-03
				Derek King	32 2000-01			

GRIFFINS YEAR-BY-YEAR LEADERS

Games Played			Goals			Assists		
2012-13	Billins/Evans/Hoggan	*76	Landon Ferraro	24	Gustav Nyquist	37		
2011-12	J. Johnson/Lashoff/Tatar	*76	Tomas Tatar	24	Conner/J. Johnson	37		
2010-11	Francis Pare	80	Jamie Tardif	27	Ilari Filppula	44		
2009-10	Logan Pyett	*80	Jeremy Williams	32	Janik/Jeremy Williams	31		
2008-09	Darren Haydar	79	Darren Haydar	31	Darren Haydar	49		
2007-08	Corazzini/Tardif	80	Carl Corazzini	24	Carl Corazzini	36		
2006-07	Dan Smith	*80	Matt Ellis	26	Kip Miller	47		
2005-06	Helmer/Manlow	*80	Donald MacLean	*56	Jiri Hudler	60		
2004-05	Helmer/Lebda	80	Eric Manlow	21	Niklas Kronwall	40		
2003-04	Boisvert/Van Drunen	*80	Kevin Miller	27	Michel Picard	37		
2002-03	Campbell/Van Drunen	*80	Mark Mowers	34	Michel Picard	52		
2001-02	David Hymovitz	*80	Petr Schastlivy	22	Kip Miller	35		
2000-01	Chris Neil	78	Slava Butsayev	33	Derek King	51		
1999-00	Ed Patterson	74	Michel Picard	33	Butsayev/Picard	35		
1998-99	Hlushko/Richards	*82	Glen Metropolit	28	Glen Metropolit	53		
1997-98	Cole/Patterson/Richards	81	Michel Picard	28	Michel Picard	41		
1996-97	K. Adams/J. Nelson/Picard	*82	Michel Picard	46	J. Nelson/Picard	55		

* Led League



GRIFFINS ALL-TIME LEADERS - REGULAR SEASON

GRIFFINS ALL-TIME TOP TEN

Points		Plus/Minus		Penalty Minutes	
1. Michel Picard	380	1. Travis Richards	+131	1. Darryl Bootland	1164
2. Travis Richards	238	2. Derek King	+71	2. Bruce Ramsay	781
3. Francis Pare	237	3. Dave Van Drunen	+70	3. Matt Ruchty	682
4. Kip Miller	208	4. Slava Butsayev	+59	4. Chris Neil	655
5. Derek King	203	5. Michel Picard	+59	5. Greg Amadio	574
6. Tomas Tatar	196	6. Todd Nelson	+53	6. Travis Richards	502
7. Jiri Hudler	179	7. Joel Kwiatkowski	+48	7. Ryan Barnes	493
8. Jamie Tardif	154	8. Ivan Ciernik	+47	8. Ed Patterson	457
9. Matt Ellis	153	9. Jan Mursak	+41	9. Darcy Simon	383
10. Darryl Bootland	140	Philippe Plante	+41	10. Kyle Quincey	382

GRIFFINS SINGLE-SEASON TOP TEN

Points		Plus/Minus		Penalty Minutes	
1. Michel Picard	101 1996-97	1. Ivan Ciernik	*+41 2000-01	1. Darryl Bootland	390
2. Jiri Hudler	96 2005-06	2. Slava Butsayev	+38 2000-01	2. Matt Ruchty	364
3. Jeff Nelson	89 1996-97	Derek King	+38 2000-01	3. Chris Neil	354
4. Donald MacLean	88 2005-06	Travis Richards	+38 2000-01	4. Wade Brookbank	337
5. Michel Picard	84 2002-03	5. Todd Nelson	*+36 1999-00	5. Darryl Bootland	336
6. Derek King	*83 2000-01	6. Travis Richards	+31 2002-03	6. Darcy Simon	327
7. Mark Mowers	81 2002-03	Dave Van Drunen	+31 2002-03	7. Peter Vandermeer	310
Glen Metropolit	81 1998-99	8. Dave Roberts	+29 2000-01	Bruce Ramsay	310
9. Darren Haydar	80 2008-09	Michel Picard	+29 1999-00	9. Bruce Ramsay	306
10. Eric Manlow	73 2005-06	Travis Richards	+29 1999-00	10. Chris Neil	301

GRIFFINS YEAR-BY-YEAR LEADERS

Points		Plus/Minus		Penalty Minutes	
2012-13	Gustav Nyquist 60	Jan Mursak	+15	Triston Grant	196
2011-12	J. Johnson/Nyquist/Tatar 58	Doug Janik	+19	Garnet Exelby	177
2010-11	Ilari Filppula 64	Meech/Mursak	+17	Greg Amadio	230
2009-10	Jeremy Williams 63	Francis Pare	+19	Paul Crosty	170
2008-09	Darren Haydar 80	Francis Pare	+23	Aaron Downey	126
2007-08	Carl Corazzini 60	Galvin/Ritola	+10	Kyle Quincey	149
2006-07	Kip Miller 72	Dan Smith	+13	Darryl Bootland	222
2005-06	Jiri Hudler 96	Nate DiCasmirro	+27	Darryl Bootland	390
2004-05	Niklas Kronwall 53	Bryan Helmer	+11	Darryl Bootland	336
2003-04	Michel Picard 54	Danny Groulx	+20	Barnes/Bootland	175
2002-03	Michel Picard 84	Richards/Van Drunen	+31	Ryan Barnes	151
2001-02	Kip Miller 56	John Gruden	+24	Wade Brookbank	337
2000-01	Derek King *83	Ivan Ciernik	*+41	Chris Neil	354
1999-00	Michel Picard 68	Todd Nelson	*+36	Chris Neil	301
1998-99	Glen Metropolit 81	Robert Petrovicky	+15	Jared Bednar	220
1997-98	Michel Picard 69	Glen Metropolit	+19	Bruce Ramsay	310
1996-97	Michel Picard 101	Don McSween	+17	Matt Ruchty	364

* Led League



GRIFFINS ALL-TIME LEADERS - REGULAR SEASON

GRIFFINS ALL-TIME TOP TEN

Power Play Goals		Shorthanded Goals		Game-Winning Goals	
1. Michel Picard	40	1. Matt Ellis	12	1. Michel Picard	26
2. Kip Miller	26	2. Eric Himelfarb	7	2. Darryl Bootland	18
3. Derek King	25	3. Kory Karlander	6	3. Tomas Tatar	15
Eric Manlow	25	Michel Picard	6	4. Jiri Hudler	13
5. Travis Richards	24	5. Slava Butsayev	5	Kevin Miller	13
6. Donald MacLean	23	Darren Helm	5	6. Mark Mowers	12
7. Jamie Tardif	22	Kip Miller	5	Francis Pare	12
8. Jiri Hudler	19	Ryan Oulahen	5	Petr Schastlivy	12
Francis Pare	19	Ed Patterson	5	9. Kip Miller	11
Tomas Tatar	19	Jamie Tardif	5	10. Matt Ellis	10
				Ed Patterson	10
				Nathan Robinson	10
				Brendan Smith	10

GRIFFINS SINGLE-SEASON TOP TEN

Power Play Goals			Shorthanded Goals			Game-Winning Goals		
1. Donald MacLean	21	2005-06	1. Matt Ellis	*5	2006-07	1. Michel Picard	*12	1996-97
2. Darren Haydar	16	2008-09	Eric Himelfarb	*5	2006-07	2. Kevin Miller	10	2003-04
3. Eric Manlow	15	2005-06	3. Matt Ellis	4	2004-05	3. Donald MacLean	*9	2005-06
Kent McDonell	15	2005-06	Kory Karlander	*4	1998-99	Mark Mowers	9	2002-03
5. Jeremy Williams	14	2009-10	5. 13 players tied	3		5. Jiri Hudler	7	2005-06
6. Jeff Nelson	13	1996-97				6. Darryl Bootland	6	2006-07
7. Carl Corazzini	12	2007-08				Darryl Bootland	6	2004-05
Glen Metropolit	12	1998-99				Nathan Robinson	6	2003-04
Michel Picard	12	1996-97				Michel Picard	6	2002-03
10. Darryl Bootland	11	2005-06				Ivan Ciernik	6	2000-01
Jiri Hudler	11	2005-06				Petr Schastlivy	6	1999-00
Kevin Miller	11	2003-04				Glen Metropolit	6	1998-99
Nathan Robinson	11	2003-04						
Michel Picard	11	2002-03						

GRIFFINS YEAR-BY-YEAR LEADERS

	Power Play Goals		Shorthanded Goals		Game-Winning Goals	
2012-13	Gustav Nyquist	9	Landon Ferraro	3	Andersson/Tatar	5
2011-12	J. Johnson/Nyquist	7	Conner/B. Smith	2	Ferraro/B. Smith	4
2010-11	Jamie Tardif	10	Jamie Tardif	3	Tomas Tatar	5
2009-10	Jeremy Williams	14	Logan Pyett	2	Patrick Rissmiller	4
2008-09	Darren Haydar	16	Darren Helm	3	Darren Haydar	5
2007-08	Carl Corazzini	12	Cullen/Helm	2	Carl Corazzini	5
2006-07	Ellis/Kip Miller	10	Ellis/Himelfarb	*5	Darryl Bootland	6
2005-06	Donald MacLean	21	Ellis/Wilson	3	Donald MacLean	*9
2004-05	Eric Manlow	10	Matt Ellis	4	Darryl Bootland	6
2003-04	Kevin Miller/N. Robinson	11	Boisvert/Kevin Miller	2	Kevin Miller	10
2002-03	Michel Picard	11	Stacy Roest	3	Mark Mowers	9
2001-02	Josh Langfeld	8	Kip Miller	3	Kip Miller/Schastlivy	5
2000-01	Derek King	10	Butsayev/King	3	Ivan Ciernik	6
1999-00	King/Kevin Miller	7	Butsayev/Picard	2	Petr Schastlivy	6
1998-99	Glen Metropolit	12	Kory Karlander	*4	Glen Metropolit	6
1997-98	Mark Greig	9	Greig/Patterson	2	Sean Tallaire	5
1996-97	Jeff Nelson	13	Kevyn Adams	3	Michel Picard	*12



GRIFFINS ALL-TIME LEADERS - REGULAR SEASON

GRIFFINS ALL-TIME TOP TEN

First Goals		Overtime Goals		Unassisted Goals	
1. Michel Picard	39	1. Jiri Hudler	4	1. Robert Petrovicky	10
2. Francis Pare	17	2. Kevin Miller	3	Michel Picard	10
3. Darryl Bootland	14	3. Rob Collins	2	3. Darren Helm	7
Matt Ellis	14	Landon Ferraro	2	Kip Miller	7
5. Mark Mowers	13	Bryan Helmer	2	5. Matt Ellis	6
Jamie Tardif	13	Doug Janik	2	Jan Mursak	6
Tomas Tatar	13	Brian Lashoff	2	Ryan Oulahan	6
8. Derek King	12	Donald MacLean	2	Jamie Tardif	6
Jeff Nelson	12	Kip Miller	2	9. Donald MacLean	5
Travis Richards	12	10. 23 players tied	1	Francis Pare	5
				Mattias Ritola	5

GRIFFINS SINGLE-SEASON TOP TEN

First Goals		Overtime Goals		Unassisted Goals	
1. Mark Mowers	11 2002-03	1. Kevin Miller	3 2003-04	1. Donald MacLean	5 2005-06
2. Darren Haydar	9 2008-09	2. Bryan Helmer	2 2005-06	Robert Petrovicky	5 1999-00
Michel Picard	9 1997-98	Jiri Hudler	2 2005-06	Robert Petrovicky	5 1998-99
Jeff Nelson	9 1996-97	Donald MacLean	2 2005-06	4. Darren Helm	4 2008-09
5. Michel Picard	8 2002-03	Rob Collins	2 2002-03	Chris Bala	4 2001-02
Michel Picard	8 1999-00	6. 33 players tied	1	Kip Miller	4 2001-02
Michel Picard	8 1996-97			Michel Picard	4 1997-98
8. Francis Pare	7 2010-11			8. 15 players tied	3
Jeremy Williams	7 2009-10				
Matt Ellis	7 2006-07				

GRIFFINS YEAR-BY-YEAR LEADERS

	First Goals	Overtime Goals	Unassisted Goals
2012-13	Ferraro/Nyquist 5	Five players tied 1	Billins/Ferraro/Hoggan 3
2011-12	J. Johnson/Tatar 5	Four players tied 1	Conner/Nyquist/Lashoff 2
2010-11	Francis Pare 7	Jordan Owens 1	I. Filppula/Mursak 3
2009-10	Jeremy Williams 7	Doug Janik 1	Cory Emmerton 3
2008-09	Darren Haydar 9	Abdelkader/Jozsa 1	Darren Helm 4
2007-08	Corazzini/Hartigan 6	Corazzini/McGrath 1	Darren Helm 3
2006-07	Matt Ellis 7	Kip Miller 1	Ryan Oulahan 3
2005-06	Bootland/MacLean 6	Helmer/Hudler/MacLean 2	Donald MacLean 5
2004-05	Matt Ellis 4	Six players tied 1	Himelfarb/Sloan 2
2003-04	Groulx/King/Picard 5	Kevin Miller 3	Boisvert/Elis 2
2002-03	Mark Mowers 11	Rob Collins 2	Boisvert/Kopeccky 2
2001-02	Josh Langfeld 6	Langfeld/Schastliiv 1	Bala/Kip Miller 4
2000-01	Butsayev/Kip Miller/Roberts 5	Kwiatkowski/White 1	Five players tied 2
1999-00	Michel Picard 8	n/a	Robert Petrovicky 5
1998-99	Glen Metropolit 5	n/a	Robert Petrovicky 5
1997-98	Michel Picard 9	n/a	Michel Picard 4
1996-97	Jeff Nelson 9	n/a	K. Adams/Demitra/Picard 3

* Led League



GRIFFINS ALL-TIME LEADERS - REGULAR SEASON

GRIFFINS ALL-TIME TOP TEN

Shootout Goals		Shootout Attempts		Shootout Percentage (Min. 4 SOA)	
1.	Travis Richards 15	1.	Travis Richards 42	1.	Chad Billins 1.000
2.	Evan McGrath 12	2.	Michel Picard 38		Dave Roberts 1.000
3.	Tomas Kopecky 11	3.	Evan McGrath 26		Todd Robinson 1.000
4.	Glen Metropolit 9		Glen Metropolit 26	4.	John Emmons 0.857
	Michel Picard 9	5.	Danton Cole 22	5.	Joe Frederick 0.833
6.	Kip Miller 8		Tomas Kopecky 22	6.	Josh Langfeld 0.600
	Jeff Nelson 8		Francis Pare 22	7.	Valtteri Filppula 0.583
8.	Slava Butsayev 7	8.	Jiri Hudler 21	8.	Pavol Demitra 0.571
	Valtteri Filppula 7		Tomas Tatar 21		Kip Miller 0.571
	Jiri Hudler 7	10.	Slava Butsayev 18	10.	Louis-Marc Aubry 0.500
	Gustav Nyquist 7		Derek King 18		Tomas Kopecky 0.500
					Jeff Nelson 0.500
					Gustav Nyquist 0.500
					Jeremy Williams 0.500

GRIFFINS SINGLE-SEASON TOP TEN

Shootout Goals		Shootout Attempts		Shootout Percentage (Min. 3 SOA)	
1.	Kip Miller 8 2006-07	1.	Travis Richards 16 1997-98	1.	Chad Billins 1.000 2012-12
	Jeff Nelson 8 1996-97		Jeff Nelson 16 1996-97		Todd Robinson 1.000 2004-05
3.	Valtteri Filppula 7 2005-06	3.	Glen Metropolit 15 1998-99		Dave Roberts 1.000 2000-01
4.	Tomas Kopecky 6 2005-06	4.	Jiri Hudler 14 2005-06	4.	John Emmons 0.833 1999-00
	Slava Butsayev 6 1999-00		Tomas Kopecky 14 2005-06		Joe Frederick 0.833 1998-99
	Glen Metropolit 6 1998-99		Slava Butsayev 14 1999-00	6.	Louis-Marc Aubry 0.667 2011-12
	Travis Richards 6 1996-97	7.	Derek King 13 1999-00		Kip Miller 0.667 2006-07
8.	Eight players tied 5		Michel Picard 13 1999-00		Tony Voce 0.667 2006-07
			Andrei Vasilyev 13 1998-99	9.	Tomas Kopecky 0.625 2004-05
			Mark Greig 13 1997-98	10.	Josh Langfeld 0.600 2006-07
			Michel Picard 13 1996-97		
			Travis Richards 13 1996-97		

GRIFFINS YEAR-BY-YEAR LEADERS

Shootout Goals		Shootout Attempts		Shootout Percentage (Min. 3 SOA)	
2012-13	Chad Billins 5		Nyquist/Tatar 7		Chad Billins 1.000
2011-12	Gustav Nyquist 4		Gustav Nyquist 7		Louis-Marc Aubry 0.667
2010-11	Ilari Filppula 5		Ilari Filppula 11		Ilari Filppula 0.455
2009-10	Jeremy Williams 4		Jeremy Williams 8		Jeremy Williams 0.500
2008-09	Ville Leino 4		Ville Leino 10		Ville Leino 0.400
2007-08	Carl Corazzini 4		Carl Corazzini 11		Evan McGrath 0.500
2006-07	Kip Miller 8		Kip Miller 12		Kip Miller/Voce 0.667
2005-06	Valtteri Filppula 7		Hudler/Kopecky 14		Valtteri Filppula 0.583
2004-05	Tomas Kopecky 5		Eric Himelfarb 9		Todd Robinson 1.000
2003-04	n/a		n/a		n/a
2002-03	n/a		n/a		n/a
2001-02	n/a		n/a		n/a
2000-01	Dave Roberts 4		Derek King 5		Dave Roberts 1.000
1999-00	Slava Butsayev 6		Slava Butsayev 14		John Emmons 0.833
1998-99	Glen Metropolit 6		Glen Metropolit 15		Joe Frederick 0.833
1997-98	Travis Richards 5		Travis Richards 16		Michel Picard 0.364
1996-97	Jeff Nelson 8		Jeff Nelson 16		Pavol Demitra 0.571



GRIFFINS ALL-TIME LEADERS - REGULAR SEASON

GRIFFINS ALL-TIME TOP TEN

Shots			Shooting Percentage (Min. 135 Shots)		
1.	Michel Picard	1057	1.	Donald MacLean	0.188
2.	Travis Richards	995	2.	Kip Miller	0.176
3.	Francis Pare	853	3.	Mark Mowers	0.175
4.	Jamie Tardif	832	4.	Chris Neil	0.164
5.	Matt Ellis	828	5.	Robert Petrovicky	0.163
6.	Tomas Tatar	690	6.	Valtterii Filppula	0.159
7.	Derek King	657	7.	Darren Haydar	0.157
8.	Darryl Bootland	550	8.	Jeremy Williams	0.152
9.	Tomas Kopecky	532	9.	Michel Picard	0.149
10.	Ryan Oulahan	504	10.	Jeff Nelson	0.147
				Todd White	0.147

GRIFFINS SINGLE-SEASON TOP TEN

Shots				Shooting Percentage (Min. 100 Shots)		
1.	Carl Corazzini	*274	2007-08	1.	Donald MacLean	0.207 2005-06
2.	Donald MacLean	271	2005-06	2.	Michel Picard	0.202 1999-00
3.	Matt Ellis	256	2006-07	3.	Joe Frederick	0.197 1998-99
4.	Glen Metropolit	250	1998-99	4.	Michel Picard	0.187 1996-97
5.	Jamie Tardif	246	2007-08	5.	Darryl Bootland	0.180 2005-06
	Michel Picard	246	1996-97	6.	Hugo Boisvert	0.175 2002-03
7.	Mark Greig	244	1997-98	7.	Jan Mursak	0.173 2009-10
8.	Tomas Kopecky	243	2005-06	8.	Francis Pare	0.171 2008-09
9.	Jiri Hudler	242	2005-06		Petr Schastlivy	0.171 2001-02
	Kent McDonell	242	2005-06	10.	Kip Miller	0.168 2006-07

GRIFFINS YEAR-BY-YEAR LEADERS

Shots			Shooting Percentage (Min. 100 Shots)	
2012-13	Tomas Tatar	205	Landon Ferraro	0.154
2011-12	Tomas Tatar	224	Jamie Johnson	0.167
2010-11	Jamie Tardif	230	Ilari Filppula	0.150
2009-10	Jeremy Williams	210	Jan Mursak	0.173
2008-09	Darren Haydar	197	Francis Pare	0.171
2007-08	Carl Corazzini	*274	Mark Hartigan	0.144
2006-07	Matt Ellis	256	Kip Miller	0.168
2005-06	Donald MacLean	271	Donald MacLean	0.207
2004-05	Matt Ellis	231	Eric Manlow	0.132
2003-04	Michel Picard	185	Kevin Miller	0.166
2002-03	Michel Picard	231	Hugo Boisvert	0.175
2001-02	David Hymovitz	215	Petr Schastlivy	0.171
2000-01	Slava Butsayev	238	Ivan Ciernik	0.159
1999-00	Slava Butsayev	207	Michel Picard	0.202
1998-99	Glen Metropolit	250	Joe Frederick	0.197
1997-98	Mark Greig	244	Michel Picard	0.136
1996-97	Michel Picard	246	Michel Picard	0.187

* Led League



GRIFFINS ALL-TIME LEADERS - REGULAR SEASON

GRIFFINS ALL-TIME TOP TEN

Goalie Games Played		Minutes		Goals Against Average (Min. 20 GP)	
1. Joey MacDonald	210	1. Joey MacDonald	11784:31	1. Martin Prusek	1.83
2. Jimmy Howard	186	2. Jimmy Howard	10659:17	2. Marc Lamothe	2.10
3. Tom McCollum	113	3. Tom McCollum	6320:02	3. Simon Lajeunesse	2.11
4. Marc Lamothe	103	4. Marc Lamothe	5972:42	4. Jani Hurme	2.18
5. Ian Gordon	95	5. Daniel Larsson	4992:07	5. Mike Fountain	2.24
6. Daniel Larsson	93	6. Ian Gordon	4979:44	6. Petr Mrazek	2.33
7. Mike Fountain	88	7. Mike Fountain	4855:22	7. Joey MacDonald	2.44
8. Jordan Pearce	73	8. Pokey Reddick	3820:04	8. Mathieu Chouinard	2.57
9. Pokey Reddick	71	9. Jordan Pearce	3806:59	9. Patrick Lalime	2.61
10. Mathieu Chouinard	53	10. Mathieu Chouinard	2970:34	10. Pokey Reddick	2.62

GRIFFINS SINGLE-SEASON TOP TEN

Goalie Games Played		Minutes		Goals Against Average (Min. 15 GP)	
1. Joey MacDonald	*66 2004-05	1. Joey MacDonald	*3754:40 2004-05	1. Martin Prusek	*1.83 2001-02
2. Pokey Reddick	61 1996-97	2. Marc Lamothe	*3438:09 2002-03	2. Joey MacDonald	1.97 2003-04
3. Marc Lamothe	*60 2002-03	3. Pokey Reddick	3244:50 1996-97	3. Marc Lamothe	2.06 2003-04
4. Jimmy Howard	54 2007-08	4. Jimmy Howard	3097:11 2007-08	4. Mike Fountain	2.08 2000-01
5. Daniel Larsson	53 2009-10	5. Mike Fountain	*3004:39 2000-01	5. Simon Lajeunesse	2.11 2001-02
6. Mike Fountain	*52 2000-01	6. Jani Hurme	2948:21 1999-00	6. Marc Lamothe	2.13 2002-03
Jani Hurme	52 1999-00	7. Daniel Larsson	2839:47 2009-10	7. Jani Hurme	2.18 1999-00
8. Neil Little	50 1998-99	8. Jimmy Howard	2776:13 2006-07	8. Joey MacDonald	2.20 2002-03
9. Jimmy Howard	49 2006-07	9. Neil Little	2739:56 1998-99	9. Joey MacDonald	2.29 2004-05
Ian Gordon	49 1997-98	10. Jimmy Howard	2644:25 2008-09	10. Petr Mrazek	2.33 2012-13

GRIFFINS YEAR-BY-YEAR LEADERS

Year	Goalie Games Played	Minutes	Goals Against Average (Min. 15 GP)
2012-13	Petr Mrazek 42	Petr Mrazek 2497:31	Petr Mrazek 2.33
2011-12	Tom McCollum 28	Tom McCollum 1580:12	Joey MacDonald 2.63
2010-11	Jordan Pearce 44	Jordan Pearce 2452:26	Joey MacDonald 2.78
2009-10	Daniel Larsson 53	Daniel Larsson 2839:47	Daniel Larsson 2.85
2008-09	Jimmy Howard 45	Jimmy Howard 2644:25	Jimmy Howard 2.54
2007-08	Jimmy Howard 54	Jimmy Howard 3097:11	Jimmy Howard 2.83
2006-07	Jimmy Howard 49	Jimmy Howard 2776:13	Jimmy Howard 2.70
2005-06	Jimmy Howard 38	Jimmy Howard 2141:28	Jimmy Howard 2.58
2004-05	Joey MacDonald *66	Joey MacDonald *3754:40	Joey MacDonald 2.29
2003-04	Marc Lamothe 43	Marc Lamothe 2534:33	Joey MacDonald 1.97
2002-03	Marc Lamothe *60	Marc Lamothe *3438:09	Marc Lamothe 2.13
2001-02	Martin Prusek 33	Martin Prusek 1903:22	Martin Prusek *1.83
2000-01	Mike Fountain *52	Mike Fountain *3004:39	Mike Fountain 2.08
1999-00	Jani Hurme 52	Jani Hurme 2948:21	Jani Hurme 2.18
1998-99	Neil Little 50	Neil Little 2739:56	Neil Little 3.15
1997-98	Ian Gordon 49	Ian Gordon 2573:21	Patrick Lalime 2.61
1996-97	Pokey Reddick 61	Pokey Reddick 3244:50	Pokey Reddick 2.48

* Led League



GRIFFINS ALL-TIME LEADERS - REGULAR SEASON

GRIFFINS ALL-TIME TOP TEN

Wins		Shutouts		Saves	
1. Joey MacDonald	109	1. Joey MacDonald	20	1. Joey MacDonald	5362
2. Jimmy Howard	90	2. Jimmy Howard	14	2. Jimmy Howard	4849
3. Mike Fountain	55	3. Marc Lamothe	10	3. Tom McCollum	2728
4. Marc Lamothe	54	4. Mike Fountain	9	4. Marc Lamothe	2530
5. Daniel Larsson	45	5. Daniel Larsson	6	5. Daniel Larsson	2224
Tom McCollum	45	Pokey Reddick	6	6. Ian Gordon	2155
7. Ian Gordon	41	7. Jani Hurme	4	7. Mike Fountain	2049
8. Pokey Reddick	35	Martin Prusek	4	8. Jordan Pearce	1738
9. Jani Hurme	29	9. Mathieu Chouinard	3	9. Pokey Reddick	1712
10. Mathieu Chouinard	28	Ian Gordon	3	10. Jani Hurme	1240
		Simon Lajeunesse	3		
		Neil Little	3		
		Tom McCollum	3		

GRIFFINS SINGLE-SEASON TOP TEN

Wins		Shutouts		Saves	
1. Joey MacDonald	34 2004-05	1. Jimmy Howard	6 2006-07	1. Joey MacDonald	1785 2004-05
Mike Fountain	*34 2000-01	Joey MacDonald	6 2003-04	2. Marc Lamothe	1469 2002-03
3. Marc Lamothe	*33 2002-03	Marc Lamothe	6 2002-03	3. Pokey Reddick	1436 1996-97
4. Pokey Reddick	30 1996-97	Mike Fountain	6 2000-01	4. Jimmy Howard	1421 2007-08
5. Jani Hurme	29 1999-00	Pokey Reddick	6 1996-97	5. Jimmy Howard	1286 2006-07
6. Jimmy Howard	27 2005-06	6. Daniel Larsson	5 2008-09	6. Mike Fountain	1269 2000-01
7. Petr Mrazek	23 2012-13	Joey MacDonald	5 2004-05	7. Daniel Larsson	1260 2009-10
Daniel Larsson	23 2009-10	8. Jimmy Howard	4 2008-09	8. Jani Hurme	1240 1999-00
Ian Gordon	23 1997-98	Marc Lamothe	4 2003-04	9. Neil Little	1218 1998-99
10. Daniel Larsson	22 2008-09	Martin Prusek	4 2001-02	10. Jimmy Howard	1215 2008-09
Joey MacDonald	22 2003-04	Jani Hurme	4 1999-00		

GRIFFINS YEAR-BY-YEAR LEADERS

Wins		Shutouts		Saves	
2012-13	Petr Mrazek 23	Tom McCollum	2	Petr Mrazek	1053
2011-12	MacDonald/McCollum 11	Joey MacDonald	3	Tom McCollum	753
2010-11	Jordan Pearce 20	Three players tied	1	Jordan Pearce	1164
2009-10	Daniel Larsson 23	Daniel Larsson	1	Daniel Larsson	1260
2008-09	Daniel Larsson 22	Daniel Larsson	5	Jimmy Howard	1215
2007-08	Jimmy Howard 21	Jimmy Howard	2	Jimmy Howard	1421
2006-07	Jimmy Howard 21	Jimmy Howard	6	Jimmy Howard	1286
2005-06	Jimmy Howard 27	Howard/MacDonald	2	Jimmy Howard	927
2004-05	Joey MacDonald 34	Joey MacDonald	5	Joey MacDonald	1785
2003-04	Joey MacDonald 22	Joey MacDonald	6	Joey MacDonald	1087
2002-03	Marc Lamothe *33	Marc Lamothe	6	Marc Lamothe	1469
2001-02	Martin Prusek 18	Martin Prusek	4	Martin Prusek	772
2000-01	Mike Fountain *34	Mike Fountain	6	Mike Fountain	1269
1999-00	Jani Hurme 29	Jani Hurme	4	Jani Hurme	1240
1998-99	Neil Little 18	Neil Little	3	Neil Little	1218
1997-98	Ian Gordon 23	Patrick Lalime	2	Ian Gordon	1127
1996-97	Pokey Reddick 30	Pokey Reddick	6	Pokey Reddick	1436



GRIFFINS ALL-TIME LEADERS - REGULAR SEASON

GRIFFINS ALL-TIME TOP TEN

Save Percentage (Min. 20 GP)			Shootout Wins			Shootout Percentage (Min. 10 SOA)		
1.	Martin Prusek	0.930	1.	Jimmy Howard	16	1.	Drew MacIntyre	0.846
2.	Marc Lamothe	0.924	2.	Ian Gordon	11	2.	Tyler Moss	0.800
3.	Jani Hurme	0.921		Joey MacDonald	11	3.	Ian Gordon	0.765
4.	Mike Fountain	0.919	4.	Mike Fountain	7	4.	Mathieu Chouinard	0.727
5.	Patrick Lalime	0.918	5.	Jani Hurme	6	5.	Jani Hurme	0.724
	Joey MacDonald	0.918		Pokey Reddick	6	6.	Joey MacDonald	0.712
7.	Simon Lajeunesse	0.916	7.	Tom McCollum	5	7.	Jimmy Howard	0.696
	Petr Mrazek	0.916	8.	Daniel Larsson	4		Stefan Liv	0.696
9.	Jimmy Howard	0.911		Jordan Pearce	4	9.	Petr Mrazek	0.692
	Pokey Reddick	0.911	10.	Neil Little	3	10.	Daniel Larsson	0.676
				Stefan Liv	3			
				Petr Mrazek	3			

GRIFFINS SINGLE-SEASON TOP TEN

Save Percentage (Min. 15 GP)			Shootout Wins			Shootout Percentage (Min. 7 SOA)					
1.	Joey MacDonald	0.936	2003-04	1.	Joey MacDonald	6	2004-05	1.	Drew MacIntyre	0.875	2005-06
2.	Martin Prusek	*0.930	2001-02		Jani Hurme	6	1999-00	2.	Tom McCollum	0.857	2011-12
3.	Joey MacDonald	0.926	2004-05	3.	Ian Gordon	5	1998-99	3.	Tyler Moss	0.800	1996-97
4.	Marc Lamothe	0.924	2003-04		Ian Gordon	5	1997-98	4.	Ian Gordon	0.795	1998-99
	Mike Fountain	0.924	2000-01		Pokey Reddick	5	1996-97	5.	Joey MacDonald	0.778	2004-05
6.	Marc Lamothe	0.923	2002-03	6.	Jordan Pearce	4	2010-11	6.	Jimmy Howard	0.750	2005-06
7.	Jani Hurme	0.921	1999-00		Jimmy Howard	4	2008-09	7.	Mathieu Chouinard	0.727	2000-01
8.	Patrick Lalime	0.918	1997-98		Jimmy Howard	4	2007-08	8.	Jani Hurme	0.724	1999-00
9.	Petr Mrazek	0.916	2012-13		Jimmy Howard	4	2006-07	9.	Tom McCollum	0.722	2012-13
	Jimmy Howard	0.916	2008-09		Jimmy Howard	4	2005-06	10.	Jimmy Howard	0.714	2008-09
	Joey MacDonald	0.916	2002-03		Mike Fountain	4	1999-00		Ian Gordon	0.714	1997-98
	Simon Lajeunesse	0.916	2001-02								

GRIFFINS YEAR-BY-YEAR LEADERS

Year	Save Percentage (Min. 15 GP)	Shootout Wins	Shootout Percentage (Min. 7 SOA)
2012-13	Petr Mrazek 0.916	Petr Mrazek 3	Tom McCollum 0.722
2011-12	Joey MacDonald 0.913	Joey MacDonald 2	Tom McCollum 0.857
2010-11	Jordan Pearce 0.908	Jordan Pearce 4	Jordan Pearce 0.660
2009-10	Daniel Larsson 0.903	Larsson/McCollum 2	Daniel Larsson 0.684
2008-09	Jimmy Howard 0.916	Jimmy Howard 4	Jimmy Howard 0.714
2007-08	Jimmy Howard 0.907	Jimmy Howard 4	Jimmy Howard 0.613
2006-07	Jimmy Howard 0.911	Jimmy Howard 4	Stefan Liv 0.696
2005-06	Jimmy Howard 0.910	Jimmy Howard 4	Drew MacIntyre 0.875
2004-05	Joey MacDonald 0.926	Joey MacDonald 6	Joey MacDonald 0.778
2003-04	Joey MacDonald 0.936	n/a	n/a
2002-03	Marc Lamothe 0.923	n/a	n/a
2001-02	Martin Prusek *0.930	n/a	n/a
2000-01	Mike Fountain 0.924	Mike Fountain 3	Mathieu Chouinard 0.727
1999-00	Jani Hurme 0.921	Jani Hurme 6	Jani Hurme 0.724
1998-99	Neil Little 0.894	Ian Gordon 5	Ian Gordon 0.795
1997-98	Patrick Lalime 0.918	Ian Gordon 5	Ian Gordon 0.714
1996-97	Pokey Reddick 0.915	Pokey Reddick 5	Tyler Moss 0.800

* Led League



GRIFFINS TEAM RECORDS - PLAYOFFS

ATTENDANCE

Largest Home Attendance, Season	72,360 (13 games)
Smallest Home Attendance, Season	8,751, 1998 (1 game)
Largest Home Attendance Average	10,486, 1997
Smallest Home Attendance Average	3,168, 2007
Largest Home Attendance, Game (G4-CCF); 4/26/97 vs. ORL (G4-ECQ)	10,834, 6/15/13 vs. SYR (G5-CCF); 6/14/13 vs. SYR
Smallest Home Attendance, Game	2,019, 5/6/09 vs. MTB (G4-NDF)

WINS/LOSSES

Most Wins, Season	15, 2013
Most Overtime Wins, Season	3, 2006, 2003
Fewest Wins, Season	0, 2004, 1998
Most Home Wins, Season	7, 2013
Most Home Overtime Wins, Season	2, 2007, 2003
Fewest Home Wins, Season	0, 2004, 1998, 1997
Most Road Wins, Season	8, 2013
Most Road Overtime Wins, Season	2, 2006
Fewest Road Wins, Season	0, 2004, 1998
Most Losses, Season	9, 2013
Most Overtime Losses, Season	2, 2001, 2000
Fewest Losses, Season	3, 2002, 1998, 1997
Most Home Losses, Season	6, 2013
Most Home Overtime Losses, Season	2, 2001
Fewest Home Losses, Season	1, 2007, 1998
Most Road Losses, Season	3, 2013, 2007, 2006, 2003
Most Road Overtime Losses, Season	1, 2000
Fewest Road Losses, Season	1, 2002, 1997
Highest Winning Percentage, Season	0.667, 2003 (10-5)
Highest Home Winning Percentage, Season	0.750, 2003 (6-2)
Highest Road Winning Percentage, Season	0.750, 2000 (6-2)
Lowest Winning Percentage, Season	0.000, 2004 (0-4), 1998 (0-3)
Lowest Home Winning Percentage, Season	0.000, 2004 (0-2), 1998 (0-1), 1997 (0-2)
Lowest Road Winning Percentage, Season	0.000, 2004 (0-2), 1998 (0-2)

STREAKS

Longest Winning Streak	5, 4/21/03 to 5/2/03
Longest Winning Streak, Season	5, 4/21/03 to 5/2/03
Longest Home Winning Streak	4, 4/16/03 to 4/29/03
Longest Home Winning Streak, Season	4, 4/16/03 to 4/29/03
Longest Road Winning Streak	5, 6/11/13 to 6/18/13; 4/30/00 to 5/20/00
Longest Road Winning Streak, Season	5, 6/11/13 to 6/18/13; 4/30/00 to 5/20/00
Longest Losing Streak	7, 4/23/97 to 4/26/00
Longest Losing Streak, Season	4, 3 times – MR: 5/4/09 to 5/6/09
Longest Home Losing Streak	4, 4/23/97 to 4/26/00
Longest Home Losing Streak, Season	2, 11 times – MR: 6/14/13 to 6/15/13
Longest Road Losing Streak	3, 4 times – MR: 5/1/09 to 4/26/13
Longest Road Losing Streak, Season	2, 8 times – MR: 5/1/09 to 5/2/09

GOALS

Most Goals, Season	80, 2013 (24 games)
Fewest Goals, Season	6, 2004 (4 games)
Most Goals Against, Season	61, 2013 (24 games)
Fewest Goals Against, Season	12, 2002 (5 games)
Most Goals, Game	10, 5/19/00 at CIN (10-1, G3-ECF)
Most Goals, Home Game	8, 5/10/01 vs. ORL (8-3, G5-ECF)
Most Goals, Road Game	10, 5/19/00 at CIN (10-1, G3-ECF)
Most Goals, Loss	4, 4/20/09 vs. HAM (4-5, G3-NDS); 5/24/06 at MIL (4-5, G4-WCF)
Fewest Goals, Game	0, 4/26/13 at HOU (0-3, G1-WCQ); 4/19/07 at MTB (0-1, G1-NDS); 5/18/06 vs. MIL (0-4, G1-WCF); 4/18/04 vs. CHI (0-1, G2-WDS); 5/12/01 at ORL (0-2, G6-ECF); 5/28/00 at CHI (0-4, G2-TCF); 5/4/00 vs. CLE (0-2, G5-ECS)
Fewest Goals, Home Game	0, 5/18/06 vs. MIL (0-4, G1-WCF); 4/18/04 vs. CHI (0-1, G2-WDS); 5/4/00 vs. CLE (0-2, G5-ECS)
Fewest Goals, Road Game	0, 4/26/13 at HOU (0-3, G1-WCQ); 4/19/07 at MTB (0-1, G1-NDS); 5/12/01 at ORL (0-2, G6-ECF); 5/28/00 at CHI (0-4, G2-TCF)
Fewest Goals, Win	2, 5/24/13 vs. OKC (2-1, G1-WCF); 4/23/07 vs. MTB (2-1 OT, G3-NDS);



Most Goals Against, Game
 Most Goals Against, Home Game
 Most Goals Against, Road Game
 Most Goals Against, Win
 Fewest Goals Against, Game

Fewest Goals Against, Home Game

Fewest Goals Against, Road Game

Fewest Goals Against, Loss

Most Goals, Period
 Most Goals, Home Period
 Most Goals, Road Period
 Most Goals Against, Period
 Most Goals Against, Home Period
 Most Goals Against, Road Period
 Most Consecutive Goals, Game
 Most Consecutive Goals, Home Game
 Most Consecutive Goals, Road Game
 Most Consecutive Goals Against, Game
 Most Consecutive Goals Against, Home Game
 Most Consecutive Goals Against, Road Game

POWER PLAY/SHORTHANDED GOALS

Most Power Play Goals For, Season
 Most Power Play Goals For, Game

Most Power Play Goals Against, Season
 Most Power Play Goals Against, Game
 Most Power Play Opportunities, Season
 Most Power Play Opportunities, Game
 Most Power Play Opportunities Against, Season
 Most Power Play Opportunities Against, Game
 Most Shorthanded Goals For, Season
 Most Shorthanded Goals For, Game
 Most Shorthanded Goals Against, Season
 Most Shorthanded Goals Against, Game

MARGIN

Largest Margin of Victory, Game
 Largest Margin of Victory, Home Game
 Largest Margin of Victory, Road Game
 Largest Margin of Defeat, Game
 Largest Margin of Defeat, Home Game

Largest Margin of Defeat, Road Game

SHOTS

Most Shots, Game
 Most Shots, Home Game
 Most Shots, Road Game
 Fewest Shots, Game

4/28/06 at TOR (2-1 2OT, G5-NDS);
 5/21/03 vs. HOU (2-1 OT, G6-WCF);
 5/2/03 at CHI (2-0, G4-WCS);
 5/1/03 at CHI (2-1, G3-WCS);
 4/18/03 vs. WIL (2-1, G2-WCQ);
 4/23/01 at CLE (2-1, G3-ECS);
 4/27/00 vs. CLE (2-0, G2-ECS)
 8, 4/23/04 at CHI (2-8, G4-WDS)
 6, 4/22/06 vs. TOR (3-6, G2-NDS)
 8, 4/23/04 at CHI (2-8, G4-WDS)
 5, 4/21/06 vs. TOR (6-5, G1-NDS)
 0, 6/2/13 at OKC (3-0, G5-WCF);
 6/1/13 at OKC (4-0, G4-WCF);
 5/10/13 at TOR (7-0, G1-WCS);
 5/4/13 vs. HOU (7-0, G5-WCQ);
 5/2/03 at CHI (2-0, G4-WCS);
 4/19/02 at CHI (3-0, G4-WCQ);
 4/25/01 at CLE (3-0, G4-ECS);
 4/27/00 vs. CLE (2-0, G2-ECS)
 0, 5/4/13 vs. HOU (7-0, G5-WCQ);
 4/27/00 vs. CLE (2-0, G2-ECS)
 0, 6/2/13 at OKC (3-0, G5-WCF);
 6/1/13 at OKC (4-0, G4-WCF);
 5/10/13 at TOR (7-0, G1-WCS);
 5/2/03 at CHI (2-0, G4-WCS);
 4/19/02 at CHI (3-0, G4-WCQ);
 4/25/01 at CLE (3-0, G4-ECS)
 1, 4/19/07 at MTB (0-1, G1-NDS);
 4/18/04 vs. CHI (0-1, G2-WDS)
 8, 5/19/00 at CIN, 3rd period (G3-ECF)
 6, 5/10/01 vs. ORL, 2nd period (G5-ECF)
 8, 5/19/00 at CIN, 3rd period (G3-ECF)
 5, 4/19/03 at WIL, 3rd period (G3-WCQ)
 4, 5/18/06 vs. MIL, 3rd period (G1-WCF)
 5, 4/19/03 at WIL, 3rd period (G3-WCQ)
 9, 5/19/00 at CIN (10-1, G3-ECF)
 7, 5/4/13 vs. HOU (G5-WCQ)
 9, 5/19/00 at CIN (10-1, G3-ECF)
 8, 4/23/04 at CHI (2-8, G4-WDS)
 5, 4/15/02 vs. CHI (1-5, G2-WCQ)
 8, 4/23/04 at CHI (2-8, G4-WDS)

20, 2013
 3, 5/6/06 vs. MTB (G2-NDF);
 4/13/02 vs. CHI (G1-WCQ);
 5/19/00 at CIN (G3-ECF)
 19, 2006
 4, 5/11/06 at MTB (G4-NDF)
 104, 2006
 11, 5/6/06 vs. MTB (G2-NDF)
 118, 2006
 12, 4/18/98 at CIN (G2-ECQ)
 3, 2013
 2, 4/21/01 vs. CLE (G2-ECS)
 4, 2006, 2001, 2000
 2, 4/25/07 vs. MTB (G4-NDS);
 5/20/06 vs. MIL (G2-WCF);
 5/26/00 at CHI (G1-TCF)

9, 5/19/00 at CIN (10-1, G3-ECF)
 7, 5/4/13 vs. HOU (7-0, G5-WCQ)
 9, 5/19/00 at CIN (10-1, G3-ECF)
 6, 4/23/04 at CHI (2-8, G4-WDS)
 4, 5/18/06 vs. MIL (0-4, G1-WCF);
 4/15/02 vs. CHI (1-5, G2-WCQ)
 6, 4/23/04 at CHI (2-8, G4-WDS)

63, 4/21/06 vs. TOR (G1-NDS)
 63, 4/21/06 vs. TOR (G1-NDS)
 45, 4/28/06 at TOR (G5-NDS)
 12, 5/16/03 at HOU (G3-WCF)



Fewest Shots, Home Game
 Fewest Shots, Road Game
 Most Shots Against, Game

Most Shots Against, Home Game
 Most Shots Against, Road Game
 Fewest Shots Against, Game
 Fewest Shots Against, Home Game
 Fewest Shots Against, Road Game
 Most Shots, Period
 Most Shots, Home Period
 Most Shots, Road Period
 Fewest Shots, Period

Fewest Shots, Home Period
 Fewest Shots, Road Period
 Most Shots Against, Period

Most Shots Against, Home Period
 Most Shots Against, Road Period

Fewest Shots Against, Period

Fewest Shots Against, Home Period

Fewest Shots Against, Road Period

21, 5/21/03 vs. HOU (G6-WCF)
 12, 5/16/03 at HOU (G3-WCF)
 58, 5/3/01 vs. ORL (G1-ECF);
 4/21/97 at ORL (G2-ECQ)
 58, 5/3/01 vs. ORL (G1-ECF)
 58, 4/21/97 at ORL (G2-ECQ)
 15, 4/24/09 vs. HAM (G5-NDS)
 15, 4/24/09 vs. HAM (G5-NDS)
 16, 4/28/97 at ORL (G5-ECQ)
 21, 4/27/07 vs. MTB, 3rd period (G5-NDS)
 21, 4/27/07 vs. MTB, 3rd period (G5-NDS)
 20, 4/24/06 at TOR, 1st period (G3-NDS)
 1, 5/16/03 at HOU, 2nd period (G3-WCF);
 5/10/01 vs. ORL, 3rd period (G5-ECF)
 1, 5/10/01 vs. ORL, 3rd period (G5-ECF)
 1, 5/16/03 at HOU, 2nd period (G3-WCF)
 19, 5/24/06 at MIL, 1st period (G4-WCF);
 4/24/06 at TOR, 3rd period (G3-NDS);
 4/21/97 at ORL, 1st period (G2-ECQ)
 18, 5/30/00 vs. CHI, 2nd period (G3-TCF)
 19, 5/24/06 at MIL, 1st period (G4-WCF);
 4/24/06 at TOR, 3rd period (G3-NDS);
 4/21/97 at ORL, 1st period (G2-ECQ)
 1, 5/16/06 vs. MTB, 3rd period (G7-NDF);
 5/15/06 vs. MTB, 3rd period (G6-NDF);
 4/16/03 vs. WIL, 2nd period (G1-WCQ)
 1, 5/16/06 vs. MTB, 3rd period (G7-NDF);
 5/15/06 vs. MTB, 3rd period (G6-NDF);
 4/16/03 vs. WIL, 2nd period (G1-WCQ)
 3, 5/10/13 at TOR, 3rd period (G1-WCS);
 4/26/09 at HAM, 3rd period (G6-NDS);
 5/11/06 at MTB, 2nd period (G4-NDF);
 5/5/01 at ORL, 1st period (G2-ECF);
 5/19/00 at CIN, 3rd period (G3-ECF)



GRIFFINS INDIVIDUAL RECORDS - PLAYOFFS

Most Games Played, Season	24, 13 players, 2013
Most Games Played, Career	59, Travis Richards
Most Goals, Period	4, Yves Sarault, 5/19/00 at CIN, 3rd period (G3-ECF)
Most Goals, Game	4, Derek King, 4/21/01 vs. CLE (G2-ECS); Yves Sarault, 5/19/00 at CIN (G3-ECF)
Most Goals, Season	16, Tomas Tatar, 2013
Most Goals, Career	16, Derek King and Tomas Tatar
Most Assists, Period	3, Riley Sheahan, 6/9/13 at SYR, 2nd period (G2-CCF); Jiri Hudler, 5/16/06 vs. MTB, 3rd period (G7-NDF); Kip Miller, 5/10/01 vs. ORL, 2nd period (G5-ECF); Slava Butsayev, 5/19/00 at CIN, 3rd period (G3-ECF)
Most Assists, Game	5, Jiri Hudler, 5/16/06 vs. MTB (G7-NDF)
Most Assists, Season	16, Jiri Hudler, 2006
Most Assists, Career	25, Derek King
Most Points, Period	4, Slava Butsayev and Yves Sarault, 5/19/00 at CIN, 3rd period (G3-ECF)
Most Points, Game	5, Jiri Hudler, 5/16/06 vs. MTB (G7-NDF); Derek King, 4/21/01 vs. CLE (G2-ECS); Slava Butsayev and Yves Sarault, 5/19/00 at CIN (G3-ECF)
Most Points, Season	22, Jiri Hudler, 2006
Most Points, Career	41, Derek King
Highest Plus/Minus Rating, Season	+12, Jan Mursak, 2013
Highest Plus/Minus Rating, Career	+17, Jan Mursak
Most Penalty Minutes, Season	50, Darryl Bootland, 2006
Most Penalty Minutes, Career	130, Darryl Bootland
Most Power Play Goals, Season	7, Tomas Tatar, 2013
Most Power Play Goals, Career	7, Derek King and Tomas Tatar
Most Shorthanded Goals, Season	1, Mitch Callahan, Landon Ferraro and Luke Glendening, 2013; Jakub Kindl, 2009; Matt Ellis, 2007; Hugo Boisvert and Stacy Roest, 2003; Sean Gagnon and Derek King, 2001; Yves Sarault, 2000
Most Shorthanded Goals, Career	1, Hugo Boisvert, Mitch Callahan, Matt Ellis, Landon Ferraro, Sean Gagnon, Luke Glendening, Jakub Kindl, Derek King, Stacy Roest and Yves Sarault
Most Game Winning Goals, Season	5, Stacy Roest 2003
Most Game Winning Goals, Career	5, Stacy Roest
Most First Goals, Season	3, Tomas Tatar, 2013; Kip Miller, 2001; Petr Schastlivy, 2000
Most First Goals, Career	3, Hugo Boisvert, Matt Ellis, Kip Miller, Petr Schastlivy and Tomas Tatar
Most Overtime Goals, Season	2, Stacy Roest, 2003
Most Overtime Goals, Career	2, Matt Ellis, Stacy Roest
Most Goaltender Games Played, Season	24, Petr Mrazek, 2013
Most Goaltender Games Played, Career	30, Jimmy Howard
Most Wins, Season	15, Petr Mrazek, 2013
Most Wins, Career	15, Petr Mrazek
Most Minutes Played, Season	1431:18, Petr Mrazek, 2013
Most Minutes Played, Career	1795:13, Jimmy Howard
Lowest GAA, Season	1.62, Drew MacIntyre, 2006
Lowest GAA, Career	1.62, Drew MacIntyre
Highest Save Percentage, Season	0.940, Drew MacIntyre, 2006
Highest Save Percentage, Career	0.940, Drew MacIntyre
Most Saves, Game	54, Mike Fountain, 5/3/01 vs. ORL (G1-ECF); Pokey Reddick, 4/21/97 at ORL (G2-ECQ)
Most Saves, Home Game	54, Mike Fountain, 5/3/01 vs. ORL (G1-ECF)
Most Saves, Road Game	54, Pokey Reddick, 4/21/97 at ORL (G2-ECQ)
Fewest Saves, Game	13, Pokey Reddick, 4/28/97 at ORL (G5-ECQ)
Fewest Saves, Home Game	14, Jimmy Howard, 4/24/09 vs. HAM (G5-NDS)
Fewest Saves, Road Game	13, Pokey Reddick, 4/28/97 at ORL (G5-ECQ)
Most Opponent Saves, Game	57, Jean-Sebastien Aubin, 4/21/06 vs. TOR (G1-NDS)
Most Opponent Saves, Home Game	57, Jean-Sebastien Aubin, 4/21/06 vs. TOR (G1-NDS)
Most Opponent Saves, Road Game	43, Jean-Sebastien Aubin, 4/28/06 at TOR (G5-NDS)
Fewest Opponent Saves, Game	11, Johan Holmqvist, 5/16/03 at HOU (G3-WCF)
Fewest Opponent Saves, Home Game	16, Derek Gustafson and Zac Bierk, 4/21/01 vs. CLE (G2-ECS)
Fewest Opponent Saves, Road Game	11, Johan Holmqvist, 5/16/03 at HOU (G3-WCF)



Most Saves, Period	18, Jimmy Howard, 4/24/06 at TOR, 3rd period (G3-NDS); Mike Fountain, 4/25/01 at CLE, 3rd period (G4-ECS); Pokey Reddick, 4/21/97 at ORL, 1st period (G2-ECQ)
Most Saves, Home Period	16, Jani Hurme, 5/30/00 vs. CHI, 2nd period (G3-TCF)
Most Saves, Road Period	18, Jimmy Howard, 4/24/06 at TOR, 3rd period (G3-NDS); Mike Fountain, 4/25/01 at CLE, 3rd period (G4-ECS); Pokey Reddick, 4/21/97 at ORL, 1st period (G2-ECQ)
Fewest Saves, Period	1, Drew MacIntyre, 5/16/06 vs. MTB, 3rd period (G7-NDF); Jimmy Howard, 5/15/06 vs. MTB, 3rd period (G6-NDF); Marc Lamothe, 4/16/03 vs. WIL, 2nd period (G1-WCQ); Jani Hurme, 6/1/00 vs. CHI, 3rd period (G4-TCF); Jani Hurme, 5/12/00 vs. CIN, 2nd period (G1-ECF)
Fewest Saves, Home Period	1, Drew MacIntyre, 5/16/06 vs. MTB, 3rd period (G7-NDF); Jimmy Howard, 5/15/06 vs. MTB, 3rd period (G6-NDF); Marc Lamothe, 4/16/03 vs. WIL, 2nd period (G1-WCQ); Jani Hurme, 6/1/00 vs. CHI, 3rd period (G4-TCF); Jani Hurme, 5/12/00 vs. CIN, 2nd period (G1-ECF)
Fewest Saves, Road Period	3, Petr Mrazek, 5/10/13 at TOR, 3rd period (G1-WCS); Jimmy Howard, 4/26/09 at HAM, 3rd period (G6-NDS); Mike Fountain, 5/5/01 at ORL, 1st period (G2-ECF); Jani Hurme, 5/19/00 at CIN, 3rd period (G3-ECF); Pokey Reddick, 4/28/97 at ORL, 3rd period (G5-ECQ)
Most Opponent Saves, Period	20, Drew MacIntyre, 4/27/07 vs. MTB, 3rd period (G5-NDS); Pekka Rinne, 5/20/06 vs. MIL, 2nd period (G2-WCF)
Most Opponent Saves, Home Period	20, Drew MacIntyre, 4/27/07 vs. MTB, 3rd period (G5-NDS); Pekka Rinne, 5/20/06 vs. MIL, 2nd period (G2-WCF)
Most Opponent Saves, Road Period	19, Jean-Sebastien Aubin, 4/28/06 at TOR, 1st overtime (G5-NDS)
Fewest Opponent Saves, Period	0, Marc Denis, 4/26/09 at HAM, 3rd period (G6-NDS)
Fewest Opponent Saves, Home Period	1, Scott Fankhouser, 5/10/01 vs. ORL, 3rd period (G5-ECF)
Fewest Opponent Saves, Road Period	0, Marc Denis, 4/26/09 at HAM, 3rd period (G6-NDS)



PLAYOFF HISTORY

OVERALL PLAYOFF RESULTS

Opponent	Series Record	Overall Record	Home Record	Road Record
Chicago (AHL & IHL)	1-3	8-11	4-6	4-5
Cincinnati (IHL)	1-1	4-4	2-2	2-2
Cleveland (IHL)	2-0	8-2	3-2	5-0
Hamilton	1-0	4-2	1-2	3-0
Houston	1-1	6-6	4-3	2-3
Manitoba (AHL)	1-2	7-11	4-5	3-6
Milwaukee	0-1	0-4	0-2	0-2
Oklahoma City	1-0	4-3	2-2	2-1
Orlando (IHL)	0-2	4-7	1-4	3-3
Syracuse	1-0	4-2	1-2	3-0
Toronto	2-0	8-3	3-2	5-1
Wilkes-Barre/Scranton	1-0	3-1	2-0	1-1
Totals	12-10	60-56	27-32	33-24

SERIES RECORDS

Best of Seven Series	10-7
Leading 1-0	7-0
Leading 2-0	4-0
Leading 3-0	3-0
Leading 2-1	6-1
Leading 3-1	5-0
Leading 3-2	6-1
Trailing 0-1	3-7
Trailing 0-2	0-4
Trailing 0-3	0-3
Trailing 1-2	1-3
Trailing 1-3	0-3
Trailing 2-3	0-3
Tied 1-1	6-3
Tied 2-2	3-1
Tied 3-3	2-2
Best of Five Series	2-3
Leading 1-0	1-2
Leading 2-0	1-1
Leading 2-1	2-1
Trailing 0-1	1-1
Trailing 0-2	0-1
Trailing 1-2	0-1
Tied 1-1	1-1
Tied 2-2	1-2

GAME RECORDS

Overtime	10-8
Home	5-7
Road	5-1
Single OT	6-7
Double OT	3-0
Triple OT	1-1
Facing Elimination	8-10
Home	5-5
Road	3-5
Opponent Facing Elimination	12-15
Home	4-11
Road	8-4



PLAYOFF HISTORY

COACHING HISTORY

Coach	GP	W	L	PCT	Playoff Results
Jeff Blashill (2013)	24	15	9	0.625	Defeated SYR (4-2) in 2013 AHL Calder Cup Finals Defeated OKC (4-3) in 2013 AHL Western Conference Finals Defeated TOR (4-2) in 2013 AHL Western Conference Semifinals Defeated HOU (3-2) in 2013 AHL Western Conference Quarterfinals
Curt Fraser (2009)	10	4	6	0.400	Lost to MTB (0-4) in 2009 AHL North Division Finals Defeated HAM (4-2) in 2009 AHL North Division Semifinals
Greg Ireland (2005-07)	23	11	12	0.478	Lost to MTB (3-4) in 2007 AHL North Division Semifinals Lost to MIL (0-4) in 2006 AHL Western Conference Finals Defeated MTB (4-3) in 2006 AHL North Division Finals Defeated TOR (4-1) in 2006 AHL North Division Semifinals
Danton Cole (2003-04)	19	10	9	0.526	Lost to CHI (0-4) in 2004 AHL West Division Semifinals Lost to HOU (3-4) in 2003 AHL Western Conference Finals Defeated CHI (4-0) in 2003 AHL Western Conference Semifinals Defeated WIL (3-1) in 2003 AHL Western Conference Quarterfinals
Bruce Cassidy (2001-02)	15	8	7	0.533	Lost to CHI (2-3) in 2002 AHL Western Conference Quarterfinals Lost to ORL (2-4) in 2001 IHL Eastern Conference Finals Defeated CLE (4-0) in 2001 IHL Eastern Conference Semifinals
Guy Charron (2000)	17	10	7	0.588	Lost to CHI (2-4) in 2000 IHL Turner Cup Finals Defeated CIN (4-1) in 2000 IHL Eastern Conference Finals Defeated CLE (4-2) in 2000 IHL Eastern Conference Semifinals
Bob McNamara (1998)	3	0	3	0.000	Lost to CIN (0-3) in 1998 IHL Eastern Conference Quarterfinals
Dave Allison (1997)	5	2	3	0.400	Lost to ORL (2-3) in 1997 IHL Eastern Conference Quarterfinals

OVERTIME RESULTS

Date	Opponent	Game-Round	Result	Time	GWG	GR/OPP Goalsies
Apr. 21, 1997	@ Orl	G2-ECQ	5-4 W (2OT)	39:25	Danton Cole	Reddick/LaGrand
Apr. 22, 1998	CIN	G3-ECQ	3-4 L	17:15	Don Biggs	Lalime/Sarjeant
Apr. 26, 2000	CLE	G1-ECS	1-2 L	2:01	Sean Berens	Hurme/Gordon
Apr. 30, 2000	@ Cle	G3-ECS	4-3 W	13:02	Chris Szysky	Hurme/Lamothe
May 26, 2000	@ Chi	G1-TCF	3-4 L	17:34	Steve Maltais	Hurme/Young
May 3, 2001	ORL	G1-ECF	3-4 L (3OT)	51:12	Hugo Boisvert	Fountain/Maracle
May 9, 2001	ORL	G4-ECF	3-4 L	7:06	Brian Pothier	Fountain/Maracle
Apr. 28, 2003	CHI	G1-WCS	4-3 W	16:59	Stacy Roest	Lamothe/Maracle
May 12, 2003	HOU	G1-WCF	2-3 L	5:29	Tony Tuzzolino	Lamothe/Holmqvist
May 19, 2003	@ Hou	G5-WCF	5-4 W (2OT)	26:35	Stacy Roest	Lamothe/Holmqvist
May 21, 2003	HOU	G6-WCF	2-1 W	5:12	Mark Mowers	Lamothe/Holmqvist
Apr. 16, 2004	CHI	G1-WDS	3-4 L	0:58	Derek MacKenzie	Lamothe/Lehtonen
Apr. 21, 2006	TOR	G1-NDS	6-5 W (3OT)	42:21	Jiri Hudler	Howard/Aubin
Apr. 28, 2006	@ Tor	G5-NDS	2-1 W (2OT)	20:11	Matt Ellis	MacIntyre/Aubin
May 9, 2006	@ Mtb	G3-NDF	5-4 W	6:38	Eric Manlow	Howard/Flaherty
Apr. 23, 2007	MTB	G3-NDS	2-1 W	12:39	Matt Ellis	Howard/MacIntyre
Apr. 27, 2007	MTB	G5-NDS	4-3 W	4:20	Tony Voce	Howard/MacIntyre
Apr. 22, 2009	HAM	G4-NDS	3-4 L	2:42	Ryan White	Howard/Denis



GRIFFINS ALL-TIME LEADERS - PLAYOFFS

GRIFFINS ALL-TIME TOP TEN

Games Played		Goals		Assists	
1. Travis Richards	59	1. Derek King	16	1. Derek King	25
2. Derek King	46	Tomas Tatar	16	2. Jiri Hudler	21
3. Darryl Bootland	41	3. Kevin Miller	14	Travis Richards	21
Michel Picard	41	4. Michel Picard	13	4. Slava Butsayev	17
5. Jan Mursak	36	5. Petr Schastlivy	12	5. Kip Miller	13
6. Dave Van Drunen	35	6. Jan Mursak	11	Riley Sheahan	13
7. Francis Pare	34	7. Stacy Roest	10	7. Chad Billins	12
8. Tomas Kopecky	31	8. Darryl Bootland	9	Ivan Ciernik	12
9. Jimmy Howard	30	9. Matt Ellis	8	Landon Ferraro	11
10. Philippe Plante	29	Tomas Jurco	8	Francis Pare	11
				Nathan Paetsch	11
				Michel Picard	11
				Petr Schastlivy	11

GRIFFINS SINGLE-SEASON TOP TEN

Games Played			Goals			Assists		
1. 13 players tied	*24	2012-13	1. Tomas Tatar	*16	2012-13	1. Jiri Hudler	16	2005-06
			2. Jan Mursak	11	2012-13	2. Riley Sheahan	13	2012-13
			Kevin Miller	11	1999-00	3. Chad Billins	12	2012-13
			4. Stacy Roest	10	2002-03	Slava Butsayev	12	1999-00
			5. Tomas Jurco	8	2012-13	5. Landon Ferraro	11	2012-13
			Michel Picard	8	1999-00	Nathan Paetsch	11	2012-13
			Petr Schastlivy	8	1999-00	7. Luke Glendening	10	2012-13
			8. Valteri Filppula	7	2005-06	Ville Leino	10	2008-09
			Derek King	7	1999-00	Derek King	10	2002-03
			Yves Sarault	7	1999-00	Michel Picard	10	1999-00

GRIFFINS YEAR-BY-YEAR LEADERS

Games Played		Goals		Assists		
2012-13	13 players tied	*24	Tomas Tatar	*16	Riley Sheahan	13
2011-12	n/a		n/a		n/a	
2010-11	n/a		n/a		n/a	
2009-10	n/a		n/a		n/a	
2008-09	15 players tied	10	Justin Abdelkader	6	Ville Leino	10
2007-08	n/a		n/a		n/a	
2006-07	15 players tied	7	Matt Ellis	4	Kip Miller	5
2005-06	15 players tied	16	Valteri Filppula	7	Jiri Hudler	16
2004-05	n/a		n/a		n/a	
2003-04	17 players tied	4	Kevin Miller		Jiri Hudler	5
2002-03	15 players tied	15	Stacy Roest	10	Derek King	10
2001-02	14 players tied	5	Langfeld/Skarperud	2	Hugo Boisvert	3
2000-01	15 players tied	10	David Oliver	6	Kip Miller	8
1999-00	Nine players tied	17	Kevin Miller	11	Slava Butsayev	12
1998-99	n/a		n/a		n/a	
1997-98	15 players tied	3	Ed Patterson	2	Mark Greig	4
1996-97	14 players tied	5	Danton Cole	3	Jeff Nelson	4

* Led League



GRIFFINS ALL-TIME LEADERS - PLAYOFFS

GRIFFINS ALL-TIME TOP TEN

Points		Plus/Minus		Penalty Minutes	
1. Derek King	41	1. Jan Mursak	+17	1. Darryl Bootland	130
2. Jiri Hudler	28	2. Ivan Ciernik	+14	2. Chris Szysky	72
3. Travis Richards	25	3. Petr Schastlivy	+12	3. Dave Van Drunen	58
4. Michel Picard	24	4. Brennan Evans	+10	4. Chris Neil	46
5. Petr Schastlivy	23	5. Luke Glendening	+8	5. Aaron Downey	44
6. Slava Butsayev	22	Yves Sarault	+8	6. Matt Ruchty	43
7. Kevin Miller	21	7. Keith Aldridge	+7	7. Slava Butsayev	42
Tomas Tatar	21	Sean Gagnon	+7	Travis Richards	42
9. Jan Mursak	20	Riley Sheahan	+7	Terry Virtue	42
10. Darryl Bootland	19	10. Slava Butsayev	+6	10. Brennan Evans	36
		John Gruden	+6		
		Philippe Plante	+6		
		Stacy Roest	+6		
		Chris Szysky	+6		

GRIFFINS SINGLE-SEASON TOP TEN

Points		Plus/Minus		Penalty Minutes	
1. Jiri Hudler	22 2005-06	1. Jan Mursak	+12 2012-13	1. Darryl Bootland	50 2005-06
2. Tomas Tatar	21 2012-13	2. Brennan Evans	+10 2012-13	2. Darryl Bootland	46 2002-03
3. Kevin Miller	18 1999-00	3. Philippe Plante	+9 1999-00	3. Chris Szysky	45 1999-00
Michel Picard	18 1999-00	Petr Schastlivy	+9 1999-00	4. Aaron Downey	44 2008-09
5. Jan Mursak	17 2012-13	5. Luke Glendening	+8 2012-13	5. Terry Virtue	42 2005-06
6. Landon Ferraro	16 2012-13	John Gruden	+8 2000-01	6. Brennan Evans	36 2012-13
Luke Glendening	16 2012-13	Ivan Ciernik	+8 1999-00	7. Darcy Simon	35 1996-97
Riley Sheahan	16 2012-13	Yves Sarault	+8 1999-00	8. Mitch Callahan	33 2012-13
Valtteri Filppula	16 2005-06	9. Riley Sheahan	+7 2012-13	9. Darryl Bootland	32 2006-07
Stacy Roest	16 2002-03	Keith Aldridge	+7 2000-01	Yves Sarault	32 1999-00
Slava Butsayev	16 1999-00	Sean Gagnon	+7 2000-01		
		Dave Van Drunen	+7 2000-01		
		Todd Nelson	+7 1999-00		

GRIFFINS YEAR-BY-YEAR LEADERS

	Points		Plus/Minus		Penalty Minutes	
2012-13	Tomas Tatar	21	Jan Mursak	+12	Brennan Evans	36
2011-12	n/a		n/a		n/a	
2010-11	n/a		n/a		n/a	
2009-10	n/a		n/a		n/a	
2008-09	Ville Leino	13	Darren Haydar	+5	Aaron Downey	44
2007-08	n/a		n/a		n/a	
2006-07	Matt Ellis	7	Brad Norton	+5	Darryl Bootland	32
2005-06	Jiri Hudler	22	Derek Meech	+4	Darryl Bootland	50
2004-05	n/a		n/a		n/a	
2003-04	Jiri Hudler	6	Danny Groulx	+1	Three players tied	8
2002-03	Stacy Roest	16	King/Roest	+6	Darryl Bootland	46
2001-02	Hugo Boisvert	4	Hymovitz/Van Drunen	+2	Jason Doig	18
2000-01	Kip Miller	13	John Gruden	+8	Sean Gagnon	30
1999-00	Kevin Miller/Picard	18	Plante/Schastlivy	+9	Chris Szysky	45
1998-99	n/a		n/a		n/a	
1997-98	Mark Greig	4	Shane Hnidy	+2	Shane Hnidy	23
1996-97	Four players tied	4	Darcy Simon	+4	Darcy Simon	35

* Led League



GRIFFINS ALL-TIME LEADERS - PLAYOFFS

GRIFFINS ALL-TIME TOP TEN

Power Play Goals		Shorthanded Goals		Game-Winning Goals	
1. Derek King	7	1. Hugo Boisvert	1	1. Stacy Roest	5
Tomas Tatar	7	Mitch Callahan	1	2. Darryl Bootland	3
3. Kevin Miller	6	Matt Ellis	1	Matt Ellis	3
4. Jiri Hudler	4	Landon Ferraro	1	Tomas Jurco	3
Tomas Jurco	4	Sean Gagnon	1	Todd White	3
Ed Patterson	4	Luke Glendening	1	6. Justin Abdelkader	2
7. Rob Collins	3	Jakub Kindl	1	Hugo Boisvert	2
Donald MacLean	3	Derek King	1	Landon Ferraro	2
Michel Picard	3	Stacy Roest	1	Jiri Hudler	2
Travis Richards	3	Yves Sarault	1	Jan Mursak	2
Stacy Roest	3			Francis Pare	2
				Michel Picard	2
				Yves Sarault	2
				Petr Schastlivy	2

GRIFFINS SINGLE-SEASON TOP TEN

Power Play Goals		Shorthanded Goals		Game-Winning Goals	
1. Tomas Tatar	*7 2012-13	1. Mitch Callahan	1 2012-13	1. Stacy Roest	5 2002-03
2. Kevin Miller	5 1999-00	Landon Ferraro	1 2012-13	2. Tomas Jurco	3 2012-13
3. Tomas Jurco	4 2012-13	Luke Glendening	1 2012-13	Todd White	3 2000-01
Derek King	4 1999-00	Jakub Kindl	1 2008-09	4. Landon Ferraro	2 2012-13
Jiri Hudler	3 2005-06	Matt Ellis	1 2006-07	Jan Mursak	2 2012-13
Donald MacLean	3 2005-06	Hugo Boisvert	1 2002-03	Francis Pare	2 2012-13
Rob Collins	3 2002-03	Stacy Roest	1 2002-03	Justin Abdelkader	2 2008-09
8. Stacy Roest	3 2002-03	Sean Gagnon	1 2000-01	Matt Ellis	2 2006-07
Derek King	3 2000-01	Derek King	1 2000-01	Darryl Bootland	2 2005-06
12 players tied	2	Yves Sarault	1 1999-00	Jiri Hudler	2 2005-06
				Michel Picard	2 1999-00
				Yves Sarault	2 1999-00
				Petr Schastlivy	2 1999-00

GRIFFINS YEAR-BY-YEAR LEADERS

	Power Play Goals		Shorthanded Goals		Game-Winning Goals	
2012-13	Tomas Tatar	*7	Three players tied	1	Tomas Jurco	3
2011-12	n/a		n/a		n/a	
2010-11	n/a		n/a		n/a	
2009-10	n/a		n/a		n/a	
2008-09	Haydar/Leino	2	Jakub Kindl	1	Justin Abdelkader	2
2007-08	n/a		n/a		n/a	
2006-07	Matt Ellis	1	Matt Ellis	1	Matt Ellis	2
2005-06	Hudler/MacLean	3	n/a		Bootland/Hudler	2
2004-05	n/a		n/a		n/a	
2003-04	Three players tied	1	n/a		n/a	
2002-03	Collins/Roest	3	Boisvert/Roest	1	Stacy Roest	5
2001-02	Tim Skarperud	2	n/a		Boisvert/Kwiatkowski	1
2000-01	Derek King	3	Gagnon/King	1	Todd White	3
1999-00	Kevin Miller	5	Yves Sarault	1	Three players tied	2
1998-99	n/a		n/a		n/a	
1997-98	Ed Patterson	2	n/a		n/a	
1996-97	Three players tied	1	n/a		Cole/T. Nelson	1



GRIFFINS ALL-TIME LEADERS - PLAYOFFS

GRIFFINS ALL-TIME TOP TEN

First Goals		Overtime Goals		Unassisted Goals	
1. Hugo Boisvert	3	1. Matt Ellis	2	1. Tomas Jurco	2
Matt Ellis	3	Stacy Roest	2	Mark Mowers	2
Kip Miller	3	3. Danton Cole	1	Philippe Plante	2
Petr Schastlivy	3	Jiri Hudler	1	Petr Schastlivy	2
Tomas Tatar	3	Eric Manlow	1	5. 16 players tied	1
6. Joakim Andersson	2	Mark Mowers	1		
Mitch Callahan	2	Chris Szysky	1		
Danton Cole	2	Tony Voce	1		
Tomas Jurco	2				
Derek King	2				
Kent McDonell	2				
Mark Mowers	2				
Stacy Roest	2				

GRIFFINS SINGLE-SEASON TOP TEN

First Goals		Overtime Goals		Unassisted Goals	
1. Tomas Tatar	3 2012-13	1. Stacy Roest	2 2002-03	1. Tomas Jurco	2 2012-13
Kip Miller	3 2000-01	2. Matt Ellis	1 2006-07	Mark Mowers	2 2002-03
Petr Schastlivy	3 1999-00	Tony Voce	1 2006-07	Philippe Plante	2 1999-00
4. Joakim Andersson	2 2012-13	Matt Ellis	1 2005-06	4. 18 players tied	1
Mitch Callahan	2 2012-13	Jiri Hudler	1 2005-06		
Tomas Jurco	2 2012-13	Eric Manlow	1 2005-06		
Matt Ellis	2 2005-06	Mark Mowers	1 2002-03		
Kent McDonell	2 2005-06	Chris Szysky	1 1999-00		
Hugo Boisvert	2 2002-03	Danton Cole	1 1996-97		
Mark Mowers	2 2002-03				
Stacy Roest	2 2002-03				
Danton Cole	2 1996-97				

GRIFFINS YEAR-BY-YEAR LEADERS

	First Goals		Overtime Goals		Unassisted Goals	
2012-13	Tomas Tatar	3	n/a		Tomas Jurco	2
2011-12	n/a		n/a		n/a	
2010-11	n/a		n/a		n/a	
2009-10	n/a		n/a		n/a	
2008-09	Five players tied	1	n/a		Justin Abdelkader	1
2007-08	n/a		n/a		n/a	
2006-07	Matt Ellis	1	Ellis/Voce	1	Matt Ellis	1
2005-06	Ellis/McDonell	2	Three players tied	1	Donald MacLean	1
2004-05	n/a		n/a		n/a	
2003-04	Jeff Nelson	1	n/a		n/a	
2002-03	Three players tied	2	Stacy Roest	2	Mark Mowers	2
2001-02	Hugo Boisvert	1	n/a		Langfeld/Murphy	1
2000-01	Kip Miller	3	n/a		n/a	
1999-00	Petr Schastlivy	3	Chris Szysky	1	n/a	
1998-99	n/a		n/a		n/a	
1997-98	Ed Patterson	1	n/a		n/a	
1996-97	Danton Cole	2	Danton Cole	1	n/a	

* Led League



GRIFFINS ALL-TIME LEADERS - PLAYOFFS

GRIFFINS ALL-TIME TOP TEN

Shots			Shooting Percentage (Min. 135 Shots)	
1. Derek King	148		1. Ed Patterson	0.280
2. Travis Richards	120		2. David Oliver	0.273
3. Michel Picard	102		3. Valterri Filppula	0.259
4. Matt Ellis	88		4. Josh Langfeld	0.250
5. Petr Schastlivy	84		Kevin Miller	0.250
6. Darryl Bootland	83		Stacy Roest	0.250
7. Tomas Tatar	78		7. Todd White	0.222
8. Slava Butsayev	75		8. Tomas Tatar	0.205
9. Jan Mursak	75		9. Tom Ashe	0.200
10. Jiri Hudler	71		10. Mitch Callahan	0.182
			Donald MacLean	0.182

GRIFFINS SINGLE-SEASON TOP TEN

Shots			Shooting Percentage (Min. 100 Shots)	
1. Tomas Tatar	*78	2012-13	1. Ed Patterson	0.333 1997-98
2. Derek King	75	1999-00	2. Kevin Miller	0.300 2003-04
3. Tomas Jurco	69	2012-13	3. David Oliver	0.273 2000-01
4. Jiri Hudler	60	2005-06	4. Hugo Boisvert	0.263 2002-03
Michel Picard	60	1999-00	5. Valterri Filppula	0.259 2005-06
6. Petr Schastlivy	58	1999-00	6. Stacy Roest	0.250 2002-03
7. Jan Mursak	57	2012-13	Josh Langfeld	0.250 2001-02
Tomas Kopecky	57	2005-06	Travis Richards	0.250 1997-98
9. Kent McDonell	54	2005-06	Danton Cole	0.250 1996-97
Yves Sarault	54	1999-00	10. Kevin Miller	0.239 1999-00

GRIFFINS YEAR-BY-YEAR LEADERS

Shots			Shooting Percentage (Min. 100 Shots)	
2012-13	Tomas Tatar	*78	Tomas Tatar	0.205
2011-12	n/a		n/a	
2010-11	n/a		n/a	
2009-10	n/a		n/a	
2008-09	Justin Abdelkader	42	Darren McCarty	0.176
2007-08	n/a		n/a	
2006-07	Matt Ellis	36	Tony Voce	0.176
2005-06	Jiri Hudler	60	Valterri Filppula	0.259
2004-05	n/a		n/a	
2003-04	Travis Richards	13	Kevin Miller	0.300
2002-03	Jason Williams	46	Hugo Boisvert	0.263
2001-02	Tim Skarperud	17	Josh Langfeld	0.250
2000-01	Derek King	32	David Oliver	0.273
1999-00	Derek King	75	Kevin Miller	0.239
1998-99	n/a		n/a	
1997-98	Cole/Metropolit	12	Ed Patterson	0.333
1996-97	Ben Hankinson	16	Danton Cole	0.250

* Led League



GRIFFINS ALL-TIME LEADERS - PLAYOFFS

GRIFFINS ALL-TIME TOP TEN

Goalie Games Played		Minutes		Goals Against Average (Min. 20 GP)	
1. Jimmy Howard	30	1. Jimmy Howard	1795:13	1. Drew MacIntyre	1.62
2. Petr Mrazek	24	2. Petr Mrazek	1431:18	2. Mathieu Chouinard	1.78
3. Marc Lamothe	19	3. Marc Lamothe	1144:50	3. Marc Lamothe	2.15
4. Jani Hurme	17	4. Jani Hurme	1028:02	4. Jani Hurme	2.16
5. Mike Fountain	9	5. Mike Fountain	541:45	Martin Prusek	2.16
6. Drew MacIntyre	5	6. Pokey Reddick	335:51	6. Petr Mrazek	2.31
Martin Prusek	5	7. Martin Prusek	277:39	7. Pokey Reddick	2.32
Pokey Reddick	5	8. Drew MacIntyre	259:41	8. Jimmy Howard	2.74
9. Mathieu Chouinard	3	9. Mathieu Chouinard	134:46	9. Mike Fountain	2.77
Ian Gordon	3	10. Ian Gordon	119:20	10. Patrick Lalime	3.11

GRIFFINS SINGLE-SEASON TOP TEN

Goalie Games Played		Minutes		Goals Against Average (Min. 15 GP)	
1. Petr Mrazek	*24 2012-13	1. Petr Mrazek	*1431:18 2012-13	1. Drew MacIntyre	1.62 2005-06
2. Jani Hurme	17 1999-00	2. Jani Hurme	1028:02 1999-00	2. Mathieu Chouinard	1.78 2000-01
3. Marc Lamothe	15 2002-03	3. Marc Lamothe	944:54 2002-03	3. Marc Lamothe	1.84 2002-03
4. Jimmy Howard	13 2005-06	4. Jimmy Howard	762:39 2005-06	4. Jimmy Howard	1.93 2006-07
5. Jimmy Howard	10 2008-09	5. Jimmy Howard	598:26 2008-09	5. Martin Prusek	2.16 2001-02
6. Mike Fountain	8 2000-01	6. Mike Fountain	521:45 2000-01	Jani Hurme	2.16 1999-00
7. Jimmy Howard	7 2006-07	7. Jimmy Howard	434:08 2006-07	7. Petr Mrazek	2.31 2012-13
8. Drew MacIntyre	5 2005-06	8. Pokey Reddick	335:51 1996-97	8. Pokey Reddick	2.32 1996-97
Martin Prusek	5 2001-02	9. Martin Prusek	277:39 2001-02	9. Jimmy Howard	2.41 2008-09
Pokey Reddick	5 1996-97	10. Drew MacIntyre	259:41 2005-06	Mike Fountain	2.41 2000-01

GRIFFINS YEAR-BY-YEAR LEADERS

Year	Goalie Games Played	Minutes	Goals Against Average (Min. 15 GP)
2012-13	Petr Mrazek *24	Petr Mrazek *1431:18	Petr Mrazek 2.31
2011-12	n/a	n/a	n/a
2010-11	n/a	n/a	n/a
2009-10	n/a	n/a	n/a
2008-09	Jimmy Howard 10	Jimmy Howard 598:26	Jimmy Howard 2.41
2007-08	n/a	n/a	n/a
2006-07	Jimmy Howard 7	Jimmy Howard 434:08	Jimmy Howard 1.93
2005-06	Jimmy Howard 13	Jimmy Howard 762:39	Drew MacIntyre 1.62
2004-05	n/a	n/a	n/a
2003-04	Marc Lamothe 4	Marc Lamothe 199:56	Marc Lamothe 3.60
2002-03	Marc Lamothe 15	Marc Lamothe 944:54	Marc Lamothe 1.84
2001-02	Martin Prusek 5	Martin Prusek 277:39	Martin Prusek 2.16
2000-01	Mike Fountain 8	Mike Fountain 521:45	Mathieu Chouinard 1.78
1999-00	Jani Hurme 17	Jani Hurme 1028:02	Jani Hurme 2.16
1998-99	n/a	n/a	n/a
1997-98	Ian Gordon 2	Ian Gordon 118:48	Patrick Lalime 3.11
1996-97	Pokey Reddick 5	Pokey Reddick 335:51	Pokey Reddick 2.32

* Led League



GRIFFINS ALL-TIME LEADERS - PLAYOFFS

GRIFFINS ALL-TIME TOP TEN

Wins		Shutouts		Saves	
1. Petr Mrazek	15	1. Petr Mrazek	4	1. Jimmy Howard	733
2. Jimmy Howard	12	2. Mike Fountain	1	2. Petr Mrazek	603
3. Jani Hurme	10	Jani Hurme	1	3. Marc Lamothe	511
Marc Lamothe	10	Marc Lamothe	1	4. Jani Hurme	447
5. Mike Fountain	5			5. Mike Fountain	218
6. Drew MacIntyre	3			6. Pokey Reddick	141
7. Martin Prusek	2			7. Drew MacIntyre	110
Pokey Reddick	2			8. Martin Prusek	86
9. Mathieu Chouinard	1			9. Mathieu Chouinard	58
				10. Ian Gordon	53

GRIFFINS SINGLE-SEASON TOP TEN

Wins			Shutouts			Saves		
1. Petr Mrazek	*15	2012-13	1. Petr Mrazek	*4	2012-13	1. Petr Mrazek	*603	2012-13
2. Marc Lamothe	10	2002-03	2. Marc Lamothe	1	2002-03	2. Jani Hurme	447	1999-00
Jani Hurme	10	1999-00	Mike Fountain	1	2000-01	3. Marc Lamothe	414	2002-03
4. Jimmy Howard	5	2005-06	Jani Hurme	1	1999-00	4. Jimmy Howard	340	2005-06
Mike Fountain	5	2000-01				5. Jimmy Howard	216	2008-09
6. Jimmy Howard	4	2008-09				6. Mike Fountain	208	2000-01
7. Jimmy Howard	3	2006-07				7. Jimmy Howard	177	2006-07
Drew MacIntyre	3	2005-06				8. Pokey Reddick	141	1996-97
9. Martin Prusek	2	2001-02				9. Drew MacIntyre	110	2005-06
Pokey Reddick	2	1996-97				10. Marc Lamothe	97	2003-04

GRIFFINS YEAR-BY-YEAR LEADERS

	Wins		Shutouts		Saves	
2012-13	Petr Mrazek	*15	Petr Mrazek	*4	Petr Mrazek	*603
2011-12	n/a		n/a		n/a	
2010-11	n/a		n/a		n/a	
2009-10	n/a		n/a		n/a	
2008-09	Jimmy Howard	4	n/a		Jimmy Howard	216
2007-08	n/a		n/a		n/a	
2006-07	Jimmy Howard	3	n/a		Jimmy Howard	177
2005-06	Jimmy Howard	5	n/a		Jimmy Howard	340
2004-05	n/a		n/a		n/a	
2003-04	n/a		n/a		Marc Lamothe	97
2002-03	Marc Lamothe	10	Marc Lamothe	1	Marc Lamothe	414
2001-02	Martin Prusek	2	n/a		Martin Prusek	86
2000-01	Mike Fountain	5	Mike Fountain	1	Mike Fountain	208
1999-00	Jani Hurme	10	Jani Hurme	1	Jani Hurme	447
1998-99	n/a		n/a		n/a	
1997-98	n/a		n/a		Ian Gordon	53
1996-97	Pokey Reddick	2	n/a		Pokey Reddick	141



GRIFFINS ALL-TIME LEADERS - PLAYOFFS

GRIFFINS ALL-TIME TOP TEN

Save Percentage
(Min. 60 Minutes Played)

1.	Drew MacIntyre	0.940
2.	Mathieu Chouinard	0.935
3.	Marc Lamothe	0.926
4.	Jani Hurme	0.924
5.	Petr Mrazek	0.916
	Pokey Reddick	0.916
7.	Jimmy Howard	0.899
8.	Mike Fountain	0.897
9.	Martin Prusek	0.896
10.	Patrick Lalime	0.892

GRIFFINS SINGLE-SEASON TOP TEN

Save Percentage
(Min. 60 Minutes Played)

1.	Drew MacIntyre	0.940	2005-06
2.	Marc Lamothe	0.935	2002-03
	Mathieu Chouinard	0.935	2000-01
4.	Jimmy Howard	0.927	2006-07
5.	Jani Hurme	0.924	1999-00
6.	Petr Mrazek	0.916	2012-13
	Pokey Reddick	0.916	1996-97
8.	Mike Fountain	0.908	2000-01
9.	Jimmy Howard	0.900	2008-09
10.	Martin Prusek	0.896	2001-02
	Simon Lajeunesse	0.916	2001-02

GRIFFINS YEAR-BY-YEAR LEADERS

Save Percentage
(Min. 60 Minutes Played)

2012-13	Petr Mrazek	0.916
2011-12	n/a	
2010-11	n/a	
2009-10	n/a	
2008-09	Jimmy Howard	0.900
2007-08	n/a	
2006-07	Jimmy Howard	0.927
2005-06	Drew MacIntyre	0.940
2004-05	n/a	
2003-04	Marc Lamothe	0.890
2002-03	Marc Lamothe	0.935
2001-02	Martin Prusek	0.896
2000-01	Mathieu Chouinard	0.935
1999-00	Jani Hurme	0.924
1998-99	n/a	
1997-98	Patrick Lalime	0.892
1996-97	Pokey Reddick	0.916



GRIFFINS ALL-TIME AWARD WINNERS

AHL Calder Cup Champions
2012-13 Grand Rapids Griffins

AHL Western Conference Playoff Champions – Robert W. Clarke Trophy
2012-13 Grand Rapids Griffins

AHL Regular Season Champions – Macgregor Kilpatrick Trophy
2005-06 Grand Rapids Griffins

AHL Western Conference Regular Season Champions – N.R. (Bud) Poile Trophy
2005-06 Grand Rapids Griffins

AHL Midwest Division Champions – N.R. (Bud) Poile Trophy
2012-13 Grand Rapids Griffins

AHL North Division Champions – Sam Pollock Trophy
2005-06 Grand Rapids Griffins

AHL Central Division Champions – John Chick Trophy
2002-03 Grand Rapids Griffins

AHL West Division Champions – N.R. (Bud) Poile Trophy
2001-02 Grand Rapids Griffins

AHL Ticket Sales Department of the Year
2010-11 Grand Rapids Griffins

AHL Team Business Services Award for Community Service – Western Conference
2012-13 Grand Rapids Griffins
2008-09 Grand Rapids Griffins

AHL Team Business Services Award for Fan Experience – Western Conference
2009-10 Grand Rapids Griffins

AHL Team Business Services Award for Overall Ticket Sales – Western Conference
2008-09 Grand Rapids Griffins

AHL Playoff MVP – Jack A. Butterfield Trophy
2012-13 Tomas Tatar

AHL Coach of the Year – Louis A.R. Pieri Memorial Award
2001-02 Bruce Cassidy

AHL Regular Season MVP – Les Cunningham Award
2005-06 Donald MacLean

AHL Outstanding Defenseman – Eddie Shore Award
2004-05 Niklas Kronwall

AHL Outstanding Goaltender - Aldege "Baz" Bastien Memorial Award
2002-03 Marc Lamothe
2001-02 Martin Prusek

AHL Outstanding Team Goaltending - Harry "Hap" Holmes Memorial Award
2002-03 Marc Lamothe, Joey MacDonald
2001-02 Martin Prusek, Simon Lajeunesse, Mathieu Chouinard

AHL Top Goal Scorer – Willie Marshall Award
2005-06 Donald MacLean (co-winner)

AHL Fred T. Hunt Memorial Award (player who best exemplifies the qualities of sportsmanship, determination and dedication to hockey)
2011-12 Chris Minard

AHL Outstanding Media Coverage – James H. Ellery Memorial Award
2009-10 Bob Kaser - Radio
2007-08 Tim Doty (Fox 17) - TV
2002-03 Joe Conklin (Grand Rapids Press) - Newspaper
2001-02 WOOD TV-8 - TV

AHL Outstanding PR & Marketing Executive – Ken McKenzie Award
2006-07 Randy Cleves

AHL All-Star Team
2012-13 RW Gustav Nyquist (1st Team)
2008-09 RW Darren Haydar (2nd Team)
2005-06 LW Donald MacLean (1st Team)
D Bryan Helmer (2nd Team)
LW Jiri Hudler (2nd Team)

2004-05 D Niklas Kronwall (1st Team)
2002-03 G Marc Lamothe (1st Team)
RW Mark Mowers (2nd Team)
LW Michel Picard (2nd Team)
D John Gruden (1st Team)
G Martin Prusek (1st Team)

2001-02

AHL All-Rookie Team
2011-12 LW Gustav Nyquist
2010-11 D Brendan Smith
2008-09 C Justin Abdelkader
2005-06 G Jimmy Howard

AHL All-Star Classic Participants
2013 D Chad Billins
G Petr Mrazek
RW Gustav Nyquist
LW Gustav Nyquist
C Ilari Filppula#
D Brendan Smith+
C Patrick Rissmiller
D Jakub Kindl*
G Daniel Larsson
D Jonathan Ericsson
G Jimmy Howard
D Derek Meech
C Kip Miller (captain)
C Valtteri Filppula
LW Jiri Hudler*
C Donald MacLean#
D Niklas Kronwall*
G Joey MacDonald
LW Jiri Hudler
D Niklas Kronwall+
D Travis Richards (captain)*
C Nathan Robinson
G Marc Lamothe
RW Mark Mowers
Bruce Cassidy (head coach)
Gene Reilly (assistant coach)
LW Chris Bala#
D John Gruden
C Kip Miller@
G Martin Prusek+
LW Petr Schastlivy+

2012
2011
2010
2009
2008
2007
2006
2005
2004
2003
2002

AHL Player of the Month
Feb. 2012 Chris Minard

AHL Player of the Week
Feb. 3, 2013 Petr Mrazek
Jan. 20, 2013 Joakim Andersson
Dec. 13, 2009 Francis Pare
Jan. 25, 2009 Jimmy Howard
Dec. 21, 2008 Francis Pare
Feb. 19, 2007 Matt Ellis
March 20, 2006 Jimmy Howard
Dec. 26, 2005 Clay Wilson
Nov. 21, 2005 Valtteri Filppula
Oct. 17, 2005 Jiri Hudler
Feb. 16, 2004 Joey MacDonald
Dec. 22, 2003 Nathan Robinson
Nov. 18, 2002 Marc Lamothe
Jan. 14, 2002 Kip Miller
Nov. 19, 2001 Petr Schastlivy

AHL Goaltender of the Month
Dec. 2007 Jimmy Howard
March 2006 Jimmy Howard
Jan. 2002 Simon Lajeunesse

AHL Rookie of the Month
Oct. 2008 Justin Abdelkader
Feb. 2003 Tomas Kopecky

AHL Milestone of the Month
March 2006 Donald MacLean

*Starter #Replacement
@Selected to start, did not play
+Selected to team, did not play



GRIFFINS ALL-TIME AWARD WINNERS

AHL Man of the Year (Griffins Nominee)

2012-13	Chad Billins
2011-12	Francis Pare
2010-11	Greg Amadio
2009-10	John Vigilante
2008-09	Jimmy Howard
2007-08	Jimmy Howard
2006-07	Derek Meech
2005-06	Bryan Helmer
2004-05	Joey MacDonald
2003-04	Travis Richards
2002-03	Marc Lamothe
2001-02	Jason Doig

IHL Eastern Conference Playoff Champions - Frank Gallagher Trophy

1999-00	Grand Rapids Griffins
---------	-----------------------

IHL Regular Season Champions - Fred A. Huber Trophy

2000-01	Grand Rapids Griffins
---------	-----------------------

IHL Eastern Division/Conference Champions

2000-01	Grand Rapids Griffins
1999-00	Grand Rapids Griffins

IHL Executive of the Year - Andy Mulligan Trophy

1996-97	Dan DeVos
---------	-----------

IHL General Manager of the Year

1996-97	Bob McNamara
---------	--------------

IHL Coach of the Year - Commissioner's Trophy

1999-00	Guy Charron
---------	-------------

IHL Regular Season Scoring Champion - Leo P. Lamoureux Trophy

2000-01	Derek King (co-winner)
---------	------------------------

IHL Eastern Conference PR Staff of the Year

2000-01	Randy Cleves, Justin Copertino
---------	--------------------------------

IHL All-Star Team

2000-01	LW Derek King (1st Team)
	G Mike Fountain (2nd Team)
	D Travis Richards (2nd Team)
	LW Ivan Ciernik (Honorable Mention)
	D Joel Kwiatkowski (Hon. Men.)
	C Todd White (Hon. Men.)
1999-00	G Jani Hurme (2nd Team)
	LW Derek King (Hon. Men.)
	C Kevin Miller (Hon. Men.)
	D Todd Nelson (Hon. Men.)
	LW Michel Picard (Hon. Men.)
	LW Petr Schastlivy (Hon. Men.)
1998-99	C Glen Metropolit (Hon. Men.)
1997-98	LW Michel Picard (Hon. Men.)
1996-97	LW Michel Picard (1st Team)
	C Jeff Nelson (Hon. Men.)
	G Pokey Reddick (Hon. Men.)

IHL All-Star Game Participants

2001	Bruce Cassidy (co-coach)
	G Mike Fountain*
	D Joel Kwiatkowski#
	D Travis Richards@
	C Todd White*
2000	D John Gruden*
	G Jani Hurme#
	C Kevin Miller*
	LW Petr Schastlivy
1999	C Robert Petrovicky
	RW Maxim Spiridonov
1998	G Ian Gordon#
	D Kerry Huffman
	LW Michel Picard#
1997	C Jeff Nelson
	LW Michel Picard*
	G Pokey Reddick*

IHL Player of the Month

Apr. 2001	Derek King
Apr. 2000	Slava Butsayev
Jan. 2000	Michel Picard
Nov. 1998	Robert Petrovicky
Nov. 1997	Michel Picard
Dec. 1996	Michel Picard

IHL Player of the Week

Apr. 2, 2001	Derek King
Mar. 19, 2001	Slava Butsayev
Feb. 19, 2001	Kip Miller
Jan. 2, 2001	Slava Butsayev
Dec. 11, 2000	Chris Neil
Apr. 5, 1999	Todd Hlushko
Nov. 30, 1998	Maxim Spiridonov
Dec. 30, 1996	Michel Picard

IHL Goaltender of the Month

Apr. 2001	Mike Fountain
-----------	---------------

IHL Goaltender of the Week

Apr. 9, 2001	Mike Fountain
Jan. 2, 2001	Mike Fountain
Nov. 13, 2000	Mike Fountain
Feb. 21, 2000	Jani Hurme
Dec. 27, 1999	Mike Fountain
Dec. 13, 1999	Jani Hurme
Nov. 22, 1999	Jani Hurme
Nov. 1, 1999	Jani Hurme
Oct. 11, 1999	Mike Fountain
Oct. 12, 1998	Ian Gordon
Nov. 3, 1997	Ian Gordon
Jan. 20, 1997	Pokey Reddick
Oct. 28, 1996	Pokey Reddick
Oct. 7, 1996	Pokey Reddick

IHL Defenseman of the Month

Mar. 2001	Travis Richards
-----------	-----------------

IHL Defenseman of the Week

Dec. 11, 2000	Dave Van Druen
Oct. 9, 2000	Joel Bouchard

IHL Rookie of the Month

Nov. 1999	Petr Schastlivy
-----------	-----------------

IHL Rookie of the Week

Jan. 29, 2001	Mathieu Chouinard
Jan. 17, 2001	Mathieu Chouinard
Apr. 3, 2000	Petr Schastlivy
Dec. 27, 1999	Petr Schastlivy
Nov. 22, 1999	Petr Schastlivy

IHL Plus/Minus Player of the Year

2000-01	Ivan Ciernik
1999-00	Todd Nelson

IHL Plus/Minus Player of the Month

Apr. 2001	Derek King
Dec. 2000	Ivan Ciernik
Mar. 2000	Todd Nelson
Feb. 2000	Karel Rachunek/Travis Richards
Nov. 1999	Darren Rumble

IHL Plus/Minus Player of the Week

Apr. 2, 2001	Slava Butsayev
Mar. 12, 2001	Slava Butsayev/Travis Richards
Feb. 19, 2001	Kip Miller
Jan. 2, 2001	Derek King
Dec. 11, 2000	Sean Berens
Oct. 16, 2000	Todd White
Apr. 17, 2000	Slava Butsayev
Apr. 10, 2000	Derek King
Mar. 13, 2000	Todd Nelson
Feb. 14, 2000	Karel Rachunek
Nov. 15, 1999	Philippe Plante
Nov. 1, 1999	Karel Rachunek

*Starter

#Replacement

@Selected to start, did not play

+Selected to team, did not play



GRIFFINS IN THE NHL

Goalie	NHL Seasons (Span)	REGULAR SEASON							PLAYOFFS						Teams
		GP	MIN	GAA	W	L	O/T	SO	GP	MIN	GAA	W	L	SO	
Berkhoel, Adam	1 (2005-06)	9	473	3.81	2	4	1	0							Atl.
Chouinard, Mathieu	1 (2003-04)	1	3	0.00	0	0	0	0							L.A.
Conklin, Ty	10 (2001-12)	215	11527	2.69	96	67	23	17	2	25	2.38	0	1	0	Edm., Cbj., Buf., Pit., St.L., Det.
Fountain, Mike	4 (1996-01)	11	483	3.48	2	6	0	1							Van., Car., Ott.
Gustavsson, Jonas	4 (2009-13)	114	6232	2.98	41	47	16	5							Tor., Det.
Howard, Jimmy	7 (2005-13)	234	13618	2.36	131	67	26	16	42	1328	2.57	20	22	2	Det.
Hurme, Jani	4 (1999-03)	76	4041	2.61	29	25	11	6							Ott., Fla.
Joseph, Curtis	19 (1989-09)	943	54055	2.79	454	352	96	51	133	8106	2.42	63	66	16	St.L., Edm., Det., Phx., Cgy., Tor.
Kochan, Dieter	4 (1999-03)	21	849	3.96	1	11	1	0							T.B., Min.
Lacher, Blaine	2 (1994-96)	47	2636	2.80	22	16	4	4	5	283	2.54	1	4	0	Bos.
Lajeunesse, Simon	1 (2001-02)	1	24	0.00	0	0	0	0							Ott.
Lalime, Patrick	12 (1996-11)	444	25241	2.58	200	174	48	35	41	2549	1.77	21	20	5	Pit., Ott., St.L., Chi., Buf.
Lamothe, Marc	2 (1999-04)	4	241	3.24	2	1	1	0							Chi., Det.
Legace, Manny	11 (1998-10)	365	20140	2.41	187	99	41	23	11	638	2.54	4	6	0	L.A., Det. (1 Stanley Cup), St.L., Car.
Little, Neil	2 (2001-04)	2	93	3.87	0	2	0	0							Phi.
MacDonald, Joey	7 (2006-13)	122	6733	3.01	39	57	14	2							Bos., NYI., Tor., Det., Cgy.
MacIntyre, Drew	2 (2007-12)	4	105	2.29	0	1	0	0							Van., Buf.
McCollum, Tom	1 (2010-11)	1	15	12.00	0	0	0	0							Det.
Moss, Tyler	4 (1997-03)	30	1496	3.25	6	16	1	0							Cgy., Car., Van.
Mrazek, Petr	1 (2012-13)	2	119	2.02	1	1	0	0							Det.
Osgood, Chris	17 (1993-11)	744	42564	2.49	401	216	95	50	129	7651	2.09	74	49	15	NYI, St.L., Det. (3 Stanley Cups)
Prusek, Martin	4 (2001-06)	57	2898	2.36	31	12	4	3	1	40	1.50	0	0	0	Ott., Cbj.
Reddick, Pokey	6 (1986-94)	132	7162	3.71	46	58	16	0	4	168	3.57	0	2	0	Wpg., Edm. (1 Stanley Cup), Fla.
Rudkowsky, Cody	1 (2002-03)	1	30	0.00	1	0	0	0							St.L.

Player	NHL Seasons (Span)	REGULAR SEASON					PLAYOFFS					Teams			
		GP	G	A	PTS	PIM	GP	G	A	PTS	PIM				
Abdelkader, Justin	7 (2007-13)	257	28	32	60	194	49	5	3	8	93				Det.
Adams, Bryan	2 (1999-01)	11	0	1	1	2									Atl.
Adams, Kevyn	10 (1997-08)	540	59	77	136	317	67	2	2	4	39				Tor., Cbj., Fla., Car. (1 Stanley Cup), Phx., Chi.
Afanasenkov, Dmitry	5 (2000-07)	227	27	27	54	52	28	1	3	4	8				T.B. (1 Stanley Cup), Phi.
Aldridge, Keith	1 (1999-00)	4	0	0	0	0									Dal.
Andersson, Joakim	2 (2011-13)	43	3	5	8	8	14	1	4	5	10				Det.
Armstrong, Bill	1 (1990-91)	1	0	1	1	0									Phi.
Avery, Sean	10 (2001-12)	180	90	157	247	1533	28	5	10	15	69				Det., L.A., Dal., NYR
Bala, Chris	1 (2001-02)	6	0	1	1	0									Ott.
Barnes, Ryan	1 (2003-04)	2	0	0	0	0									Det.
Barney, Scott	3 (2002-06)	27	5	6	11	4									L.A., Atl.
Batyrshin, Ruslan	1 (1995-96)	2	0	0	0	6									L.A.
Bicanek, Radim	7 (1994-02)	122	1	11	12	62	7	0	0	0	8				Ott., Chi., Cbj.
Black, James	11 (1989-01)	352	58	57	115	84	13	2	1	3	4				Hfd., Min., Dal., Buf., Chi., Wsh.
Boileau, Patrick	5 (1996-04)	48	5	11	16	26									Wsh., Det., Pit.
Boivin, Claude	4 (1991-95)	132	12	19	31	364									Phi., Ott.
Bonni, Ryan	1 (1999-00)	3	0	0	0	0									Van.
Bootland, Darryl	3 (2003-08)	32	1	2	3	85									Det., NYI
Bouchard, Joel	11 (1994-06)	364	22	53	75	264									Cgy., Nsh., Dal., Phx., N.J., Pit., NYR, NYI
Brimanis, Aris	7 (1993-04)	113	2	12	14	57									Phi., NYI, Ana., St.L.
Brookbank, Sheldon	7 (2006-13)	303	5	32	37	421	18	0	0	0	32				Nsh., N.J., Ana., Chi.
Brookbank, Wade	5 (2003-09)	127	6	3	9	345									Nsh., Van., Bos., Car.
Brunstrom, Fabian	3 (2008-12)	104	19	22	41	22									Dal., Det.
Butsayev, Slava	6 (1992-00)	132	17	26	43	133									Phi., S.J., Ana., Fla., Ott., T.B.
Chelios, Chris	26 (1983-10)	1651	185	763	948	2891	266	31	113	144	423				Mtl. (1 Stanley Cup), Chi., Det. (2 Stanley Cups), Atl.
Ciernik, Ivan	5 (1997-04)	89	12	14	26	32	2	0	1	1	6				Ott., Wsh.
Colaiccovo, Carlo	10 (2002-13)	376	30	110	140	193	20	0	4	4	20				Tor., St.L., Det.
Cole, Danton	7 (1989-96)	318	58	60	118	125	1	0	0	0	0				Wpg., T.B., N.J. (1 Stanley Cup), NYI, Chi.
Collins, Rob	1 (2005-06)	8	1	1	2	0									NYI
Conner, Chris	7 (2006-13)	158	18	27	45	32	9	1	0	1	0				Dal., Pit., Det., Phx.
Cornforth, Mark	1 (1995-96)	6	0	0	0	4									Bos.
Crowley, Mike	3 (1997-01)	67	5	15	20	44									Ana.



GRIFFINS IN THE NHL

Player	NHL Seasons (Span)	REGULAR SEASON					PLAYOFFS					Teams
		GP	G	A	PTS	PIM	GP	G	A	PTS	PIM	
Dahlman, Toni	2 (2001-03)	22	1	1	2	0						Ott.
DeKeyser, Danny	1 (2012-13)	11	0	1	1	2	2	0	0	0	0	Det.
Delmore, Andy	7 (1998-06)	283	43	58	101	105	20	6	2	8	16	Phi., Nsh., Buf., Cbj.
Demitra, Pavol	16 (1993-10)	847	304	464	768	284	94	23	36	59	34	Ott., St.L., L.A., Min., Van.
Dobbin, Brian	5 (1986-92)	63	7	8	15	61	2	0	0	0	17	Phi., Bos.
Doig, Jason	7 (1995-04)	158	6	18	24	285	6	0	1	1	6	Wpg., Phx., NYR, Wsh.
Downey, Aaron	9 (1999-09)	243	8	10	18	494	5	0	0	0	8	Bos., Chi., Dal., St.L., Mtl., Det. (1 Stanley Cup)
Eaton, Mark	13 (1999-13)	650	24	61	85	242	68	4	9	13	24	Phi., Nsh., NYI, Pit. (1 Stanley Cup)
Ellis, Matt	7 (2006-13)	267	16	25	41	81	4	1	0	1	0	Det., L.A., Buf.
Emmons, John	3 (1999-02)	85	2	4	6	64						Ott., T.B., Bos.
Emmerton, Cory	3 (2010-13)	121	12	7	19	18	18	1	1	2	6	Det.
Ericsson, Jonathán	6 (2007-13)	277	13	44	57	226	64	5	11	16	43	Det.
Evans, Brennan	1 (2003-04)						2	0	0	0	0	Cgy.
Exelby, Garnet	7 (2002-10)	408	7	43	50	584	4	0	0	0	6	Atl., Tor.
Ference, Brad	6 (1999-07)	250	4	30	34	565						Fla., Phx., Cgy.
Filppula, Valtteri	8 (2005-13)	483	100	151	251	158	105	19	38	57	30	Det. (1 Stanley Cup)
Gagnon, Aaron	4 (2009-13)	38	3	2	5	2						Dal., Wpg.
Gagnon, Sean	3 (1997-01)	12	0	1	1	34						Phx., Ott.
Giroux, Alexandre	6 (2005-12)	48	6	6	12	26						NYR, Wsh., Edm., Cbj.
Goldmann, Erich	1 (1999-00)	1	0	0	0	0						Ott.
Gove, David	2 (2005-07)	2	0	1	1	0						Car.
Grant, Triston	2 (2006-10)	11	0	1	1	19						Phi., Nsh.
Greig, Mark	9 (1990-03)	125	13	27	40	90	5	0	1	1	0	Hfd., Tor., Cgy., Phi.
Gruden, John	6 (1993-04)	92	1	8	9	46	3	0	1	1	0	Bos., Ott., Wsh.
Hachborn, Len	3 (1983-86)	102	20	39	59	29	7	0	3	3	7	Phi., L.A.
Hankinson, Ben	3 (1992-95)	43	3	3	6	45	2	1	0	1	4	N.J., T.B.
Hartigan, Mark	6 (2001-08)	102	19	11	30	58	5	0	1	1	4	Atl., Cbj., Ana., Det.
Haydar, Darren	4 (2002-10)	23	1	7	8	2						Nsh., Atl., Col.
Helm, Darren	6 (2007-13)	249	32	51	83	54	65	10	6	16	18	Det. (1 Stanley Cup)
Helmer, Bryan	7 (1998-09)	146	8	18	26	135	6	0	0	0	0	St.L., Van., Phx., Wsh.
Hlushko, Todd	6 (1993-99)	79	8	13	21	84	3	0	0	0	2	Phi., Cgy., Pit.
Hnidy, Shane	10 (2000-11)	550	16	55	71	633	40	4	2	6	34	Ott., Nsh., Atl., Ana., Min., Bos.
Hocking, Justin	1 (1993-94)	1	0	0	0	0						L.A.
Hoggan, Jeff	5 (2005-10)	107	2	9	11	76						St.L., Bos., Phx.
Hudler, Jiri	8 (2003-13)	451	97	144	241	182	66	12	21	33	34	Det. (1 Stanley Cup), Cgy.
Huffman, Kerry	10 (1986-96)	401	37	108	145	361	11	0	0	0	2	Que., Ott., Phi.
Hull, Jody	16 (1988-04)	831	124	137	261	156	69	4	5	9	14	Hfd., NYR, Fla., T.B., Phi., Ott.
Hussey, Matt	3 (2003-07)	21	2	2	4	2						Pit., Det.
Janik, Doug	9 (2002-12)	190	3	16	19	154	6	1	0	1	2	Buf., T.B., Dal., Mtl., Det.
Johansson, Jonas	1 (2005-06)	1	0	0	0	2						Wsh.
Kaminsky, Yan	2 (1993-95)	26	3	2	5	4	2	0	0	0	4	Wpg., NYI
Keller, Ryan	1 (2009-10)	6	0	0	0	0						Ott.
Kelly, Chris	9 (2003-13)	603	100	129	229	312	90	12	20	32	37	Ott., Bos. (1 Stanley Cup)
Kindl, Jakob	4 (2009-13)	147	7	23	30	75	14	1	4	5	10	Det.
King, Derek	14 (1986-00)	830	261	351	612	417	47	4	17	21	24	NYI, Hfd., Tor., St.L.
Knuble, Mike	16 (1996-13)	1068	278	270	548	641	65	14	16	30	38	Det., NYR, Bos., Wsh., Phi.
Kolanos, Krys	6 (2001-12)	149	20	22	42	94	2	0	0	0	6	Phx., Edm., Min., Cgy.
Kopeccky, Tomas	8 (2005-13)	465	62	92	154	261	37	5	3	8	25	Det. (1 Stanley Cup), Chi. (1 Stanley Cup), Fla.
Kordic, Dan	6 (1991-99)	197	4	8	12	584	12	1	0	1	22	Phi.
Kronwall, Niklas	9 (2003-13)	515	54	192	246	342	93	4	38	42	77	Det. (1 Stanley Cup)
Kruppke, Gord	3 (1990-94)	23	0	0	0	32						Det.
Kwiatkowski, Joel	7 (2000-08)	282	16	29	45	245	6	0	0	0	2	Ott., Wsh., Fla., Pit., Atl.
Langfeld, Josh	6 (2001-08)	143	9	23	32	60	1	0	0	0	0	Ott., S.J., Bos., Det., Nsh.
Lashoff, Brian	1 (2012-13)	31	1	4	5	15	3	0	0	0	0	Det.
Lavigne, Eric	1 (1994-95)	1	0	0	0	0						L.A.
Lebda, Brett	7 (2005-12)	397	20	56	76	229	62	0	10	10	40	Det. (1 Stanley Cup), Tor., Cbj.
Leino, Ville	5 (2008-13)	228	40	64	104	60	37	10	18	28	6	Det., Phi., Buf.
Leroux, Francois	10 (1988-98)	249	3	20	23	577	33	1	3	4	34	Edm., Ott., Pit., Col.



GRIFFINS IN THE NHL

Player	NHL Seasons (Span)	REGULAR SEASON					PLAYOFFS				Teams	
		GP	G	A	PTS	PIM	GP	G	A	PTS		PIM
Lilja, Andreas	12 (2000-13)	580	16	71	87	563	66	1	2	3	58	L.A., Fla., Det. (1 Stanley Cup), Ana., Phi.
Lindberg, Chris	3 (1991-94)	116	17	25	42	47	2	0	1	1	2	Cgy., Que. Fla.
Linden, Jamie	1 (1994-95)	4	0	0	0	17						
MacLean, Donald	6 (1997-07)	41	8	5	13	6	3	0	0	0	0	L.A., Tor., Cbj., Det., Phx. Bos., NYI
Manlow, Eric	4 (2000-04)	37	2	4	6	8						Hfd., Car., T.B., NYI, St.L., Ott.
Martins, Steve	10 (1995-06)	267	21	25	46	142	5	0	1	1	0	Buf., Phx., Van., Col., Ana. (1 Stanley Cup), Tor., Det. Hfd.
May, Brad	18 (1991-10)	1041	127	161	288	2248	88	4	9	13	112	Cgy., Det. (4 Stanley Cups)
McBain, Jason	2 (1995-97)	9	0	0	0	0						Cbj.
McCarthy, Darren	15 (1993-09)	758	127	161	288	1477	174	23	26	49	228	Pit., L.A., NYR, S.J., Edm. (2 Stanley Cups), Bos.
McDonnell, Kent	2 (2002-04)	32	1	2	3	36						Buf., Ana.
McSorley, Marty	17 (1983-00)	961	108	251	359	3381	115	10	19	29	374	Det. (1 Stanley Cup), Wpg.
McSween, Don	5 (1987-96)	47	3	10	13	55						T.B., Wsh., Atl., St.L., Bos., Phi., Mtl.
Meech, Derek	6 (2006-13)	144	4	13	17	45	2	0	0	0	0	Edm., Nsh., T.B. NYR, Wsh.
Metropolit, Glen	8 (1999-10)	407	57	102	159	148	30	1	4	5	12	NYR, Wsh., St.L., S.J., Pit., Chi., NYI, Ott., Det.
Millar, Craig	5 (1996-01)	114	8	14	22	73						Que., Min., S.J., Chi., Ana., Pit., NYI, Wsh.
Miller, Kelly	15 (1984-99)	1057	181	282	463	512	119	20	34	54	65	Pit., Edm.
Miller, Kevin	13 (1988-04)	620	150	185	335	429	61	7	10	17	49	Nsh., Det., Bos., Ana.
Miller, Kip	12 (1990-04)	449	74	165	239	105	25	6	11	17	23	Nsh.
Minard, Chris	3 (2007-10)	40	2	4	6	14						Det.
Mowers, Mark	7 (1998-08)	278	18	44	62	70	3	0	0	0	0	Col., Bos., NYI, Det. Ott.
Mueller, Chris	3 (2010-13)	37	2	6	8	8						Edm., NYR, Phx., Ott., Dal.
Mursak, Jan	3 (2010-13)	46	2	2	4	8						Buf., Cbj.
Myrvold, Anders	4 (1995-04)	33	0	5	5	12						L.A.
Neil, Chris	11 (2001-13)	779	94	118	212	2005	91	9	10	19	192	Pit.
Nelson, Jeff	3 (1994-99)	52	3	8	11	20	3	0	0	0	4	Wsh., Nsh.
Nelson, Todd	2 (1991-94)	3	1	0	1	2	4	0	0	0	0	Pit., Wsh.
Newbury, Kris	7 (2006-13)	71	4	5	9	132	3	0	0	0	2	Tor., Det., NYR
Norton, Brad	5 (2001-07)	124	3	8	11	287						Fla., L.A., Wsh., Ott., Det.
Nylander, Michael	15 (1992-09)	920	209	470	679	468	47	12	22	34	14	Hfd., Cgy., T.B., Chi., Bos., NYR, Wsh. Det.
Nyquist, Gustav	2 (2011-13)	40	4	9	13	8	18	2	3	5	2	Edm., NYR, Phx., Ott., Dal.
Oliver, David	9 (1994-06)	233	49	49	98	84	10	0	0	0	2	Buf., Cbj.
Paetsch, Nathan	5 (2005-10)	167	7	35	42	114	1	0	0	0	0	L.A.
Parse, Scott	3 (2009-12)	73	14	16	30	36	6	0	0	0	0	Pit.
Patterson, Ed	3 (1993-97)	68	3	3	6	56						Hfd., Dal., St.L., T.B., NYI
Peterson, Brent	3 (1996-99)	56	9	1	10	6						Hfd., S.J., Ott., St.L., Edm., Phi.
Petrovicky, Robert	8 (1992-01)	208	27	38	65	118	2	0	0	0	0	L.A., Col., Det.
Picard, Michel	9 (1990-01)	166	28	42	70	103	5	0	0	0	2	Ott., NYR, N.J.
Quincey, Kyle	8 (2005-13)	293	19	79	98	268	38	0	4	4	28	Dal.
Rachunek, Karel	7 (1999-08)	371	22	118	140	227	26	1	7	8	16	S.J., NYR., Atl., Fla. Det., T.B.
Richards, Travis	2 (1994-96)	3	0	0	0	2						NYI, Ott., Bos., Fla. Det., Phx., St.L.
Rissmiller, Pat	6 (2003-11)	192	18	28	46	60	30	3	4	7	10	St.L., Edm., Van.
Ritola, Mattias	4 (2007-12)	43	4	5	9	17	2	0	0	0	0	Det., Bos.
Rivers, Jamie	11 (1995-07)	454	17	49	66	385	15	1	1	2	8	Min., Det.
Roberts, Dave	5 (1993-98)	125	20	33	53	85	9	0	0	0	16	T.B.
Robinson, Nathan	2 (2003-06)	7	0	0	0	2						Ott., Phi., St.L., T.B. (1 Stanley Cup)
Roest, Stacy	5 (1998-03)	244	28	48	76	54	3	0	0	0	0	Mtl., Cgy., Col., Ott., Atl., Nsh.
Royer, Gaetan	1 (2001-02)	3	0	0	0	2						Ott., Ana.
Rumble, Darren	8 (1990-04)	193	10	26	36	216						St.L.
Sarault, Yves	8 (1994-02)	106	10	10	20	51	5	0	0	0	2	
Schastiviy, Petr	5 (1999-04)	129	18	22	40	30	1	0	0	0	0	
Shafranov, Konstantin	1 (1996-97)	5	2	1	3	0						



GRIFFINS IN THE NHL

Player	NHL Seasons (Span)	REGULAR SEASON					PLAYOFFS					Teams
		GP	G	A	PTS	PIM	GP	G	A	PTS	PIM	
Shannon, Darrin	10 (1988-98)	506	87	163	250	344	45	7	10	17	38	Buf., Wpg., Phx. Det.
Sheahan, Riley	2 (2011-13)	2	0	0	0	4						L.A., T.B.
Shevalier, Jeff	3 (1994-00)	32	5	9	14	8						Atl., Cbj.
Simon, Ben	4 (2001-06)	81	3	1	4	47						NYI
Skinner, Brett	1 (2008-09)	11	0	0	0	4						Cbj., Cgy., Dal. (1 Stanley Cup)
Sloan, Blake	6 (1998-04)	290	11	32	43	162	35	0	2	2	20	
Smith, Brendan	2 (2011-13)	48	1	14	15	49	14	2	3	5	10	Det.
Smith, Dan	3 (1998-06)	22	0	0	0	16						Col., Edm.
Spezza, Jason	10 (2002-13)	611	228	393	621	388	58	17	35	52	26	Ott.
Stafford, Garrett	3 (2007-11)	7	0	2	2	0						Det., Dal., Phx.
Sullivan, Brian	1 (1992-93)	2	0	1	1	0						N.J.
Syvret, Danny	5 (2005-11)	59	3	4	7	30	10	0	0	0	0	Edm., Phi., Ana.
Tardif, Jamie	1 (2012-13)	2	0	0	0	0						Bos.
Tatar, Tomas	2 (2010-13)	27	5	3	8	4						Det.
Tollefsen, Ole-Kristian	5 (2005-10)	163	4	8	12	296						Cbj., Phi.
Traverse, Patrick	7 (1995-06)	279	14	51	65	113	6	0	0	0	2	Ott., Ana., Bos., Mtl., Dal.
Ulmer, Jeff	1 (2000-01)	21	3	0	3	8						NYR
Vandermeer, Peter	1 (2007-08)	2	0	0	0	0						Phx.
Van Drunen, Dave	1 (1999-00)	1	0	0	0	0						Ott.
Vasilevski, Alex	2 (1995-97)	4	0	0	0	2						St.L.
Vasilyev, Andrei	4 (1994-99)	16	2	5	7	6						NYI, Phx.
Vauclair, Julien	1 (2003-04)	1	0	0	0	2						Ott.
Virtue, Terry	2 (1998-00)	5	0	0	0	0						Bos., NYR
Watt, Mike	5 (1997-03)	157	15	26	41	41						Edm., NYI, Nsh., Car.
White, Todd	13 (1997-11)	653	141	240	381	228	43	8	3	11	16	Chi., Phi., Ott., Min., Atl., NYR
Williams, Jason	11 (2000-12)	455	94	133	227	157	27	1	2	3	12	Chi., Atl., Cbj., Det. (1 Stanley Cup), Dal., Pit.
Williams, Jeremy	5 (2005-11)	32	9	2	11	6						Tor., NYR
Wilson, Clay	5 (2007-12)	36	4	4	8	12						Cbj., Atl., Fla., Cgy.
Wilson, Landon	10 (1995-09)	375	53	66	119	352	13	1	1	2	20	Col., Bos., Phx., Pit., Dal.
Coach												
Allison, Dave	1 (1983-84)	3	0	0	0	12						Mtl.
Cassidy, Bruce	6 (1983-90)	36	4	13	17	10	1	0	0	0	0	Chi.
Charron, Guy	12 (1969-81)	734	221	309	530	146						Mtl., Det., K.C., Wsh.
Cole, Danton	7 (1989-96)	318	58	60	118	125	1	0	0	0	0	Wpg., T.B., N.J. (1 Stanley Cup), NYI, Chi.
Fraser, Curt	12 (1978-90)	704	193	240	433	1306	65	15	18	33	198	Van., Chi., Min.
Paek, Jim	5 (1990-95)	217	5	29	34	155	27	1	4	5	8	Pit. (2 Stanley Cups), L.A., Ott.
Stothers, Mike	4 (1984-88)	30	0	2	2	65	5	0	0	0	11	Phi., Tor.

Bold = Registered at least one NHL game after playing for the Griffins

FAST FACTS:

- A Griffins alumnus has had his name engraved on the Stanley Cup in five of the past six seasons (2008-2011; 2013) and seven times in the last nine seasons.
- 15 former Griffins were on the playoff roster of the 2008 Stanley Cup champion Detroit Red Wings, nine of whom had their names engraved on the Cup: Niklas Kronwall, Jiri Hudler, Valteri Filppula, Brett Lebda, Darren Helm, Tomas Kopecky, Darren McCarty, Derek Meech and Chris Osgood.
- 131 Griffins players have gone on to play in the NHL, including 20 goalies and 111 skaters.
- 37 Griffins alumni logged ice time with 13 different teams during the abbreviated 2013 regular season, combining to play 865 games while accumulating 95 goals, 143 assists, 238 points, 519 penalty minutes, 32 wins and five shutouts. Chicago's Sheldon Brookbank became the 15th player to have his name engraved on the Stanley Cup after playing for the Griffins.
- 65 players have made their NHL debuts after first playing for the Griffins, including 42 who made their debut during the same season they played in Grand Rapids.
- All 30 NHL teams have had a former Griffins player for them at some point.



AMERICAN HOCKEY LEAGUE



One Monarch Place
Suite 2400
Springfield, MA 01144
www.theahl.com

Phone: (413) 781-2030
Fax: (413) 733-4767

President and CEO

Executive Vice President, Marketing and Business Development

Vice President, Hockey Operations

Vice President, Communications

Vice President, Licensing and Corporate Sales

Vice President, Team Business Services

Director, Finance and Administration

Director, Hockey Administration/AHL Central Registry

Director, Team Business Analytics

Manager, Team Business Services

Coordinator, Marketing Services

Coordinator, Digital Media and Communications

Executive Assistant, Hockey Operations

David Andrews

Chris Nikolis

Michael Murray

Jason Chaimovitch

Sean Lavoine

Nathan Costa

Drew Griffin

Melissa Caruso

Maria Lauring

Jonathan Forsberg

Kristen Krasinskas

Alyssa Dombrowski

Kelly Flanagan

2013-14 ALIGNMENT

WESTERN CONFERENCE

Midwest Division

Grand Rapids Griffins (DET)

Chicago Wolves (STL)

Iowa Wild (MIN)

Milwaukee Admirals (NSH)

Rockford IceHogs (CHI)

North Division

Hamilton Bulldogs (MTL)

Lake Erie Monsters (COL)

Rochester Americans (BUF)

Toronto Marlies (TOR)

Utica Comets (VAN)

West Division

Abbotsford Heat (CGY)

Charlotte Checkers (CAR)

Oklahoma City Barons (EDM)

San Antonio Rampage (FLA)

Texas Stars (DAL)

EASTERN CONFERENCE

Atlantic Division

Manchester Monarchs (LA)

Portland Pirates (PHX)

Providence Bruins (BOS)

St. John's IceCaps (WPG)

Worcester Sharks (SJ)

East Division

Binghamton Senators (OTT)

Hershey Bears (WSH)

Norfolk Admirals (ANA)

Syracuse Crunch (TB)

Wilkes-Barre/Scranton

Penguins (PIT)

Northeast Division

Adirondack Phantoms (PHI)

Albany Devils (NJ)

Bridgeport Sound Tigers (NYI)

Hartford Wolf Pack (NYR)

Springfield Falcons (CBJ)

2013-14 PLAYOFF FORMAT

Eight teams in each conference will qualify for the 2014 Calder Cup Playoffs: the three division winners will be seeded first through third in order of points, and the next five teams in order of points will be seeded fourth through eighth.

The conference quarterfinals will be best-of-five series; the conference semifinals, conference finals and Calder Cup Finals will be best-of-seven series. Teams will be re-ordered after the first round so that the highest-remaining seed plays the lowest-remaining seed.



ABBOTSFORD HEAT

33800 King Road
Abbotsford, British Columbia V2S 8H8
www.abbotsfordheat.com

Phone: (604) 743-4328
Fax: (604) 743-5062

Owners:	Fraser Valley Sports & Entertainment Inc.	Home Arena:	Abbotsford Entertainment & Sports Centre
General Manager:	Jay Feaster	Capacity:	7,046
President:	Ryan Walter	Entered AHL:	2009-10
Assistant General Manager/Player		Calder Cups:	None
Personnel:	John Weisbrod	Seasons in Playoffs:	2 of 4
Head Coach:	Troy G. Ward	Conference:	Western
Assistant Coaches:	Robbie Ftorek, Jordan Sigalet	Division:	West
Director of Player Development:	Ron Sutter	Time Zone:	Pacific
Athletic Trainer:	Vince Fedorowich	Affiliation:	Calgary Flames
Equipment Manager:	Peter Bureaux	Team Colors:	Red, Gray, Black
Communications:	Adam Fritz, Brandon Astle		
Broadcaster:	Brandon Astle		

2012-13 Home Attendance: 143,571 (3,778 avg. – 28th in AHL)
2012-13 Regular Season Record: 34-32-4-6, 78 pts. (4th in North Division/12th in Western Conference/22nd in AHL)
2013 Playoff Record: Did not qualify

2011-12 Regular Season Record: 42-26-3-5, 92 pts. (2nd in West Division/4th in Western Conference/6th in AHL)
2012 Playoff Record: 4-4 (defeated Milwaukee 3-0 in Western Conference Quarterfinals; lost to Toronto 1-4 in Western Conference Semifinals)

2013-14 VS. HEAT

1/17 ABBOTSFORD 7:00
1/18 ABBOTSFORD 7:00
2/28 @ Abbotsford 10:00
3/1 @ Abbotsford 10:00

ALL-TIME SERIES VS. HEAT

Season	Home					Road					Totals				
	W	L	T	OTL	SOL	W	L	T	OTL	SOL	W	L	T	OTL	SOL
2009-10	2	0	--	0	0	0	2	--	0	0	2	2	--	0	0
2010-11	0	1	--	0	1	0	2	--	0	0	0	3	--	0	1
2011-12	0	1	--	1	0	2	0	--	0	0	2	1	--	1	0
2012-13	2	0	--	0	0	1	0	--	0	1	3	0	--	0	1
TOTALS	4	2	--	1	1	3	4	--	0	1	7	6	--	1	2



ADIRONDACK PHANTOMS

1 Civic Center Plaza
Glens Falls, NY 12801
www.phantomshockey.com

Phone: (518) 480-3355
Fax: (518) 480-3357

President/Governor:	Jim Brooks	Home Arena:	Glens Falls Civic Center
President:	Rob Brooks	Capacity:	4,794
General Manager:	Paul Holmgren	Entered AHL:	1996-97 (as Philadelphia Phantoms)
Assistant GMs:	Barry Hanrahan, Ron Hextall	Calder Cups:	Two (1998, 2005)
Head Coach:	Terry Murray	Seasons in Playoffs:	10 of 17
Assistant Coach:	Riley Cote	Conference:	Eastern
Director of		Division:	Northeast
Player Personnel:	John Paddock	Time Zone:	Eastern
Director of		Affiliation:	Philadelphia Flyers
Player Development:	Ian Laperriere	Team Colors:	Orange, Black
Athletic Trainer:	Greg Lowden		
Equipment Manager:	Damion Parmelee		
Media Relations:	Bob Rotruck, Rini Krishnan		
Broadcaster:	Bob Rotruck		

2012-13 Home Attendance: 151,753 (3,994 avg. – 25th in AHL)

2012-13 Regular Season Record: 31-38-3-4, 69 pts. (5th in Northeast Division/15th in Eastern Conference/28th in AHL)

2013 Playoff Record: Did not qualify

2013-14 VS. PHANTOMS ALL-TIME SERIES VS. PHANTOMS*

No games scheduled

Season	Home					Road					Totals				
	W	L	T	OTL	SOL	W	L	T	OTL	SOL	W	L	T	OTL	SOL
2002-03	1	0	0	0	--	1	0	0	0	--	2	0	0	0	--
2003-04	0	1	0	0	--	1	0	0	0	--	1	1	0	0	--
2004-05	0	1	--	0	0	1	0	--	0	0	1	1	--	0	0
2005-06	1	0	--	0	0	0	1	--	0	0	1	1	--	0	0
2006-07	1	0	--	0	0	1	0	--	0	0	2	0	--	0	0
2008-09	1	0	--	1	0	0	2	--	0	0	1	2	--	1	0
TOTALS	4	2	0	1	0	4	3	0	0	0	8	5	0	1	0

* Philadelphia Phantoms (2002-09)



ALBANY DEVILS

51 South Pearl Street
Albany, NY 12207
www.thealbanydevils.com

Phone: (518) 433-8457
Fax: (518) 487-2222

President/Governor:	Lou Lamoriello	Home Arena:	Times Union Center
General Manager/ Alternate Governor:	Chris Lamoriello	Capacity:	6,691 (lower bowl)
Vice President, Hockey Operations:	Stephen Pellegrini	Entered AHL:	2006-07 (as Lowell Devils)
Chief Executive Officer:	Christopher Ciceri	Calder Cups:	None
Head Coach:	Rick Kowalsky	Seasons in Playoffs:	1 of 7
Assistant Coaches:	Tommy Albelin, Sergei Brylin	Conference:	Eastern
Goaltender Coach:	Dave Caruso	Division:	Northeast
Athletic Trainer:	Scott Stanhibel	Time Zone:	Eastern
Equipment Manager:	Andrew Schmidt	Affiliation:	New Jersey Devils
Public Relations:	Kevin Zalaznik, Josh Heller	Team Colors:	Red, Black
Broadcaster:	Josh Heller		

2012-13 Home Attendance: 146,696 (3,860 avg. – 27th in AHL)
2012-13 Regular Season Record: 31-32-1-12, 75 pts. (4th in Northeast Division/12th in Eastern Conference/
24th in AHL)
2013 Playoff Record: Did not qualify

2013-14 VS. DEVILS

No games scheduled



BINGHAMTON SENATORS

1 Stuart Street, 3rd Floor
Binghamton, NY 13901
www.binghamtonsenators.com

Phone: (607) 722-7367
Fax: (607) 722-7424

President:	Tim Smith	Home Arena:	Broome County Veterans Memorial Arena
Executive Vice President of Operations:	Tom Mitchell	Capacity:	4,679
Head Coach:	Luke Richardson	Entered AHL:	2002-03
Assistant Coach:	Steve Stirling	Calder Cups:	One (2011)
Athletic Therapist:	Jeff Andrews	Seasons in Playoffs:	5 of 11
Equipment Manager:	Tom Severance	Conference:	Eastern
Media Relations:	Joe Battaglioni	Division:	East
Broadcaster:	Grady Whittenburg	Time Zone:	Eastern
		Affiliation:	Ottawa Senators
		Team Colors:	Red, Black, Antique Gold

2012-13 Home Attendance: 135,260 (3,559 avg. – 29th in AHL)
2012-13 Regular Season Record: 44-24-1-7, 96 pts. (2nd in East Division/4th in Eastern Conference/5th in AHL)
2013 Playoff Record: 0-3 (lost to Wilkes-Barre/Scranton 0-3 in Eastern Conference Quarterfinals)

2013-14 VS. SENATORS ALL-TIME SERIES VS. SENATORS

No games scheduled

Season	Home				Road				Totals						
	W	L	T	OTL	SOL	W	L	T	OTL	SOL	W	L	T	OTL	SOL
2002-03	0	0	1	0	—	0	0	0	1	—	0	0	1	1	—
TOTALS	0	0	1	0	0	0	0	1	0	0	0	0	1	1	0

2013-14 SEASON



BRIDGEPORT SOUND TIGERS

600 Main Street
Bridgeport, CT 06604
www.soundtigers.com

Phone: (203) 334-4625
Fax: (203) 335-1719

Owner:	Charles Wang	Home Arena:	Webster Bank Arena
President:	Howard Saffan	Capacity:	8,412
General Manager:	Garth Snow	Entered AHL:	2001-02
Head Coach:	Scott Pellerin	Calder Cups:	None
Assistant Coaches:	Eric Boguniecki, Doug Holewa	Seasons in Playoffs:	7 of 12
Athletic Trainer:	David Stickney	Conference:	Eastern
Equipment Manager:	Leni DiCostanzo	Division:	Northeast
Communications:	Corey Hersch	Time Zone:	Eastern
Broadcaster:	Phil Giubileo	Affiliation:	New York Islanders
		Team Colors:	Orange, Blue

2012-13 Home Attendance: 201,402 (5,300 avg. – 18th in AHL)
2012-13 Regular Season Record: 32-32-7-5, 76 pts. (3rd in Northeast Division/11th in Eastern Conference/
23rd in AHL)
2013 Playoff Record: Did not qualify

2013-14 VS. SOUND TIGERS

No games scheduled



CHARLOTTE CHECKERS

210 E. Trade Street, Suite E480
Charlotte, NC 28202
www.gocheckers.com

Phone: (704) 342-4423
Fax: (704) 377-4595

Owner/CEO/Governor:	Michael A. Kahn	Home Arena:	Time Warner Cable Arena
Chief Operating Officer/Alternate Governor:	Tera Black	Capacity:	6,800 (lower level)
Senior VP of Hockey Business Operations:	Derek Wilkinson	Entered AHL:	2010-11
Head Coach/General Manager:	Jeff Daniels	Calder Cups:	None
Assistant Coach:	Geordie Kinnear	Seasons in Playoffs:	2 of 3
Athletic Trainer:	Brian Maddox	Conference:	Western
Equipment Manager:	Steve Latin	Division:	South
Communications:	Mike Lappan	Time Zone:	West
Broadcaster:	Jason Shaya	Affiliation:	Carolina Hurricanes
		Team Colors:	Red, Black, Silver

2012-13 Home Attendance: 257,688 (6,781 avg. – 8th in AHL)
2012-13 Regular Season Record: 42-26-4-4, 92 pts. (2nd in South Division/4th in Western Conference/
8th in AHL)
2013 Playoff Record: 2-3 (lost to Oklahoma City 2-3 in Western Conference Quarterfinals)

2013-14 VS. CHECKERS

10/25	CHARLOTTE	7:00
10/30	CHARLOTTE	7:00
4/10	@ Charlotte	7:00
4/13	@ Charlotte	1:30

ALL-TIME SERIES VS. CHECKERS

Season	Home					Road					Totals				
	W	L	T	OTL	SOL	W	L	T	OTL	SOL	W	L	T	OTL	SOL
2011-12	0	2	--	0	0	0	2	--	0	0	0	4	--	0	0
2012-13	1	1	--	0	0	1	1	--	0	0	2	2	--	0	0
TOTALS	1	3	--	0	0	1	3	--	0	0	2	6	--	0	0



CHICAGO WOLVES

2301 Ravine Way
Glenview, IL 60025
www.chicagowolves.com

Phone: (847) 724-4625
Fax: (847) 724-1652

Chairman of the Board/
Governor:
President of Business Operations:
General Manager:
Assistant General Manager:
Senior Advisor/Director of
Hockey Operations:
Head Coach:
Assistant Coaches:
Goaltending Coach:
Athletic Trainer:
Equipment Manager:
Media Relations:

Don Levin
Mike Gordon
Wendell Young
Bill Bentley

Gene Ubriaco
John Anderson
Dave Allison, Scott Allen
Stan Dubicki
Kevin Kacer
Craig Kogut
Lindsey Willhite,
Justin Skelnik
Jason Shaver, Bill Gardner

Home Arena: Allstate Arena
Capacity: 16,692
Began Play: 1994-95 (IHL)
Entered AHL: 2001-02
Calder Cups: Two (2002, 2008)
Seasons in Playoffs: 8 of 12
Conference: Western
Division: Midwest
Time Zone: Central
Affiliation: St. Louis Blues
Team Colors: Burgundy, Gold, Black

Broadcasters:

2012-13 Home Attendance: 312,732 (8,230 avg. – 2nd in AHL)
2012-13 Regular Season Record: 37-30-5-4, 83 pts. (4th in Midwest Division/10th in Western Conference/
16th in AHL)
2013 Playoff Record: Did not qualify

2013-14 VS. WOLVES

10/26	@ Chicago	8:00
11/16	@ Chicago	8:00
11/23	@ Chicago	8:00
12/11	CHICAGO	7:00
12/21	@ Chicago	8:00
1/3	CHICAGO	7:00
1/15	CHICAGO	7:00
1/31	CHICAGO	7:00
3/5	CHICAGO	7:00
3/23	@ Chicago	4:00

ALL-TIME SERIES VS. WOLVES

Season	Home				Road				Totals						
	W	L	T	OTL SOL	W	L	T	OTL SOL	W	L	T	OTL SOL			
1996-97	1	0	--	--	0	2	1	--	--	0	3	1	--	--	0
1997-98	1	1	--	--	1	1	0	--	--	0	2	1	--	--	1
1998-99	2	0	--	--	0	0	3	--	--	0	2	3	--	--	0
1999-00	0	0	--	--	1	2	0	--	--	0	2	0	--	--	1
2000-01	3	1	--	0	0	3	1	--	0	0	6	2	--	0	0
2001-02	4	2	0	0	--	3	3	0	0	--	7	5	0	0	--
2002-03	1	1	2	0	--	2	1	0	1	--	3	2	2	1	--
2003-04	4	1	0	0	--	2	3	0	0	--	6	4	0	0	--
2004-05	1	4	--	0	0	4	1	--	0	0	5	5	--	0	0
2005-06	1	0	--	1	0	1	1	--	0	0	2	1	--	1	0
2006-07	2	0	--	0	0	0	2	--	0	0	2	2	--	0	0
2007-08	0	1	--	1	0	1	1	--	0	0	1	2	--	1	0
2008-09	2	0	--	0	0	1	1	--	0	0	3	1	--	0	0
2009-10	1	2	--	0	0	0	3	--	0	0	1	5	--	0	0
2010-11	1	2	--	0	0	2	1	--	0	0	3	3	--	0	0
2011-12	1	1	--	0	0	0	1	--	1	0	1	2	--	1	0
2012-13	3	1	--	0	0	4	0	--	0	0	7	1	--	0	0
TOTALS	28	17	2	2	2	28	23	0	2	0	56	40	2	4	2
AHL TOTALS	21	15	2	2	0	20	18	0	2	0	41	33	2	4	0

Playoffs Year	Home		Road		Totals	
	W	L	W	L	W	L
2000	1	2	1	2	2	4
2002	1	2	1	1	2	3
2003	2	0	2	0	4	0
2004	0	2	0	2	0	4
TOTALS	4	6	4	5	8	11
AHL TOTALS	3	4	3	3	6	7



HAMILTON BULLDOGS

101 York Boulevard
Hamilton, Ontario L8R 3L4
www.hamiltonbulldogs.com

Phone: (905) 529-8500
Fax: (905) 777-2360

Owner/Chairman:
President:
General Manager:
Head Coach:
Assistant Coaches:

Michael Andlauer
Stephen Ostaszewicz
Marc Bergevin
Sylvain Lefebvre
Donald Duffresne,
Stephan Lebeau
Vincent Riendeau
Jon Geller
Eric Levesque

Home Arena:
Capacity:
Entered AHL:
Calder Cups:
Seasons in Playoffs:
Conference:
Division:
Time Zone:
Affiliation:
Team Colors:

Copps Coliseum
8,819 (lower bowl)
1996-97
One (2007)
12 of 17
Western
North
Eastern
Montreal Canadiens
Red, Blue

Goaltending Consultant:
Athletic Therapist:
Equipment Manager:
Senior Director of Broadcasting,
Communications:
Communications:
Broadcaster:

Derek Wills
Derek Wills, Justin Dickie
Derek Wills

2012-13 Home Attendance: 203,012 (5,342 avg. – 17th in AHL)

2012-13 Regular Season Record: 29-41-1-5, 64 pts. (5th in North Division/15th in Western Conference/30th in AHL)

2013 Playoff Record: Did not qualify

2013-14 VS. BULLDOGS

10/12	@ Hamilton	7:00
11/8	@ Hamilton	7:30
4/4	HAMILTON	7:00
4/5	HAMILTON	7:00

ALL-TIME SERIES VS. BULLDOGS

Season	Home					Road					Totals				
	W	L	T	OTL	SOL	W	L	T	OTL	SOL	W	L	T	OTL	SOL
2001-02	2	0	0	0	--	1	1	0	0	--	3	1	0	0	--
2002-03	0	1	0	0	--	1	0	0	0	--	1	1	0	0	--
2003-04	1	0	1	0	--	2	0	0	0	--	3	0	1	0	--
2004-05	1	1	--	0	0	0	2	--	0	0	1	3	--	0	0
2005-06	2	1	--	0	1	2	2	--	0	0	4	3	--	0	1
2006-07	2	2	--	0	1	1	4	--	0	0	3	6	--	0	1
2007-08	2	2	--	0	0	1	3	--	0	0	3	5	--	0	0
2008-09	1	2	--	0	0	1	2	--	0	0	2	4	--	0	0
2009-10	1	2	--	0	0	1	1	--	0	1	2	3	--	0	1
2010-11	2	1	--	0	0	2	1	--	0	0	4	2	--	0	0
2011-12	4	1	--	0	0	2	3	--	0	0	6	4	--	0	0
2012-13	1	0	--	0	1	2	0	--	0	0	3	0	--	0	1
TOTALS	19	13	1	0	3	16	19	0	1	1	35	32	1	0	4
Playoffs	Home					Road					Totals				
Year	W	L				W	L				W	L			
2009	1	2				3	0				4	2			
TOTALS	1	2				3	0				4	2			



HARTFORD WOLF PACK

One Civic Center Plaza
Hartford, CT 06103
www.hartfordwolfpack.com

Phone: (860) 249-6333
Fax: (860) 249-4226

President & General Manager,
NY Rangers:
General Manager:
Head Coach:
Assistant Coaches:

Athletic Trainer:
Equipment Manager:
Public Relations/Broadcaster:

Glen Sather
Jim Schoenfeld
Ken Gernander
Jeff Beukeboom,
Pat Boller
Damien Hess
Russell Holdredge
Bob Crawford

Home Arena: XL Center Veterans Memorial Coliseum
Capacity: 15,635
Entered AHL: 1997-98
Calder Cups: One (2000)
Seasons in Playoffs: 14 of 16
Conference: Eastern
Division: Northeast
Time Zone: Eastern
Affiliation: New York Rangers
Team Colors: Navy Blue, Red, Silver

2012-13 Home Attendance: 172,506 (4,540 avg. – 22nd in AHL)
2012-13 Regular Season Record: 35-32-6-3, 79 pts. (2nd in Northeast Division/9th in Eastern Conference/
20th in AHL)
2013 Playoff Record: Did not qualify

2013-14 VS. WOLF PACK

No games scheduled

ALL-TIME SERIES VS. WOLF PACK

Season	Home					Road					Totals				
	W	L	T	OTL	SOL	W	L	T	OTL	SOL	W	L	T	OTL	SOL
2008-09	1	0	--	0	0	0	1	--	0	0	1	1	--	0	0
TOTALS	1	0	0	0	0	0	1	0	0	0	1	1	0	0	0



HERSHEY BEARS

550 West Hersheypark Drive
Hershey, PA 17033
www.hersheybears.com

Phone: (717) 534-3380
Fax: (717) 534-3383

President/CEO:
President/General Manager:
Head Coach:
Assistant Coach:
Head Trainer:
Equipment Manager:
Media Relations/Broadcaster:

Bill Simpson
Doug Yingst
Mike Haviland
Ryan Mougenel
Dan Stuck
Justin Kullman
Scott Stuccio

Home Arena: Giant Center
Capacity: 10,500
Entered AHL: 1938-39
Calder Cups: 11 (1947, 1958, 1959, 1969, 1974, 1980, 1988, 1997, 2006, 2009, 2010)
Seasons in Playoffs: 64 of 75
Conference: Eastern
Division: East
Time Zone: Eastern
Affiliation: Washington Capitals
Team Color: Chocolate Brown

2012-13 Home Attendance: 381,764 (10,046 avg. – 1st in AHL)
2012-13 Regular Season Record: 36-31-3-6, 81 pts. (4th in East Division/8th in Eastern Conference/17th in AHL)
2013 Playoff Record: 2-3 (lost to Providence 2-3 in Eastern Conference Quarterfinals)

2013-14 VS. BEARS

No games scheduled

ALL-TIME SERIES VS. BEARS

Season	Home					Road					Totals				
	W	L	T	OTL	SOL	W	L	T	OTL	SOL	W	L	T	OTL	SOL
2001-02	1	0	0	0	--	1	0	0	0	--	2	0	0	0	--
2002-03	1	0	0	0	--	1	0	0	0	--	2	0	0	0	--
2005-06	1	0	--	0	0	1	0	--	0	0	2	0	--	0	0
TOTALS	3	0	0	0	0	3	0	0	0	0	6	0	0	0	0

2013-14 SEASON



IOWA WILD

730 Third Street
Des Moines, IA 50309
www.iowawild.com

Phone: (515) 564-8700
Fax: (515) 564-8701

General Manager:
President:
Head Coach:
Assistant Coach:
Athletic Trainer:
Equipment Manager:
Communications:
Broadcaster:

Jim Mill
Todd Frederickson
Kurt Kleinendorst
Steve Poapst
Jody Green
Mike Lefczik
Josh Fisher
Joe O'Donnell

Home Arena:
Capacity:
Began Play:
Conference:
Division:
Time Zone:
Affiliation:
Team Colors:

Wells Fargo Arena
8,162
2013-14
Western
Midwest
Central
Minnesota Wild
Green, Red, Gold

2013-14 VS. WILD

10/27	@ Iowa	6:05
11/22	@ Iowa	8:05
12/18	@ Iowa	8:05
1/10	IOWA	7:00
1/11	IOWA	7:00
3/7	IOWA	7:00
3/8	IOWA	7:00
3/21	@ Iowa	8:05
3/22	@ Iowa	2:05
4/2	IOWA	7:00



LAKE ERIE MONSTERS

One Center Ice
Cleveland, OH 44115
www.lakeeriemonsters.com

Phone: (216) 420-0000
Fax: (216) 420-2298

Majority Owner:
President:
Senior VP/COO:
Director of AHL Operations:
Head Coach:
Assistant Coaches:

Dan Gilbert
Kerry Bubolz
Mike Ostrowski
David Oliver
Dean Chynoweth
Randy Ladouceur,
Jock Callander
Jean-Ian Filiatrault
Brent Woodside
Dusty Halstead
Sarah Jamieson
Doug Plagens

Home Arena:
Capacity:
Entered AHL:
Calder Cups:
Seasons in Playoffs:
Conference:
Division:
Time Zone:
Affiliation:
Team Colors:

Quicken Loans Arena
20,093 (10,025 lower
bowl)
2007-08
None
1 of 6
Western
North
Eastern
Colorado Avalanche
Red, Blue, Yellow, Black

2012-13 Home Attendance: 291,828 (7,680 avg. – 5th in AHL)
2012-13 Regular Season Record: 35-31-3-7, 80 pts. (3rd in North Division/11th in Western Conference/
19th in AHL)
2013 Playoff Record: Did not qualify

2013-14 VS. MONSTERS ALL-TIME SERIES VS. MONSTERS

11/1	@ Lake Erie	7:30
2/5	LAKE ERIE	7:00
4/18	LAKE ERIE	7:00
4/19	@ Lake Erie	7:00

Season	Home				Road				Totals			
	W	L	T	OTL SOL	W	L	T	OTL SOL	W	L	T	OTL SOL
2007-08	4	1	--	0 0	2	2	--	0 1	6	3	--	0 1
2008-09	2	2	--	0 0	2	0	--	1 1	4	2	--	1 1
2009-10	3	1	--	0 0	1	2	--	0 1	4	3	--	0 1
2010-11	2	2	--	0 0	1	2	--	0 1	3	4	--	0 1
2011-12	3	0	--	0 0	1	1	--	1 0	4	1	--	1 0
2012-13	2	0	--	0 1	2	1	--	0 0	4	1	--	0 1
TOTALS	16	6	0	0 1	9	8	0	2 4	25	14	0	2 5



MANCHESTER MONARCHS

555 Elm Street
Manchester, NH 03101
www.manchestermonarchs.com

Phone: (603) 626-7825
Fax: (603) 626-7022

General Manager:	Rob Blake	Home Arena:	Verizon Wireless Arena
President/Governor:	Darren Abbott	Capacity:	9,852
Director of Hockey Operations:	Hubie McDonough	Entered AHL:	2001-02
Head Coach:	Mark Morris	Calder Cups:	None
Assistant Coach:	Freddy Meyer	Seasons in Playoffs:	11 of 12
Athletic Trainer:	Mike Muir	Conference:	Eastern
Equipment Manager:	Mike Holden	Division:	Atlantic
Public Affairs:	Kim Mueller	Time Zone:	Eastern
Broadcaster:	Ken Cail	Affiliation:	Los Angeles Kings
		Team Colors:	Purple, Gold, Silver, Black

2012-13 Home Attendance: 216,816 (5,706 avg. – 13th in AHL)
2012-13 Regular Season Record: 37-32-3-4, 81 pts. (3rd in Atlantic Division/7th in Eastern Conference/18th in AHL)
2013 Playoff Record: 1-3 (lost to Springfield 1-3 in Eastern Conference Quarterfinals)

2013-14 VS. MONARCHS ALL-TIME SERIES VS. MONARCHS

No games scheduled

Season	Home					Road					Totals				
	W	L	T	OTL	SOL	W	L	T	OTL	SOL	W	L	T	OTL	SOL
2008-09	0	0	--	0	1	1	0	--	0	0	1	0	--	0	1
TOTALS	0	0	--	0	1	1	0	--	0	0	1	0	--	0	1



MILWAUKEE ADMIRALS

1001 North Fourth Street
Milwaukee, WI 53203
www.milwaukeeadmirals.com

Phone: (414) 227-0550
Fax: (414) 227-0568

Governor:	Harris Turer	Home Arena:	BMO Harris
President:	Jon Greenberg	Capacity:	Bradley Center
General Manager:	Paul Fenton	Began Play:	17,845
Head Coach:	Dean Evason	Entered AHL:	1977-78 (IHL)
Assistant Coach:	Stan Drulia	Calder Cups:	2001-02
Athletic Trainer:	Doug Agnew	Seasons in Playoffs:	One (2004)
Equipment Manager:	Dave Randolph	Conference:	11 of 12
Communications:	Charlie Larson	Division:	Western
Broadcaster:	Aaron Sims	Time Zone:	Midwest
		Affiliation:	Central
		Team Colors:	Nashville Predators
			Gray, Ice Blue

2012-13 Home Attendance: 213,700 (5,624 avg. – 14th in AHL)
2012-13 Regular Season Record: 41-28-4-3, 89 pts. (2nd in Midwest Division/8th in Western Conference/12th in AHL)
2013 Playoff Record: 1-3 (lost to Texas 1-3 in Western Conference Quarterfinals)

2013-14 VS. ADMIRALS ALL-TIME SERIES VS. ADMIRALS

10/18	MILWAUKEE	7:00
11/13	@ Milwaukee	8:00
11/20	MILWAUKEE	7:00
12/13	MILWAUKEE	7:00
12/14	MILWAUKEE	7:00
12/26	@ Milwaukee	8:00
2/1	@ Milwaukee	8:00
2/23	MILWAUKEE	5:00
2/26	@ Milwaukee	8:00
3/30	@ Milwaukee	6:00

Season	Home					Road					Totals				
	W	L	T	OTL	SOL	W	L	T	OTL	SOL	W	L	T	OTL	SOL
1996-97	0	0	--	--	0	0	1	--	--	0	0	1	--	--	0
1997-98	1	0	--	--	0	0	1	--	--	1	1	1	--	--	1
1998-99	2	1	--	--	0	1	4	--	--	0	3	5	--	--	0
1999-00	4	1	--	--	0	2	1	--	--	1	6	2	--	--	1
2000-01	4	1	--	--	0	4	0	--	--	1	8	1	--	--	1
2001-02	4	1	1	0	--	2	1	3	0	--	6	2	4	0	--
2002-03	1	1	1	0	--	1	1	1	0	--	2	2	2	0	--
2003-04	3	1	0	0	--	2	1	1	0	--	5	2	1	0	--
2004-05	2	2	--	0	0	2	2	--	0	0	4	4	--	0	0
2005-06	3	1	--	0	0	3	1	--	0	0	6	2	--	0	0
2006-07	1	2	--	1	0	1	1	--	2	0	2	3	--	3	0
2007-08	1	2	--	0	1	1	3	--	0	0	2	5	--	0	1
2008-09	2	2	--	0	0	0	3	--	1	0	2	5	--	1	0
2009-10	2	1	--	0	0	2	1	--	0	0	4	2	--	0	0
2010-11	1	2	--	0	1	2	2	--	0	0	3	4	--	0	1
2011-12	1	1	--	0	0	1	0	--	0	1	2	1	--	0	1
2012-13	1	3	--	0	0	2	1	--	0	1	3	4	--	0	1
TOTALS	33	22	2	1	2	26	24	5	4	5	59	46	7	5	7
AHL TOTALS	22	19	2	1	2	19	17	5	3	2	41	36	7	4	4

Year	Home		Road		Totals	
	W	L	W	L	W	L
2006	0	2	0	2	0	4
TOTALS	0	2	0	2	0	4

2013-14 SEASON



NORFOLK ADMIRALS

201 East Brambleton Avenue
Norfolk, VA 23510
www.norfolkadmirals.com

Phone: (757) 640-1212
Fax: (757) 622-0552

President:
Executive VP/Governor:
General Manager:
Assistant General Manager:
Head Coach:
Assistant Coaches:
Athletic Trainer:
Equipment Manager:
Communications:
Broadcaster:

Ken Young
Joe Gregory
Bob Murray
Bob Ferguson
Trent Yawney
Marty Wilford, Jarrod Skalde
Quentin Higgins
Joe Guilmet
Alex Reed
Pete Michaud

Home Arena:
Capacity:
Entered AHL:
Calder Cups:
Seasons in Playoffs:
Conference:
Division:
Time Zone:
Affiliation:
Team Colors:

Norfolk Scope
8,701
2000-01
One (2012)
9 of 13
Eastern
East
Eastern
Anaheim Ducks
Blue, Red, Gold

2012-13 Home Attendance: 207,156 (5,451 avg. – 15th in AHL)
2012-13 Regular Season Record: 37-34-4-1, 79 pts. (5th in East Division/10th in Eastern Conference/21st in AHL)
2013 Playoff Record: Did not qualify

2013-14 VS. ADMIRALS

No games scheduled

ALL-TIME SERIES VS. ADMIRALS

Season	Home					Road					Totals				
	W	L	T	OTL	SOL	W	L	T	OTL	SOL	W	L	T	OTL	SOL
2001-02	1	0	0	0	--	1	0	0	0	--	2	0	0	0	--
2002-03	0	1	0	0	--	0	0	1	0	--	0	1	1	0	--
2008-09	1	0	--	0	0	1	0	--	0	0	2	0	--	0	0
TOTALS	2	1	0	0	0	2	0	1	0	0	4	1	1	0	0



OKLAHOMA CITY BARONS

501 North Walker Avenue, Suite 140
Oklahoma City, OK 73102
www.okcbarons.com

Phone: (405) 232-4625
Fax: (405) 232-4622

Owner/President:
General Manager:
Head Coach:
Assistant Coaches:

Bob Funk Jr.
Bill Scott
Todd Nelson
Gerry Fleming,
Rocky Thompson
Josh Bennett
Matt Mitchell
Josh Evans
Jim Byers

Home Arena:
Capacity:
Entered AHL:
Calder Cups:
Seasons in Playoffs:
Conference:
Division:
Time Zone:
Affiliation:
Team Colors:

Cox Convention Center
7,500
2010-11
None
3 of 3
Western
West
Central
Edmonton Oilers
Navy Blue, Tan, Red

2012-13 Home Attendance: 134,030 (3,527 avg. – 30th in AHL)
2012-13 Regular Season Record: 40-25-2-9, 91 pts. (3rd in South Division/5th in Western Conference/9th in AHL)
2013 Playoff Record: 10-7 (defeated Charlotte 3-2 in Western Conference Quarterfinals; defeated Texas 4-1 in Western Conference Semifinals; lost to Grand Rapids 3-4 in Western Conference Finals)

2013-14 VS. BARONS

2/21	OKLAHOMA CITY	7:00
2/22	OKLAHOMA CITY	7:00
3/14	@ Oklahoma City	8:00
3/15	@ Oklahoma City	8:00

ALL-TIME SERIES VS. BARONS

Season	Home					Road					Totals				
	W	L	T	OTL	SOL	W	L	T	OTL	SOL	W	L	T	OTL	SOL
2010-11	1	0	--	0	1	1	0	--	1	0	2	0	--	1	1
2011-12	2	2	--	0	0	2	2	--	0	0	4	4	--	0	0
2012-13	2	0	--	0	0	0	2	--	0	0	2	2	--	0	0
TOTALS	5	2	--	0	1	3	4	--	1	0	8	6	--	1	1

Playoffs Year	Home		Road		Totals	
	W	L	W	L	W	L
2013	2	2	2	1	4	3
TOTALS	2	2	2	1	4	3



PORTLAND PIRATES

94 Free Street
Portland, ME 04101
www.portlandpirates.com

Phone: (207) 828-4665
Fax: (207) 773-3278

Chairman/Governor:	Lyman G. Bullard Jr.	Home Arena:	Androscoggin Bank Colisee
Managing Owner/CEO:	Brian Petrovek	Capacity:	3,677
General Manager:	Brad Treiving	Entered AHL:	1993-94
Head Coach:	Ray Edwards	Calder Cups:	One (1994)
Assistant Coaches:	John Slaney, Mike Minard	Seasons in Playoffs:	15 of 20
Athletic Trainer:	Mike Booi	Conference:	Eastern
Equipment Manager:	John Krouse	Division:	Atlantic
Communications:	Chris Knoblock	Time Zone:	Eastern
Broadcaster:	Jeff Mannix	Affiliation:	Phoenix Coyotes
		Team Colors:	Red, Silver, Black

2012-13 Home Attendance: 168,890 (4,444 avg. – 23rd in AHL)
2012-13 Regular Season Record: 41-30-3-2, 87 pts. (2nd in Atlantic Division/6th in Eastern Conference/15th in AHL)
2013 Playoff Record: 0-3 (lost to Syracuse 0-3 in Eastern Conference Quarterfinals)

2013-14 VS. PIRATES

No games scheduled



PROVIDENCE BRUINS

1 LaSalle Square
Providence, RI 02903
www.providencebruins.com

Phone: (401) 273-5000
Fax: (401) 273-5004

Owner/Chairman:	H. Larue Renfroe	Home Arena:	Dunkin' Donuts Center Providence
Chief Executive Officer:	Jeff Fear	Capacity:	11,075
President:	Matt Poore	Entered AHL:	1992-93
General Manager:	Peter Chiarelli	Calder Cups:	One (1999)
Assistant General Manager:	Don Sweeney	Seasons in Playoffs:	16 of 21
Head Coach:	Bruce Cassidy	Conference:	Eastern
Assistant Coach:	Kevin Dean	Division:	Atlantic
Athletic Trainer:	Mark Grotzinger	Time Zone:	Eastern
Equipment Manager:	Jason Berger	Affiliation:	Boston Bruins
Public Relations:	Kevin Boryczki	Team Colors:	Black, Gold
Broadcaster:	Nick Gagalis		

2012-13 Home Attendance: 311,127 (8,188 avg. – 3rd in AHL)
2012-13 Regular Season Record: 50-21-0-5, 105 pts. (1st in Atlantic Division/1st in Eastern Conference/
1st in AHL)
2013 Playoff Record: 6-6 (defeated Hershey 3-2 in Eastern Conference Quarterfinals; lost to Wilkes-Barre/
Scranton 3-4 in Eastern Conference Semifinals)

2013-14 VS. BRUINS

No games scheduled

2013-14 SEASON



ROCHESTER AMERICANS

1 War Memorial Square
Rochester, NY 14614
www.amerks.com

Phone: (585) 454-5335
Fax: (585) 454-3954

Owner: Terrence M. Pegula
President: Theodore N. Black
General Manager: Darcy Regier
Head Coach: Chadd Cassidy
Assistant Coaches: Chris Taylor, John Wroblewski
Goaltending Coach: Bob Janosz
Athletic Trainer: Rob Frost
Equipment Manager: Ben Laing
Public Relations: Rob Crean, Warren Kosel
Broadcaster: Don Stevens

Home Arena: Blue Cross Arena at the Rochester War Memorial
Capacity: 10,662
Entered AHL: 1956-57
Calder Cups: Six (1965, 1966, 1968, 1983, 1987, 1996)
Seasons in Playoffs: 43 of 57
Conference: Western
Division: North
Time Zone: Eastern
Affiliation: Buffalo Sabres
Team Colors: Red, Blue

2012-13 Home Attendance: 239,914 (6,314 avg. – 10th in AHL)
2012-13 Regular Season Record: 43-29-3-1, 90 pts. (2nd in North Division/7th in Western Conference/11th in AHL)
2013 Playoff Record: 0-3 (lost to Toronto 0-3 in Western Conference Quarterfinals)

2013-14 VS. AMERICANS

10/4 @ Rochester 7:05
12/6 **ROCHESTER 7:00**
12/7 **ROCHESTER 8:00**
2/8 @ Rochester 7:05
(First Niagara Center – Buffalo, N.Y.)

ALL-TIME SERIES VS. AMERICANS

Season	Home				Road				Totals						
	W	L	T	OTL	SOL	W	L	T	OTL	SOL	W	L	T	OTL	SOL
2001-02	0	2	0	0	--	1	1	0	0	--	1	3	0	0	--
2002-03	2	0	0	0	--	2	0	0	0	--	4	0	0	0	--
2003-04	0	0	1	0	--	0	1	0	0	--	0	1	1	0	--
2004-05	1	0	--	0	0	0	1	--	0	0	1	1	--	0	0
2005-06	3	0	--	0	0	1	2	--	0	0	4	2	--	0	0
2006-07	3	1	--	0	0	1	2	--	1	0	4	3	--	1	0
2007-08	2	2	--	0	0	1	3	--	0	0	3	5	--	0	0
2008-09	2	0	--	0	1	3	0	--	0	0	5	0	--	0	1
2009-10	1	2	--	0	0	2	1	--	0	0	3	3	--	0	0
2010-11	3	0	--	0	0	1	1	--	0	1	4	1	--	0	1
2011-12	2	0	--	0	1	1	2	--	0	0	3	2	--	0	1
2012-13	1	0	--	0	0	0	1	--	0	0	1	1	--	0	0
TOTALS	20	7	1	0	2	13	15	0	1	1	33	22	1	1	3



ROCKFORD ICEHOGS

300 Elm Street
Rockford, IL 61101
www.icehogs.com

Phone: (815) 986-6465
Fax: (815) 963-0974

Executive Director: Gordon Kaye
General Manager: Mark Bernard
Head Coach: Ted Dent
Assistant Coach: Mark Osiecki
Goaltending Coach: Andrew Allen
Athletic Trainer: D.J. Jones
Equipment Manager: Russ Holden
Communications: Mike Peck, Nate Haeni
Broadcaster: Mike Peck

Home Arena: BMO Harris Bank Center
Capacity: 5,895
Entered AHL: 2007-08
Calder Cups: None
Seasons in Playoffs: 3 of 6
Conference: Western
Division: Midwest
Time Zone: Central
Affiliation: Chicago Blackhawks
Team Colors: Red, Black, Blue

2012-13 Home Attendance: 173,292 (4,560 avg. – 21st in AHL)
2012-13 Regular Season Record: 42-31-2-1, 87 pts. (3rd in Midwest/9th in Western Conference/14th in AHL)
2013 Playoff Record: Did not qualify

2013-14 VS. ICEHOGS ALL-TIME SERIES VS. ICEHOGS

10/19 @ Rockford 8:00
11/3 @ Rockford 5:00
11/6 **ROCKFORD 11a.m.**
11/15 **ROCKFORD 7:00**
12/20 **ROCKFORD 7:00**
12/27 @ Rockford 8:00
1/4 @ Rockford 8:00
1/8 **ROCKFORD 7:00**
3/28 @ Rockford 8:00
3/29 **ROCKFORD 7:00**

Season	Home				Road				Totals						
	W	L	T	OTL	SOL	W	L	T	OTL	SOL	W	L	T	OTL	SOL
2007-08	1	1	--	0	0	0	1	--	0	1	1	2	--	0	1
2008-09	2	0	--	0	0	1	0	--	1	0	3	0	--	1	0
2009-10	0	4	--	0	0	1	2	--	1	0	1	6	--	1	0
2010-11	2	0	--	0	1	0	3	--	0	0	2	3	--	0	1
2011-12	1	1	--	0	0	0	1	--	0	1	1	2	--	0	1
2012-13	3	0	--	1	0	2	2	--	0	0	5	2	--	1	0
TOTALS	9	6	0	1	1	4	9	0	2	2	13	15	0	3	3



SAN ANTONIO RAMPAGE

One AT&T Center
San Antonio, TX 78219
www.sarampage.com

Phone: (210) 444-5554
Fax: (210) 444-5699

Chairman: Peter Holt
President/Governor: Rick Pych
General Manager: Michael Santos
Head Coach: Peter Horachek
Associate Coach: Chuck Weber
Athletic Trainer: Chris Walker
Equipment Manager: Steve Passineau
Media Relations: Alex DiFilippo, Dan Weiss, Kinsey Janke
Broadcaster: Dan Weiss

Home Arena: AT&T Center
Capacity: 6,374 (lower bowl)
Entered AHL: 2002-03
Calder Cups: None
Seasons in Playoffs: 3 of 11
Conference: Western
Division: West
Time Zone: Central
Affiliation: Florida Panthers
Team Colors: Black, Grey, Silver

2012-13 Home Attendance: 268,560 (7,067 avg. – 6th in AHL)
2012-13 Regular Season Record: 29-38-2-7, 67 pts. (5th in South Division/14th in Western Conference/
29th in AHL)
2013 Playoff Record: Did not qualify

2013-14 VS.

RAMPAGE		
1/26	@ San Antonio	5:00
2/14	SAN ANTONIO	7:00
2/15	SAN ANTONIO	7:00
3/13	@ San Antonio	8:00

ALL-TIME SERIES VS. RAMPAGE

Season	Home					Road					Totals				
	W	L	T	OTL	SOL	W	L	T	OTL	SOL	W	L	T	OTL	SOL
2002-03	3	2	0	0	--	3	2	0	0	--	6	4	0	0	--
2003-04	3	1	1	0	--	3	2	0	0	--	6	3	1	0	--
2004-05	2	2	--	0	0	4	0	--	0	0	6	2	--	0	0
2005-06	2	0	--	0	0	2	0	--	0	0	4	0	--	0	0
2006-07	2	0	--	0	0	1	0	--	1	0	3	0	--	1	0
2007-08	1	0	--	0	0	0	1	--	0	0	1	1	--	0	0
2008-09	1	0	--	0	0	1	0	--	0	0	2	0	--	0	0
2009-10	1	2	--	0	0	0	3	--	0	0	1	5	--	0	0
2010-11	0	1	--	1	0	2	0	--	0	0	2	1	--	1	0
2011-12	1	0	--	1	0	1	1	--	0	0	2	1	--	1	0
2012-13	1	1	--	0	0	0	2	--	0	0	1	3	--	0	0
TOTALS	17	9	1	2	0	17	11	0	1	0	34	20	1	3	0



SPRINGFIELD FALCONS

45 Falcons Way
Springfield, MA 01103
www.falconsahl.com

Phone: (413) 739-3344
Fax: (413) 739-3389

Majority Owner: Charlie Pompea
President: Bruce Landon
General Manager: Chris MacFarland
Head Coach: Brad Larsen
Assistant Coaches: Nolan Pratt, Jared Bednar
Athletic Trainer: Tom Bourdon
Equipment Manager: Ralph Calvanese
Media Relations: Josh Tannenbaum
Broadcaster: Mike Kelly

Home Arena: MassMutual Center
Capacity: 6,784
Entered AHL: 1994-95
Calder Cups: None
Seasons in Playoffs: 7 of 19
Conference: Eastern
Division: Northeast
Time Zone: Eastern
Affiliation: Columbus Blue Jackets
Team Colors: Blue, Black, Red, Grey

2012-13 Home Attendance: 148,442 (3,906 avg. – 26th in AHL)
2012-13 Regular Season Record: 45-22-5-4, 99 pts. (1st in Northeast Division/2nd in Eastern Conference/
2nd in AHL)
2013 Playoff Record: 3-5 (defeated Manchester 3-1 in Eastern Conference Quarterfinals; lost to Syracuse 0-4 in
Eastern Conference Semifinals)

2013-14 VS. FALCONS

No games scheduled

2013-14 SEASON



ST. JOHN'S ICECAPS

P.O. Box 1880, Station C
354 Water Street
St. John's, NL A1C 5R4
www.stjohnsicecaps.com


Phone: (709) 576-2277
Fax: (709) 576-6456

Owners:	True North Sports and Entertainment	Home Arena:	Mile One Centre
President/CEO:	Danny Williams	Capacity:	6,287
COO/Governor:	Glenn Stanford	Entered AHL:	2011-12
General Manager:	Craig Heisinger	Calder Cups:	None
Head Coach:	Keith McCambridge	Seasons in Playoffs:	1 of 2
Assistant Coaches:	Mark Morrison, Jason King	Conference:	Eastern
Athletic Therapist:	Scott MacLeod	Division:	Atlantic
Equipment Manager:	Ian Cox	Time Zone:	Newfoundland
Communications:	David Salter, Chris Doyle	Affiliation:	Winnipeg Jets
Broadcaster:	Brian Rogers	Team Colors:	Navy, Light Blue, Silver

2012-13 Home Attendance: 238,906 (6,287 avg. – 11th in AHL)
2012-13 Regular Season Record: 32-36-3-5, 72 pts. (5th in Atlantic Division/14th in Eastern Conference/
27th in AHL)
2013 Playoff Record: Did not qualify

2013-14 VS. ICECAPS

No games scheduled



SYRACUSE CRUNCH

800 South State Street
Syracuse, NY 13202
www.syracusecrunch.com

Phone: (315) 473-4444
Fax: (315) 473-4449

President/CEO/Governor:	Howard Dolgon	Home Arena:	War Memorial Arena
Senior VP of Business Services:	Vance Lederman	Capacity:	6,159
Chief Operating Officer:	Jim Sarosy	Entered AHL:	1994-95
General Manager:	Julien BriseBois	Calder Cups:	None
Head Coach:	Rob Zettler	Seasons in Playoffs:	11 of 19
Assistant Coach:	Trent Cull	Conference:	Eastern
Goaltending and Video Coach:	David Alexander	Division:	East
Athletic Trainer:	Brad Chavis	Time Zone:	Eastern
Equipment Manager:	J.W. Aiken	Affiliation:	Tampa Bay Lightning
Communications:	Maggie Walters	Team Colors:	Crunch Blue, Gray, Black
Broadcaster:	Dan D'Uva		

2012-13 Home Attendance: 205,155 (5,399 avg. – 16th in AHL)
2012-13 Regular Season Record: 43-22-6-5, 97 pts. (1st in East Division/3rd in Eastern Conference/3rd in AHL)
2013 Playoff Record: 13-5 (defeated Portland 3-0 in Eastern Conference Quarterfinals; defeated Springfield
4-0 in Eastern Conference Semifinals; defeated Wilkes-Barre/Scranton 4-1 in Eastern Conference
Finals; lost to Grand Rapids 2-4 in Calder Cup Finals)

2013-14 VS. CRUNCH ALL-TIME SERIES VS. CRUNCH

No games scheduled

Season	Home				Road				Totals						
	W	L	T	OTL	SOL	W	L	T	OTL	SOL	W	L	T	OTL	SOL
2002-03	1	1	0	0	--	2	0	0	0	--	3	1	0	0	--
2005-06	3	0	--	0	0	3	0	--	0	0	6	0	--	0	0
2006-07	2	0	--	0	0	0	2	--	0	0	2	2	--	0	0
2007-08	1	1	--	0	0	1	1	--	0	0	2	2	--	0	0
2008-09	1	0	--	0	1	0	1	--	0	1	1	1	--	0	2
TOTALS	8	2	0	0	1	6	4	0	0	1	14	6	0	0	2

Playoffs Year	Home		Road		Totals	
	W	L	W	L	W	L
2013	1	2	3	0	4	2
TOTALS	1	2	3	0	4	2

2013-14 SEASON



TEXAS STARS

2100 Avenue of the Stars
Cedar Park, TX 78613
www.texasstarshockey.com

Phone: (512) 467-8277
Fax: (512) 600-5020

Co-CEOs/
Managing Partners: Thomas O Hicks Jr., Mack Hicks
Executive/Vice President: Alex Hicks
President: Rick McLaughlin
General Manager: Scott White
Head Coach: Willie Desjardins
Assistant Coach: Doug Lidster
Athletic Trainer: Jason Wallace
Equipment Manager: Brian Garcia
Media Relations/
Broadcaster: Owen Newkirk

Home Arena: Cedar Park Center
Capacity: 6,863
Entered AHL: 2009-10
Calder Cups: None
Seasons in Playoffs: 3 of 4
Conference: Western
Division: West
Time Zone: Central
Affiliation: Dallas Stars
Team Colors: Green, Light Green, Gold

2012-13 Home Attendance: 195,533 (5,146 avg. – 19th in AHL)
2012-13 Regular Season Record: 43-22-5-6, 97 pts. (1st in South Division/1st in Western Conference/4th in AHL)
2013 Playoff Record: 4-5 (defeated Milwaukee 3-1 in Western Conference Quarterfinals; lost to Oklahoma City 1-4 in Western Conference Semifinals)

2013-14 VS. STARS

11/29 **TEXAS** 7:00
11/30 **TEXAS** 7:00
1/24 @ Texas 8:30
1/25 @ Texas 8:00

ALL-TIME SERIES VS. STARS

Season	Home				Road				Totals						
	W	L	T	OTL	SOL	W	L	T	OTL	SOL	W	L	T	OTL	SOL
2009-10	2	0	--	0	1	2	1	--	0	0	4	1	--	0	1
2010-11	1	1	--	0	1	1	2	--	0	0	2	3	--	0	1
2011-12	1	1	--	0	0	1	0	--	1	0	2	1	--	1	0
2012-13	1	1	--	0	0	1	1	--	0	0	2	2	--	0	0
TOTALS	5	3	--	0	2	5	4	--	1	0	10	7	--	1	2



TORONTO MARLIES

100 Princes' Boulevard
Toronto, Ontario M6K 3C3
www.marlies.ca

Phone: (416) 263-3900
Fax: (416) 263-3901

General Manager/
Governor: Dave Poulin
Head Coach: Steve Spott
Assistant Coaches: Derek King, Gord Dineen
Athletic Therapist: Luc LeBlanc
Equipment Manager: Henning Aagaard-Svendson
Communications: Brad Lynn, Ian Meagher
Broadcaster: Todd Crocker

Home Arena: Ricoh Coliseum
Capacity: 7,851
Entered AHL: 2005-06
Calder Cups: None
Seasons in Playoffs: 5 of 8
Conference: Western
Division: North
Time Zone: Eastern
Affiliation: Toronto Maple Leafs
Team Colors: Dark Blue, Light Blue

2012-13 Home Attendance: 253,868 (6,681 avg. – 9th in AHL)
2012-13 Regular Season Record: 43-23-3-7, 96 pts. (1st in North Division/2nd in Western Conference/6th in AHL)
2013 Playoff Record: 5-4 (defeated Rochester 3-0 in Western Conference Quarterfinals; lost to Grand Rapids 2-4 in Western Conference Semifinals)

2013-14 VS. MARLIES

10/5 @ Toronto 3:00
12/30 **TORONTO** 5:00
(Comerica Park – Detroit)
12/31 **TORONTO** 6:00
2/7 @ Toronto 7:00

ALL-TIME SERIES VS. MARLIES

Season	Home				Road				Totals						
	W	L	T	OTL	SOL	W	L	T	OTL	SOL	W	L	T	OTL	SOL
2005-06	2	1	--	0	0	1	2	--	0	0	3	3	--	0	0
2006-07	2	2	--	0	0	2	2	--	0	0	4	4	--	0	0
2007-08	2	2	--	0	0	1	3	--	0	0	3	5	--	0	0
2008-09	3	0	--	1	0	2	2	--	0	0	5	2	--	1	0
2009-10	2	1	--	0	0	2	1	--	0	0	4	2	--	0	0
2010-11	2	1	--	0	0	1	1	--	0	1	3	2	--	0	1
2011-12	2	2	--	0	0	2	1	--	1	0	4	3	--	1	0
2012-13	1	1	--	0	0	1	1	--	0	0	2	2	--	0	0
TOTALS	16	10	0	1	0	12	13	0	1	1	28	23	0	2	1

Playoffs Year	Home		Road		Totals	
	W	L	W	L	W	L
2006	1	1	3	0	4	1
2013	2	1	2	1	4	2
TOTALS	3	2	5	1	8	3



UTICA COMETS

400 Oriskany St. W.
Utica, NY 13502
www.uticacomets.com

Phone: (315) 790-9070
Fax: (315) 507-3136

President: Robert Esche
Director of Hockey Operations: Pat Conacher
Head Coach: Travis Green
Assistant Coaches: Paul Jerrard, Nolan Baumgartner
Athletic Trainer: Dustin Flynn
Equipment Manager: John Forget
Communications: Mark Caswell Jr., Brendan Burke
Broadcaster: Brendan Burke

Home Arena: Utica Memorial Auditorium
Capacity: 3,847
Entered AHL: 2013-14
Conference: Western
Division: North
Time Zone: Eastern
Affiliation: Vancouver Canucks
Team Colors: Blue, Green, Silver

2013-14 VS. COMETS

No games scheduled



WILKES-BARRE/SCRANTON PENGUINS

40 Coal Street
Wilkes-Barre, PA 18702
www.wbspenguins.com

Phone: (570) 208-7367
Fax: (570) 208-5432

Owner: Mario Lemieux and The Lemieux Group
CEO/Governor: Jeff Barrett
General Manager: Ray Shero
Assistant General Manager: Jason Botterill
Head Coach: John Hynes
Assistant Coach: Alain Nasreddine
Athletic Trainer: Kyle Moore
Equipment Manager: Paul DeFazio
Media Relations/Broadcaster: Mike O'Brien

Home Arena: Mohegan Sun Arena at Casey Plaza
Capacity: 8,050
Entered AHL: 1999-00
Calder Cups: None
Seasons in Playoffs: 12 of 14
Conference: Eastern
Division: East
Time Zone: Eastern
Affiliation: Pittsburgh Penguins
Team Colors: Black, Las Vegas Gold, Red

2012-13 Home Attendance: 229,453 (6,038 avg. – 12th in AHL)

2012-13 Regular Season Record: 42-30-2-2, 88 pts. (3rd in East Division/5th in Eastern Conference/13th in AHL)

2013 Playoff Record: 8-7 (defeated Binghamton 3-0 in Eastern Conference Quarterfinals; defeated Providence 4-3 in Eastern Conference Semifinals; lost to Syracuse 1-4 in Eastern Conference Finals)

2013-14 VS. PENGUINS

No games scheduled

ALL-TIME SERIES VS. PENGUINS

Season	Home				Road				Totals					
	W	L	T	OTL	W	L	T	OTL	W	L	T	OTL	SOL	
2001-02	1	0	0	0	--	1	0	0	0	--	2	0	0	0
2006-07	1	0	--	0	0	1	0	--	0	0	2	0	--	0
2008-09	0	0	--	0	1	0	1	--	0	0	0	1	--	0
TOTALS	2	0	0	0	1	2	1	0	0	0	4	1	0	0
Playoffs Year	Home		Road		Totals									
	W	L	W	L	W	L								
2003	2	0	1	1	3	1								
TOTALS	2	0	1	1	3	1								



WORCESTER SHARKS

50 Foster Street
Worcester, MA 01608
www.sharksahl.com

Phone: (508) 929-0500
Fax: (508) 929-0510

Governor: John Tortora
Vice President: Jon Gustafson
General Manager: Joe Will
Head Coach: Roy Sommer
Assistant Coach: David Cunniff
Athletic Trainer: Matt White
Equipment Manager: Chris Davidson-Adams
Public Relations/
Broadcaster: Eric Lindquist

Home Arena:
Capacity:
Entered AHL:
Calder Cups:
Seasons in Playoffs:
Conference:
Division:
Time Zone:
Affiliation:
Team Colors:

DCU Center
5,400 (curtained)
2006-07
None
3 of 7
Eastern
Atlantic
Eastern
San Jose Sharks
Teal, Black, Gray,
Burnt Orange

2012-13 Home Attendance: 166,203 (4,374 avg. – 24th in AHL)
2012-13 Regular Season Record: 31-34-4-7, 73 pts. (4th in
Atlantic Division/13th in Eastern Conference/26th in AHL)
2013 Playoff Record: Did not qualify

2013-14 VS. SHARKS

No games scheduled



GRIFFINS ALL-TIME RECORDS VERSUS OPPONENTS

REGULAR SEASON

	HOME					ROAD					TOTALS				
	W	L	T	OTL	SOL	W	L	T	OTL	SOL	W	L	T	OTL	SOL
Abbotsford Heat	4	2	--	1	1	3	4	--	0	1	7	6	--	1	2
Adirondack Phantoms**	4	2	0	1	0	4	3	0	0	0	8	5	0	1	0
Albany Devils	0	0	--	0	0	0	0	--	0	0	0	0	--	0	0
Albany River Rats	0	1	--	0	0	1	0	--	0	0	1	1	--	0	0
Binghamton Senators	0	0	1	0	0	0	0	0	1	0	0	0	1	1	0
Bridgeport Sound Tigers	0	0	--	0	0	0	0	--	0	0	0	0	--	0	0
Charlotte Checkers	1	3	--	0	0	1	3	--	0	0	2	6	--	0	0
Chicago Wolves*	28	17	2	2	2	28	23	0	2	0	56	40	2	4	2
Cincinnati Cyclones (IHL)	15	6	--	0	1	10	5	--	0	2	25	11	--	0	3
Cincinnati Mighty Ducks	11	4	2	0	0	11	6	0	0	0	22	10	2	0	0
Cleveland Barons	12	4	0	0	0	9	6	0	0	1	21	10	0	0	1
Cleveland Lumberjacks (IHL)	10	6	--	0	2	7	8	--	0	2	17	14	--	0	4
Detroit Vipers (IHL)	9	9	--	0	2	11	6	--	0	2	20	15	--	0	4
Edmonton Road Runners	1	1	--	0	0	0	2	--	0	0	1	3	--	0	0
Fort Wayne Komets (IHL)	6	4	--	--	1	5	3	--	--	2	11	7	--	--	3
Hamilton Bulldogs	19	13	1	0	3	16	19	0	0	1	35	32	1	0	4
Hartford Wolf Pack	1	0	--	0	0	0	1	--	0	0	1	1	--	0	0
Hershey Bears	3	0	0	0	0	3	0	0	0	0	6	0	0	0	0
Houston Aeros*	21	16	2	1	4	19	18	4	2	3	40	34	6	3	7
Indianapolis Ice (IHL)	5	4	--	--	3	8	1	--	--	2	13	5	--	--	5
Iowa Chops	1	0	--	0	0	1	0	--	0	0	2	0	--	0	0
Iowa Stars	4	0	--	1	1	3	2	--	0	1	7	2	--	1	2
Iowa Wild	0	0	--	0	0	0	0	--	0	0	0	0	--	0	0
Kansas City Blades (IHL)	5	5	--	0	1	6	5	--	0	2	11	10	--	0	3
Lake Erie Monsters	16	6	--	0	1	9	8	--	2	4	25	14	--	2	5
Las Vegas Thunder (IHL)	1	2	--	--	0	2	1	--	--	0	3	3	--	--	0
Long Beach Ice Dogs (IHL)	1	3	--	--	0	1	3	--	--	0	2	6	--	--	0
Manchester Monarchs	0	0	--	0	1	1	0	--	0	0	1	0	--	0	1
Manitoba Moose*	23	10	1	1	5	21	14	0	0	2	44	24	1	1	7
Michigan K-Wings (IHL)	14	3	--	--	2	14	5	--	--	2	28	8	--	--	4
Milwaukee Admirals*	33	22	2	1	2	26	24	5	4	5	59	46	7	5	7
Norfolk Admirals	2	1	0	0	0	2	0	1	0	0	4	1	1	0	0
Oklahoma City Barons	5	2	--	0	1	3	4	--	1	0	8	6	--	1	1
Omaha Ak-Sar-Ben Knights	2	2	--	0	0	3	1	--	0	0	5	3	--	0	0
Orlando Solar Bears (IHL)	10	10	--	1	2	4	15	--	1	3	14	25	--	2	5
Peoria Rivermen	8	14	--	4	1	13	12	--	1	1	21	26	--	5	2
Phoenix Roadrunners (IHL)	0	0	--	--	1	1	0	--	--	0	1	0	--	--	1
Portland Pirates	0	0	--	0	0	0	0	--	0	0	0	0	--	0	0
Providence Bruins	0	0	--	0	0	0	0	--	0	0	0	0	--	0	0
Quad City Flames	2	2	--	0	0	2	1	--	0	1	4	3	--	0	1
Quebec Rafales (IHL)	3	4	--	--	0	5	2	--	--	1	8	6	--	--	1
Rochester Americans	20	7	1	0	2	13	15	0	1	1	33	22	1	1	3
Rockford IceHogs	9	6	--	1	1	4	9	--	2	2	13	15	--	3	3
San Antonio Dragons (IHL)	2	1	--	--	0	1	1	--	--	0	3	2	--	--	0
San Antonio Rampage	17	9	1	2	0	17	11	0	1	0	34	20	1	3	0
Springfield Falcons	0	0	--	0	0	0	0	--	0	0	0	0	--	0	0
St. John's IceCaps	0	0	--	0	0	0	0	--	0	0	0	0	--	0	0
St. John's Maple Leafs	2	1	0	1	0	2	1	1	0	0	4	2	1	1	0
Syracuse Crunch	8	2	0	0	1	6	4	0	0	1	14	6	0	0	2
Texas Stars	5	3	--	0	2	5	4	--	1	0	10	7	--	1	2
Toronto Marlies	16	10	--	1	0	12	13	--	1	1	28	23	--	2	1
Toronto Roadrunners	0	1	1	0	--	2	0	0	0	--	2	1	1	0	--
Utah Grizzlies*	15	9	1	0	1	9	15	1	1	0	24	24	2	1	1
Utica Comets	0	0	--	0	0	0	0	--	0	0	0	0	--	0	0
Wilkes-Barre/Scranton Penguins	2	0	0	0	1	2	1	0	0	0	4	1	0	0	1
Worcester Sharks	0	0	--	0	0	0	0	--	0	0	0	0	--	0	0
TOTALS	376	227	15	18	45	326	279	12	21	43	702	506	27	39	88

PLAYOFFS

	HOME		ROAD		TOTALS	
	W	L	W	L	W	L
Chicago Wolves*	4	6	4	5	8	11
Cincinnati Cyclones (IHL)	2	2	2	2	4	4
Cleveland Lumberjacks (IHL)	3	2	5	0	8	2
Hamilton Bulldogs	1	2	3	0	4	2
Houston Aeros	4	3	2	3	6	6
Manitoba Moose	4	5	3	6	7	11
Milwaukee Admirals	0	2	0	2	0	4
Oklahoma City Barons	2	2	2	1	4	3
Orlando Solar Bears (IHL)	1	4	3	3	4	7
Syracuse Crunch	1	2	3	0	4	2
Toronto Marlies	3	2	5	1	8	3
Wilkes-Barre/Scranton Penguins	2	0	1	1	3	1
TOTALS	27	32	33	24	60	56

Current AHL teams in bold

*Includes IHL records (1996-01)

**Includes records vs. Philadelphia Phantoms (2002-09)



GRIFFINS MEDIA INFORMATION

CREDENTIALS: Members of the media must email requests for single-game credentials to the Griffins public relations office no later than 24 hours prior to game time. The names of individuals covering the game must be specified. Freelancers must provide proof of assignment. Credentials will be left at the media (service) entrance on the southeast side of Van Andel Arena. Pre-game information and notes (via flash drive), between-period statistics, out-of-town scores and final statistics will be made available. Media displaying game credentials will also have access to the Griffins media room, the press box and both home and visiting team dressing rooms.

Credentials will not be issued to family members, non-working media, or anyone not associated with accredited media organizations. Requests for credentials received on game day will not be granted. Season credentials will be granted only to print, television and radio media members who cover the Griffins on a regular basis.

Individuals possessing official National Hockey League or American Hockey League credentials will be granted full access to the arena. Call or email the public relations office to reserve parking and press box seating.

PARKING: Limited reserved parking is available to media in Area 4 (behind the arena, across Oakes Street). To request parking, contact the public relations office by 5 p.m. ET the day before the game.

MEDIA ENTRANCE: The media will call table is located at the southeast service entrance of Van Andel Arena (off Ionia Street). Media, scouts and broadcasters must use this entrance on game nights and should be prepared to present photo identification if requested. Credentials are available from two hours prior to game time until 20 minutes before faceoff. After that time, credentials may be picked up at the public will call windows in the main (Fulton St.) lobby of the arena.

PRESS BOX: The press box at Van Andel Arena is located on the fourth floor above the upper-level suites on the east side of the building. It can be accessed by taking the elevator at the media entrance to level 3, then turning left and walking up the flight of stairs. The press box can seat a maximum of 36 people for Griffins home games, and all seating is assigned. Please call ahead to reserve seating. Complimentary wireless Internet access is available.

MEDIA ROOM: The media room at Van Andel Arena is a source of pre-game information and is located on the locker room (west) side of the building on the first floor. A limited number of telephones are available for media use in the media room and the press box.

MEDIA MEAL: Complimentary arena concession vouchers are available to all credentialed media and scouts. They may be obtained from the attendant at the media entrance from two hours prior to game time until 20 minutes before faceoff. After that time, please see the Griffins PR staff in the press box.

PHOTOGRAPHERS: Photographers wishing to cover Griffins home games should follow the aforementioned procedure for media, submitting their emailed request no later than 24 hours prior to game time. Photographers may shoot only from areas designated by the public relations office, and on a space-available basis. Freelance photographers must provide proof of assignment. Fans and others without photo credentials may not use cameras that extend over 80 mm, detachable lenses over 80 mm, or flash.

DRESSING ROOMS: Per AHL policy, players and coaches will be made available for interviews within the locker rooms after a 10-minute cooling-off period. The training room and weight room are off-limits to media personnel at all times.

INTERVIEWS: Requests for all Griffins player and coach interviews, pre-game or otherwise, should be made to the Griffins public relations office. Requests for interviews such as live shots on a game night should be made that day during the Griffins' morning skate (usually held at 10 a.m. ET at Van Andel Arena). Please do not enter the Griffins locker room unless accompanied by a Griffins public relations staff member.

PRACTICES: Griffins practices are held at either Van Andel Arena or at Griff's IceHouse at Belknap Park (30 Coldbrook Road NE) and are open to the media. Consult the public relations office for exact dates and times.

PUBLIC RELATIONS/BROADCASTING PERSONNEL:

	Office	Cell	E-Mail
Randy Cleves, Sr. Dir. Public Rel.	(616) 774-4585 ext. 3046	(616) 550-3665	rcleves@griffinshockey.com
Alan Cross, Public Rel. Mgr.	(616) 774-4585 ext. 3026	(810) 240-9167	across@griffinshockey.com
Bob Kaser, VP Broadcasting	(616) 774-4585 ext. 3027		bkaser@griffinshockey.com

PUBLIC RELATIONS FAX: (616) 336-5464

PRESS BOX PHONE: (616) 742-6410



GRIFFINS PRIMARY MEDIA DIRECTORY

NEWSPAPERS

Grand Rapids Press (PM)/MLive.com – 169 Monroe NW, Suite 100, Grand Rapids, MI 49503; Main: (616) 459-1400; Sports Department: (616) 222-5400; Sports Coordinator: Peter Wallner; Reporters: Cory Olsen, Steve Kaminski; mlive.com/grand-rapids

Holland Sentinel (AM) – 54 W. Eighth Street, Holland, MI 49423; Main: (800) 968-3497; Sports Editor: Dan D'Addona; hollandsentinel.com

Advance Newspapers (Weekly) – P.O. Box 9, Jenison, MI 49429; Main: (616) 669-2700; Sports Department: (616) 669-8605; Sports Editor: Larry Hirt; mlive.com/advancenewspapers

TELEVISION STATIONS

WWMT Ch. 3 (CBS) – 590 W. Maple St., Kalamazoo, MI 49008; (269) 388-4717; Sports Director: Ed Kengerski; Reporter: Andy Pepper; wwmt.com

WOOD Ch. 8 (NBC) – 120 College Ave. SE, Grand Rapids, MI 49508; (616) 235-4317; Sports Director: Jack Doles; Reporters: Larry Figurski, Casey Jones; woodtv.com

WZZM Ch. 13 (ABC) – 645 Three Mile Rd., Grand Rapids, MI 49544; (616) 559-1432; Sports Director: Tom Clyde; Reporters: Dan Harland, Brent Ashcroft; wzzm13.com

WXMI Ch. 17 (FOX) – 3117 Plaza Dr. NE, Grand Rapids, MI 49525; (616) 447-5127; Sports Reporters: Steve Amorose, Jason Hutton, Mitch Fick; fox17online.com

RADIO STATIONS

WOOD 106.9 FM & 1300 AM (flagship)/ESPN 96.1/WTKG 1230 AM – 77 Monroe Center NW, Suite 1000, Grand Rapids, MI 49503; (616) 459-1919; Contacts: Bret Bakita and Steve Kelly (WOOD), Sean Baligian and Drew McCarthy (ESPN), John "The Hoss" Perry (WTKG)

WBBL 107.3 FM (All Sports)/WJRW 1340 AM/WLAV 96.9 – 60 Monroe Center NW, Grand Rapids, MI 49503; (616) 456-5461; Contacts: Bill Simonson and Ray Bentley (WBBL), Dave Jaconette (WJRW), Tony Gates and Michelle McKormick (WLAV)

WGRD 97.9 FM/WTRV 100.5 FM – 50 Monroe NW, Suite 500, Grand Rapids, MI 49503; (616) 451-4800; Contacts: Eric Zane (WGRD), Andy Rent (WTRV)

GRIFFINS ON THE AIR

LARRY FIGURSKI COLOR COMMENTATOR

One of Grand Rapids' most popular television personalities, **Larry Figurski** settles in for his 14th season providing radio color commentary for the majority of the Griffins' 38 home games on WOOD 106.9 FM & 1300 AM. He and Griffins play-by-play broadcaster **Bob Kaser** received Michigan AP's award for Best Live Sports/Class II Radio in 2006, 2005 and 2002.



Figurski, a sports and news anchor for WOOD TV8 since 2000, became a household name in West Michigan during his time at WZZM-TV 13. He is a seven-time winner of the Michigan AP Best Sportscast award, and a two-time recipient of the Michigan AP Best Sports Feature honor.

Prior to moving to Grand Rapids, the Detroit native and Central Michigan University grad also plied his trade in the Michigan television markets of Alpena, Cadillac/Traverse City, along with Springfield, Mo.

Larry and his wife, Lisa, have two daughters, Raychel and Samantha.





GRIFFINS COMMUNITY PROGRAMS

The Grand Rapids Griffins take great pride in our relationship with the West Michigan community. In addition to having developed many unique and successful programs, we make nearly 300 player, coach and mascot appearances each season.

As our efforts have evolved, the Griffins have focused on developing a variety of programs to raise money for charity. These endeavors have enabled us to generate more than \$3.4 million for various schools, organizations and non-profits during the past 11 seasons and earned our franchise the AHL's Western Conference community service award for both 2012-13 and 2008-09.

The Griffins will continue striving to enhance our community by touching thousands of lives through our dynamic programs, which include:



I. GREAT SKATE WINTERFEST - JAN. 18-19, 2014

The Great Skate debuted in 2002 as a 24-hour ice skating marathon held at the outdoor Rosa Parks Circle Ice Rink in downtown Grand Rapids, with every Griffins player and coach skating for at least one hour around the clock with fans. In 2009, the event expanded into a two-day, 34-hour Winterfest, with skating, winter sports demonstrations,



games and activities as part of a celebration of winter in our city. The 2014 Winterfest will begin at noon on Saturday, Jan. 18 and conclude with The Great Skate, which will run from 10 p.m. on Jan. 18 until 10 p.m. on Sunday, Jan. 19. Proceeds will once again benefit the Griffins Youth Foundation. For more information, visit griffinshockey.com/greatskate.

II. GROWING WITH THE GRIFFINS

Growing With The Griffins supports Grand Rapids-area youth hockey programs and the Griffins Youth Foundation. As part of this initiative, Griffins players make several visits to youth hockey practices to hand out t-shirts and help teach fundamentals of hockey. Most importantly, they emphasize the five core values of Cornerstone University's Champions of Character program: Respect, Responsibility, Integrity, Servant Leadership and Sportsmanship. The players touch the lives of youngsters in eight area youth hockey associations (East Grand Rapids Amateur Hockey, Grand Rapids Amateur Hockey, Grand Valley Amateur Hockey, Hockey Association of West Kent, Holland Amateur Hockey, Kentwood Amateur Hockey, Michigan Nationals, and Rockford Amateur Hockey) as well as those who participate in various Youth Foundation programs. Sponsors provide opportunities for these youth hockey teams to play at Van Andel Arena on Saturday afternoons and attend Griffins games on those nights.



III. PUT A LID ON IT

The Griffins, in recognition of the importance of wearing helmets during bicycling and other outdoor activities, eagerly take that message to the streets and kids of West Michigan. Helen DeVos Children's Hospital is the presenting sponsor of Put A Lid On It, whose ultimate goal is to help prevent brain and neurological injuries among pre-K through middle school children. In

recognition of its success, the program earned the 2007 Prevention Award from the Michigan Brain Injury Association. Each year, posters promoting the program and helmet safety are distributed to and displayed in hundreds of West Michigan schools, libraries, bike and skate shops and other public and retail establishments. Other aspects of the program include a ticket reward program for kids who wear their helmets, and donations of helmets to Safe Kids Greater Grand Rapids and the kids race participants at the annual Grand Cycling Classic in downtown Grand Rapids. Kids who want to make a pledge to always wear their helmet and receive a voucher for two free Griffins tickets during the 2013-14 season can visit griffinshockey.com/putalidonit.



*Brickyard
Criterium*



*Lids at the
Library*



IV. CHARITABLE GOALS

Local companies team with Griffins players to help raise money for various charities. Every time the player scores a goal or records a point, the company makes a donation toward a mutually agreed upon charity. This year's partnerships and recipients include: Centennial Securities and Jeff Hoggan, \$50 per goal to Pursuing a Dream Foundation; G's Grill and Nathan Paetsch, \$50 per goal to Easter Seals of Michigan; Fox Motors and Luke Glendening, \$100 per goal to the Griffins Youth Foundation; DK Security and Tomas Jurco, \$50 per goal to the Salvation Army and Gilda's Club; and Laminin Medical Products and Gustav Nyquist, \$100 per goal to Kids Games.



V. YOUTH FOUNDATION GOLF TOURNAMENT - AUG. 25, 2014

The 19th annual Griffins Youth Foundation Golf Classic was held on Monday, Aug. 26, 2013 at Egypt Valley Country Club. The event raises more than \$70,000 each year for the Griffins Youth Foundation and the 350 underprivileged and underserved kids it supports. In addition to Griffins players, coaches and alumni, several other celebrities from the hockey world have attended this premier event, including NHL

players Darren McCarty, Mike Knuble and Chris Summers, Detroit Red Wings GM Ken Holland, assistant GM Jim Nill and broadcaster Ken Kal, and Jack O'Callahan and Ken Morrow, members of the 1980 "Miracle on Ice" U.S. Olympic Team.

VI. GRIFFINS / SLED WINGS GAME - FEB. 18, 2014

In one of the most unique events anywhere involving a professional sports team, the Griffins each season play a friendly but spirited game of sled hockey with and against the Grand Rapids Sled Wings, a talented team of physically challenged children and young adults sponsored by the Griffins Youth Foundation in partnership with Mary Free Bed Rehabilitation Hospital. This season's ninth-annual game will again benefit both the Griffins Youth Foundation and the Sled Wings.



VII. TIP-A-GRIFFIN - NOV. 18, 2013

Griffins players and coaches will visit all four Uccello's locations in West Michigan to serve food and wait tables, with tips and proceeds benefiting the Griffins Youth Foundation. In its seven previous editions, Tip-A-Griffin has raised nearly \$70,000 for various local charities.



VIII. CORKS, PUCKS & BREWS - MARCH 3, 2014

Previously known as "Red, White & Brews," this wine and beer tasting benefit for Easter Seals Michigan returns for its third year at the Goei Center. Griffins players serve craft beer and wine samples to more than 150 guests, who also enjoy live music and hors d'oeuvres.



IX. PUPS AND PUCKS FALL WALK-A-THON - OCT. 14, 2013

The Griffins will hold their sixth annual Pups and Pucks Fall Walk-a-Thon at Mackenzie's Animal Sanctuary in Lake Odessa, as Griffins players, coaches and front office staff walk rescued dogs for pledges. Presented by Beene Garter LLP, the event invites all animal lovers to attend - with or without a dog to walk - and enjoy a host of activities that include live music, a BBQ dinner, hay rides and a K-9 costume contest. The event raises approximately \$15,000 annually for Mackenzie's, the Midwest's largest no-kill sanctuary.





X. GRIFF'S READING GOALS

Twice each season, the Griffins reward young readers through the Griff's Reading Goals program. In cooperation with the Kent Intermediate School District and the Ottawa Area Intermediate School District, special bookmarks are distributed to Pre-K through eighth grade students, offering rewards for every hour that they read. Local businesses offer prizes for the first and second hours of reading, while kids who total three hours of reading receive two free tickets to a select Griffins game.



GRAND RAPIDS GRIFFS GIVE BACK

XI. GRIFFINS GIVE BACK

The Griffins Give Back program debuted for the team's home game on Oct. 25, 2009, when more than 3,200 unemployed workers and their families enjoyed free tickets to the Griffins' 6-1 win over Abbotsford. To date, the program has distributed more than 15,000 tickets.

XII. STICK WITH SCHOOL



Players and staff make several visits to local schools each season as part of the "Stick with School" program. They relate their life stories and how they came to be professional athletes, while preaching the importance of working hard in school. The players sign a stick and ask that it be displayed in a prominent area so that students are reminded to "Stick with School."



XIII. YOUTH HOCKEY CAMP

The Griffins Youth Hockey Camp, held each summer at Griff's IceHouse at Belknap Park, features current and former Griffins players teaming up to share their experiences, both on and off the ice, with children 6-16 years of age. Bob Kaser operates the camp, Griffins assistant coach Jim Paek directs the hockey instruction, and



local products Luke Glendening of the Griffins, Justin Abdelkader of the Detroit Red Wings and NHL veteran Mike Knuble make appearances.

XIV. BETTER HALVES

Introduced in Dec. 2003, players' wives and girlfriends team up to assist the Griffins in their community endeavors. In 2011-12, the Better Halves sold bracelets to help raise money for the families who lost loved ones in the tragic Russian plane crash on Sept. 7, 2011 that claimed the lives of the Lokomotiv Yaroslavl hockey team, including former Griffins players Pavol Demitra, Karel Rachunek and Stefan Liv.



XV. SUMMER READING REWARDS



Each year since 2008, 20,000 children throughout seven West Michigan counties have turned their summer reading enjoyment into wintertime fun, thanks to partnerships between the Grand Rapids Griffins and more than 50 branches of the Grand Rapids Public Library, the Kent District Library and the Lakeland Library Cooperative. The Griffins reward kids who complete their local library's summer reading program with two free tickets to a regular season game.

To get involved with any of the Griffins' community endeavors, please contact (616) 774-4585, ext. 3027.

2013-14 SEASON



GRIFFINS YOUTH FOUNDATION



Our kids learn about teamwork, commitment, generosity, academic achievement, goal-setting, perseverance and good health....Not to mention hockey.

OUR MISSION

Established in 1995, the Griffins Youth Foundation promotes academic excellence, community involvement and healthy lifestyles among the youth of West Michigan, enhancing their lives through hockey and ice-related sports.

The foundation was formed by Dan DeVos, co-owner and president of the Grand Rapids Griffins, and his wife, Pam, a year before the team began play. In conjunction with partners such as the Griffins, the City of Grand Rapids, Davenport University, Grand Valley State University, Mary Free Bed Rehabilitation Hospital and Special Olympics, we offer a variety of programming to children throughout our community – many of whom are underprivileged, at-risk, underserved or have special needs – at our “home ice,” Griff’s IceHouse at Belknap Park.

For nearly two decades, we’ve worked to eliminate the high financial and logistical barriers that prevent children from playing hockey and related sports. The benefits gained by our kids and our community have been immeasurable: children involved in our programs are more likely to stay in school and out of trouble, and less likely to use drugs or get pregnant.

Through something as simple as hockey, we all benefit.



OUR KIDS

Approximately 350 kids play in our 1-2-3, 46er, middle/high school and girls hockey programs, and we support another 25 members of the Grand Rapids Sled Wings sled hockey team. With our fall 2012 expansion of the program to include grades 10, 11 and 12, kids now have the opportunity to play from first grade through the conclusion of high school.



Anyone interested in playing in the foundation’s programs is invited to submit a wait list application. Online and PDF versions of the application are available at griffinskids.org from April through August each year.

Our ranks of current and past players are filled with success stories, none larger than Tyler Anderson and Susie Kluting. A longtime member of the Sled Wings, Anderson has also played four seasons (2009-12; 13-14) for the U.S. National Developmental Sled Hockey Team and has his sights set on one day representing our country in the Paralympic Games. Kluting, meanwhile, is in her third season as a member of the U.S. Women’s Sled Hockey Team.

OUR PROGRAMS

All programs are non-checking. Our season runs November through March.

Olympic Division (1-2-3)

Co-ed hockey instruction and games for first, second and third grade children.

Adams Division (46er)

Co-ed hockey instruction and games for fourth, fifth and sixth grade children.

Norris and Patrick Divisions (Middle/High School)

Co-ed hockey instruction and games for students in grades 7-12.

Girls Hockey

Hockey instruction and games for girls in grades 6-10, featuring an all-female coaching staff.

Sled Hockey

Co-ed hockey instruction and games for physically challenged youth. Sled hockey rules are virtually identical to traditional hockey, except participants are on bladed sleds.

The Grand Rapids Sled Wings, a team of physically challenged children and young adults, are sponsored by the foundation in partnership with Mary Free Bed Rehabilitation Hospital. Since becoming the first junior-level sled hockey team in Michigan upon their founding in 2001, the Sled Wings have gained a national reputation through wins in various prestigious tournaments – including the 2012 national championship – and their continuing development of high-caliber players.

Open-Skating Programs

In addition to hockey programming, we offer various ice skating opportunities, including holiday lunch skates and Special Olympics speed skating.

Rosa Parks Circle

We also provide all the skates for Rosa Parks Circle Ice Rink, the downtown outdoor facility that draws over 20,000 visitors per year.



2013-14 SEASON



OUR EVENTS

Griffins Youth Foundation Golf Classic (Aug. 25, 2014) - The foundation's primary fundraiser has become one of the largest charitable events in West Michigan, bringing in \$75,000 annually. Held each August at the prestigious Egypt Valley Country Club in Ada, the tournament features Griffins players and coaches along with celebrities from around the hockey world. Past participants have included NHL veteran Mike Knuble and members of both the Detroit Red Wings and the 1980 "Miracle on Ice" U.S. Olympic Team.

Great Skate Winterfest (Jan. 18-19, 2014) - What do Griffins players, sled dogs, figure skaters, snowboarders, ice sculptors, zoo animals, horse-drawn carriages, winter sport athletes, museums, libraries, and local celebrities have in common? They're all part of the annual Great Skate Winterfest at Rosa Parks Circle in downtown Grand Rapids. This celebration of winter in our city begins with a host of winter-inspired events, sports demonstrations and family activities, then concludes with a 24-hour skating marathon. Every Griffins player and coach skates for at least one hour around the clock, joined by hundreds of fans. Donations and proceeds from the event have tripled in recent years, as it has grown into Grand Rapids' premier winter festival.



Griffins/ Sled Wings Game (Feb. 18, 2014) - In one of the more remarkable events you'll find involving a professional sports team, the entire roster of Griffins plays a friendly but spirited game of sled hockey with the Grand Rapids Sled Wings each year at Griff's IceHouse.

For more information, please visit griffinskids.org.

OUR FOCUS

Hockey is just the start of what our kids learn. From College Night at local universities for our high schoolers, to educational programs, to community service projects and presentations on nutrition and exercise, their lessons extend well beyond the ice. We offer an education room with a library and computers for our kids and their siblings to use on game days, and Griffins players make frequent visits to foundation practices to discuss topics such as maintaining good health and the importance of staying in school.

Through the generosity of Dan and Pam DeVos, we award a pair of \$5,000 college scholarships each year to past program participants. The winners are selected on a wide range of criteria that includes community service, academic achievement and financial need.

OUR NEED

All programs are provided at no cost to our participants, with equipment, staffing and ice time paid for by the foundation. With those costs exceeding \$500 per child per year, our annual expenses total \$200,000. We couldn't operate our programs without the significant, generous support of individuals and businesses across West Michigan.

HOW YOU CAN HELP

Sponsor - The foundation's programs and events provide local businesses numerous opportunities to invest in the future of our children. Underwrite a team in one of our programs or become a sponsor for one of our fantastic events by calling (616) 774-4585 ext. 3027.

Donate - The generosity of the Grand Rapids Griffins Booster Club and individuals across West Michigan provides vital resources for the foundation. Make your convenient tax-deductible contribution today by visiting griffinskids.org and clicking the "Donate Now" link. Donations of new and gently used hockey equipment, particularly sticks and skates, are also welcome.

Volunteer - Volunteer opportunities exist for those looking to assist the foundation, particularly in the areas of equipment maintenance and event-day operations. Offer your services by calling (616) 970-5437.

OUR PEOPLE

Board of Directors

Pam DeVos, Chair/Co-Founder, President and Designer - PAMELLA ROLAND

Bob Kaser, President, VP of Community Relations and Broadcasting - Grand Rapids Griffins

Scott Gorsline, Vice President, Chief Operating Officer - DP Fox Sports & Entertainment

Tom Hiller, Treasurer, Partner - BDO

Randy Cleves, Senior Director of Public Relations - Grand Rapids Griffins

Ken Coleman, Associate - Warner Norcros & Judd

Terri DeBoer, Meteorologist - WOOD TV8

Dr. Greg Golladay, M.D. - Orthopaedic Associates of Michigan

Scott Jacobs, General Manager - Dean Foods

Dr. Eric Nelson, Director of School Quality - National Heritage Academies

Executive Director

Lynn Rabaut, Former Grand Rapids city commissioner

Grand Rapids Griffins Youth Foundation

130 W. Fulton, Suite 111 • Grand Rapids, MI 49503 • griffinskids.org

Phone: (616) 970-5437 • Email: director@griffinskids.org

The Grand Rapids Griffins Youth Foundation is a 501(c)3 non-profit organization (EIN 38-3238277)



VAN ANDEL ARENA

Located in the heart of Michigan's second-largest city, Van Andel Arena ranked as the second highest-grossing midsize arena worldwide during the 2000-2009 decade, according to Billboard magazine.

Completed in 1996, the \$75 million facility seats 10,834 spectators for ice hockey and has a maximum event capacity of more than 12,000, including 44 private suites. Van Andel Arena annually ranks among the top worldwide arenas in attendance, thanks to regular stops by performers such as Lady Gaga, Katy Perry, Kenny Chesney, Keith Urban and Kid Rock.



The rink surface is the standard North American hockey size (200' x 85'), although the dasher boards can be moved to expand the surface to international dimensions (200' x 100'). Thus, the Griffins' home is one of only a handful of arenas on the continent that can switch between the two ice sizes.

The arena's newest amenity is a brand new HD video board on the south end of the lower bowl. Other improvements in recent years have included a state-of-the-art LED ribbon that encircles the arena on the façade of the upper bowl, as well as the Amway "Section A" expansion of the arena's northwest concourse.

The Griffins' official team store, "The Zone," is located on the building's west side and carries an extensive selection of official team souvenirs and merchandise, including a number of items not available anywhere else. The store also serves as the primary ticket outlet for the Griffins.

Van Andel Arena is connected via skywalk to the Amway Grand Plaza Hotel, the JW Marriott, the Marriott Courtyard Hotel and other downtown Grand Rapids buildings. It also houses the Griffins' administrative and staff offices on its east side. In addition to serving as the Griffins' home, Van Andel Arena has demonstrated its versatility and excellence by hosting a variety of other sporting events, including:

- 2013 AHL Calder Cup Finals
- 2011, 2003, 2002 and 2000 Detroit Red Wings Red & White Games
- 2004 Pepsi AHL All-Star Classic
- 2001 Ottawa Senators vs. Florida Panthers preseason game
- ArenaBowl XV in 2001
- 2000 IHL Turner Cup Finals
- 1999 Atlanta Thrashers vs. St. Louis Blues preseason game
- NBA exhibition games
- NCAA Hockey West Regional Finals
- Big 10 Women's Basketball Tournament
- Title fights featuring Floyd Mayweather Jr.

GRIFFINS YEAR-BY-YEAR HOME ATTENDANCE

Season	Regular Season			Playoffs		
	Games	Total	Avg.	Games	Total	Avg.
1996-97	41	443,284	10,811	2	20,971	10,485
1997-98	41	438,924	10,705	1	8,751	8,751
1998-99	41	410,498	10,012	DNQ	--	--
1999-00	41	361,592	8,819	9	64,744	7,194
2000-01	41	328,919	8,022	5	30,105	6,021
2001-02	40	281,867	7,046	3	14,606	4,868
2002-03	40	288,628	7,215	8	34,868	4,358
2003-04	40	269,094	6,727	2	8,786	4,393
2004-05	40	266,399	6,659	DNQ	--	--
2005-06	40	261,907	6,548	8	28,519	3,565
2006-07	40	274,657	6,866	3	9,505	3,168
2007-08	40	275,905	6,898	DNQ	--	--
2008-09	40	297,905	7,448	5	17,128	3,426
2009-10	40	280,627	7,016	DNQ	--	--
2010-11	40	289,646	7,241	DNQ	--	--
2011-12	38	275,632	7,253	DNQ	--	--
2012-13	38	291,892	7,681	13	72,360	5,566
TOTALS	681	5,337,376	7,838	59	310,343	5,260