

2012 MEDIA GUIDE



AA-Affiliate of the Milwaukee Brewers

TABLE OF CONTENTS

FRONT OFFICE DIRECTORY	2
GAME INFORMATION	3
COACHING STAFF BIOS.....	4-6
PLAYER PROFILES.....	7-18
2010 TRANSACTIONS.....	19-20
2010 INDIVIDUAL STATS.....	21
2010 BAY-BY-DAY.....	22-24
BATTING RECORDS	25-26
PITCHING RECORDS	27-28
FIELDING RECORDS.....	29-30
MISCELLANEOUS RECORDS	30
ALL-TIME TOP TEN, BATTING	31-34
ALL-TIME TOP TEN, PITCHING	35-38
CLUB RECORDS	39-40
NOTEABLE ACHEIVEMNENTS	41-42
ALL-TIME ROSTER	43-47
JOE DAVIS STADIUM	48
MEDIA INFORMATION	49
2012 SCHEDULE.....	50

The 2012 Huntsville Stars Media Guide was compiled and edited by Jill Cacic and Alex Cohen. Stats and biographical information provided by the Huntsville Stars, LLC, the Milwaukee Brewers Media Department, Minor League Baseball and the Southern League. A very special “Thank you!” to all those who came before and contributed to this publication over the years. A very special “Good luck!” goes to all of those who follow.

Last updated April 2, 2012.

HUNTSVILLE STARS BASEBALL

GENERAL INFORMATION

League	Southern League, Double-A (1985-)
Affiliation	Milwaukee Brewers (1999-)
.....	Oakland Athletics (1985-1998)
Address	3125 Leeman Ferry Rd., Huntsville, AL 35801
Telephone	(256) 882-2562
Fax	(256) 880-0801
Email	starsinfo@huntsvillestars.com
Website	www.huntsvillestars.com
Facebook	Facebook.com/HuntsvilleStars
Twitter	Twitter.com/HuntsvilleStars
Official Newsletter	www.huntsvillestars.net

OWNERSHIP

Owned by	Huntsville Stars, LLC
Partners	Hank Amon III
.....	Jerry Gold
.....	Al Havlin
.....	Bill Larkin
.....	Steve Long
.....	E. Miles Prentice
.....	Tom Turner
.....	Bill Wagner

FRONT OFFICE STAFF

President & CEO	E. Miles Prentice
General Manager	Buck Rogers
Assistant General Manager	Babs Rogers
Director, Media & Public Relations	Jill Cacic
Director, Corporate Sales	Ryan Edwards
Manager, Group Sales, Ticket Office	Sydney Marcelain
Head Groundskeeper	Kelly Rensel
Office Manager	Earl Grilliot
Broadcaster	Alex Cohen
Interns	Alex Cohen, fNicole Collins, Matt Fiser, Jessica McQueen, Lisa Peterson, Ryan Sheffield, Richy Truncale,
Clubhouse Manager	Billy Welker

GAME DAY STAFF

Official Scorer	Don Rizzardi
PA Announcer	Matt Mitchell
Scoreboard Operator	Ryan Edwards
Stringer	Jeff McClendon

VISITING TEAM HOTEL

Visitor Hotel	Holiday Inn Downtown
Address	401 Williams Avenue Southwest
.....	Huntsville, AL 35801
Phone	(256) 533-1400
Fax	(256) 534-7787

GAME INFORMATION

PRE-GAME WORKOUT SCHEDULE

Home Game Times:

Monday - Saturday

Sunday

Single Game

6:43 pm

4:03 pm

Doubleheader

4:43 pm

2:03 pm

Pre-Game Schedule

Monday - Saturday:

Home Team BP

Visiting Team BP

Home Team Infield

Visiting Team Infield

Grounds Crew Field Prep

Presentations, Awards

Umpires and Managers

National Anthem

Game Start

Single Game

Until 4:40 pm

4:40 pm - 5:25 pm

5:25 pm - 5:40 pm

5:40 pm - 5:55 pm

5:55 pm - 6:25 pm

6:25 pm - 6:35 pm

6:35 pm - 6:40 pm

6:40 pm - 6:42 pm

6:43 pm

Doubleheader

Until 2:40 pm

2:40 pm - 3:25 pm

3:25 pm - 3:40 pm

3:40 pm - 3:55 pm

3:55 pm - 4:25 pm

4:25 pm - 4:35 pm

4:35 pm - 4:40 pm

4:40 pm - 4:42 pm

4:43 pm

Sunday:

Home Team BP

Visiting Team BP

Home Team Infield

Visiting Team Infield

Grounds Crew Field Prep

Presentations, Awards

Umpires and Managers

National Anthem

Game Start

Until 2:00 pm

2:00 pm - 2:45 pm

2:45 pm - 3:00 pm

3:00 pm - 3:15 pm

3:15 pm - 3:45 pm

3:45 pm - 3:55 pm

3:55 pm - 4:00 pm

4:00 pm - 4:02 pm

4:03 pm

Until 12:00 pm

12:00 pm - 12:45 pm

12:45 pm - 1:00 pm

1:00 pm - 1:15 pm

1:15 pm - 1:45 pm

1:45 pm - 1:55 pm

1:55 pm - 2:00 pm

2:00 pm - 2:02 pm

2:03 pm

Special Game Starts

Home Team BP

Visiting Team BP

Home Team Infield

Visiting Team Infield

Grounds Crew Field Prep

Presentations, Awards

Umpires and Managers

National Anthem

Game Start

1:03 pm

Until 11:00 am

11:00 am - 11:45 am

11:45 am - 12:00 pm

12:00 pm - 12:15 pm

12:15 pm - 12:45 pm

12:45 pm - 12:55 pm

12:55 pm - 1:00 pm

1:00 pm - 1:42 pm

1:03 pm

10:43 am

In Cages

In Cages

None

None

9:45 am - 10:15 am

10:15 am - 10:20 am

10:35 am - 10:40 am

10:40 am - 10:42 am

10:43 am


Special Home Game Times:

On Tuesday, April 24th and Tuesday, May 15th, the games against the Jackson Generals and Mississippi Braves respectively will begin at 10:43 a.m. On-field pre-game BP and infield will be cancelled; However, teams may hit in the cages down the 3rd base line.

Additional Special Home Game Times:

Sunday, June 17 - vs. Montgomery (1:03 p.m.)

2012 COACHING STAFF



Darnell Coles, Manager

#11

Darnell Coles enters his first season as the Huntsville Stars manager and third in the Brewers organization.

Prior to joining the Stars staff, he served as a hitting coordinator for the Brewers Minor League system for the past two seasons.

Coles spent four seasons in the Washington Nationals organization before joining Milwaukee's system. He served as hitting coach at Triple-A Syracuse in 2009 and manager with Class-A Hagerstown in 2008 and Class-A Vermont in 2007. He spent the 2006 season as the Nationals' roving hitting instructor.

The Stars manager had a lengthy 14-year Major League playing career with Seattle (1983-85, 1988-90), Detroit (1986-87, 1990), Pittsburgh (1988), San Francisco (1991), Cincinnati (1992), Toronto (1993-94), St. Louis (1995) and Colorado (1997). In 957 games, he hit .245 with 75 HR and 368 RBI.

Originally selected by the Mariners in the first round of the 1980 draft, Coles went on to become one of only 14 players, including Babe Ruth, to hit three home runs in a single game in both the American League and National League. He was also an ESPN baseball analyst from 2001-06.

Coles and his wife Shari have three children, DeAnna, Darnell Jr. and Jared, two grandchildren and reside in Safety Harbor, Florida.

COACHING CAREER

Year	Team	League	Organization	Position	Record	Percentage
2007	Vermont-A	NY-Penn	WSH	Manager	38-37	.506
2008	Hagerstown-A	South Atlantic	WSH	Manager	61-78	.438
2009	Syracuse-AAA	International	WSH	Hitting Coach	76-67	.531
Career Minor League Coaching Record:					175-182	.490

MLB PLAYING CAREER

Year	Team	AVG	G	AB	R	H	2B	3B	HR	RBI	SH	SF	BB	SO	SB
1983	Seattle	.283	27	92	9	26	7	0	1	6	1	0	7	12	0
1984	Seattle	.161	48	143	15	23	3	1	0	6	3	0	17	26	2
1985	Seattle	.237	27	59	8	14	4	0	1	5	0	2	9	17	0
1986	Detroit	.273	142	521	67	142	30	2	20	86	7	8	45	84	6
1987	Detroit	.181	53	149	29	5	2	1	4	24	3	2	15	23	0
1987	Pittsburgh	.227	40	119	18	4	0	1	6	151	70	56	13	65	67
1988	Pittsburgh	.232	68	241	15	3	1	1	5	139	68	67	11	65	52
1988	Seattle	.292	55	221	9	1	1	1	10	95	48	47	5	48	47
1989	Seattle	.252	146	573	0	0	0	1	10	60	31	26	1	29	38
1990	Seattle	.215	37	113	18	3	2	0	2	121	62	56	15	42	85
1990	Detroit	.204	52	122	27	6	0	0	1	184	84	73	9	67	71
1991	San Francisco	.214	11	14	8	0	0	0	0	70	41	38	11	30	31
1992	Cincinnati	.312	55	141	18	1	1	0	3	121	62	53	15	46	54
1993	Toronto	.253	64	194	0	0	0	1	4	16	8	8	0	3	10
1994	Toronto	.210	48	143	3	0	0	5	4	89	44	38	5	40	36
1995	St. Louis	.225	63	138	0	0	0	0	3	30	16	14	4	11	18
1997	Colorado	.318	21	22	0	0	0	0	1	30	16	14	4	11	18
Totals - 14 Seasons		.245	957	2891	199	42	14	11	75	1695	810	722	140	669	825

2012 COACHING STAFF



Chris Hook, Pitching Coach #37

Chris Hook re-joins the Stars staff as pitching coach after spending the previous four years with the Wisconsin Timber Rattlers. He was with the Stars in 2008.


Prior to joining the Brewers' organization, he was the pitching coach for the Florence Freedom of the independent Frontier League from 2003-07. He also spend three seasons as the pitching coach for Northern Kentucky University from 2000-02.

Hook pitched 11 seasons (1989-99), including two years in the Major Leagues with San Francisco from 1995-96. Originally signed as a non-drafted free agent by Cincinnati in 1989, he pitched in the minor leagues with San Diego, San Francisco, California and Houston.

He resides in Florence, Kentucky with his wife, Toni, and their two sons, Christian and Brennan.

MLB PLAYING CAREER

Year	Team	W	L	ERA	G	GS	CG	SH	SV	IP	H	R	ER	HR	BB	SO	WP
1970	Boston	0	0	11.59	1	0	0	0	0	2.1	4	4	3	1	1	1	0
1971	Boston	2	2	3.12	5	3	1	0	0	26	30	9	9	3	6	19	0
1972	Boston	11	8	3.73	26	21	8	3	0	154.1	161	69	64	8	50	106	6
1973	Boston	13	13	3.58	35	30	10	4	0	221.1	225	103	88	24	83	101	3
1974	St. Louis	10	14	3.78	33	29	5	2	1	195	199	91	82	15	83	89	3
1975	St. Louis	8	9	3.44	39	18	4	0	1	146.2	151	70	56	13	65	67	7
1976	St. Louis	6	11	4.5	37	15	3	1	1	134	139	68	67	11	65	52	7
1977	San Francisco	3	3	5.49	43	9	1	1	1	77	95	48	47	5	48	47	4
1978	San Francisco	4	3	3.71	46	0	0	0	1	63	60	31	26	1	29	38	6
1979	San Francisco	10	9	4.18	27	18	3	2	0	120.2	121	62	56	15	42	85	8
1980	San Diego	10	8	3.51	30	27	6	0	0	187	184	84	73	9	67	71	10
1981	San Diego	2	6	5.13	28	8	0	0	0	66.2	70	41	38	11	30	31	3
1982	San Diego	8	6	4.1	26	18	1	1	0	116.1	121	62	53	15	46	54	4
	California	0	1	6	8	0	0	0	1	12	16	8	8	0	3	10	2
1983	California	1	2	3.8	37	3	0	0	5	90	89	44	38	5	40	36	8
1984	California	1	2	4.4	17	0	0	0	0	28.2	30	16	14	4	11	18	3
Totals - 15 Seasons		89	97	3.96	438	199	42	14	11	1641	1695	810	722	140	669	825	74



Tim Gifford, Strength & Conditioning Coach

Tim Gifford enters his second season with the Brewers organization and first with the Huntsville Stars. He spent the 2011 season with the Timber Rattlers.

He earned his bachelor's degree in kinesiology with an emphasis on exercise and fitness from the University of Wisconsin-Milwaukee.

He resides in Pheonix, Arizona.

2012 COACHING STAFF



Dwayne Hosey, Hitting Coach #10

Hosey enters his first season with the Stars and his third season in the Brewers organization. He spent the previous two seasons as a coach with Brevard County.

Prior to coaching, Hosey spent 15 seasons as an outfielder, including parts of two seasons in the Major Leagues with Boston (1995-96). He played in the minor leagues with Chicago-AL (1987-88), Oakland (1989-91), Milwaukee (1991), San Diego (1992-93), Kansas City (1994-95), Boston (1995-96), Montreal (1999) and Anaheim (2000).

From 1997-98, Hosey played in Japan for the Yakult Swallows, where he was the home run champion with 38 in 1997. That same season, he was named co-MVP of the Japan All-Star Game along with Ichiro Suzuki. He also played for the Winnipeg Goldeyes of the independent Northern League to start the 1999 season.

Hosey served as a hitting coach in the Anaheim organization in 2001 before making a comeback with the Bridgeport Bluefish of the independent Atlantic League in 2002. He coached youth baseball for the Omaha Pacesetters from 2002-09 and served as a hitting coach at the Ultimate Baseball Academy in Omaha, Nebraska from 2007-10.

Dwayne and his wife, Bronwyn, have four children: Dwayne Jr., Bronson, Bailey and Braeden, and reside in Omaha.

Aaron Hoback, Trainer



Aaron Hoback returns for his third season as the athletic trainer with the Stars. This is his sixth season in the Brewers organization after working as the athletic trainer with the Wisconsin Timber Rattlers (2009) and Helena Brewers (2007-08).

Hoback graduated from Western Illinois University in 2005 with a degree in physical education. He served as a graduate assistant athletic trainer for the Wichita State baseball team in 2006 and also served as an intern athletic trainer with the St. Louis Cardinals and the St. Louis Rams.

2012 HUNTSVILLE STARS



Evan Anundsen, RHP

#16

FULL NAME: Evan Anundsen
OPENING DAY 2011 AGE: 23
BORN: 5/17/88 in Engelwood, CO
RESIDES: Littleton, CO
HEIGHT: 6' 3"
WEIGHT: 215
BATS/THROWS: Right/Right
SCHOOL: Columbine HS
DRAFT: 2006, 4th round
OBTAINED: First-Year Player Draft

CAREER PITCHING RECORD

Year	Team	Org.	W	L	ERA	G	GS	CG	SHO	SV	IP	H	R	ER	HR	BB	SO
2006	AZ Brewers	MIL	2	3	4.50	12	4	0	0	0	32.0	36	22	16	0	7	22
2007	Helena- R	MIL	7	5	4.77	15	15	0	0	0	77.1	81	50	41	6	20	59
2008	West Virginia- A	MIL	12	8	4.28	28	28	0	0	0	145.0	158	80	50	41	20	59
2009	Brevard Cty - A	MIL	10	8	2.69	24	23	2	1	0	130.1	101	51	39	2	41	118
2010	Brevard Cty - A	MIL	0	1	6.00	1	1	0	0	0	3.0	380	2	2	0	0	1
2011	Brevard Cty - A	MIL	5	2	3.86	32	11	1	0	1	88.2	101	43	38	8	24	62
Minor League Totals			36	27	3.87	112	82	3	1	1	476.1	481	248	205	24	130	364

Career Notes: 2010 - Missed most of season with right shoulder strain. 2009- Threw a no-hitter on 4/28 at Daytona (9.0ip, 1hb, 1bb, 10k) in 1-0 Brevard County win. Was first no-hitter of season in Major or Minor League Baseball.



Jeff Bianchi, INF

#--

FULL NAME: Jeffrey Thomas Bianchi
OPENING DAY 2012 AGE: 25
BORN: 10/05/86 in Lancaster, PA
RESIDES: Lancaster, PA
HEIGHT: 5' 10"
WEIGHT: 190
BATS/THROWS: Right/Right
SCHOOL: N/A
DRAFT: 2005, 2nd Round (KC)
OBTAINED: First-Year Player Draft

CAREER BATTING RECORD

Year	Team	Org.	AVG	G	AB	R	H	2B	3B	RBI	SH	SF	BB	SO	SB
2005	AZL Royals	KCR	.408	28	98	29	40	7	4	30	0	5	16	22	5
2006	AZL Royals	KCR	.429	12	42	13	18	4	0	6	0	1	9	3	1
2007	Burlington- A	KCR	.247	99	368	43	91	19	0	36	1	6	25	72	15
2008	Wilmington- A+	KCR	.255	104	396	57	101	34	5	61	4	8	20	95	13
2009	Wilmington- A+	KCR	.300	60	220	32	66	12	2	28	3	1	20	47	12
2009	NW Ark - AA	KCR	.315	68	270	42	85	17	1	42	2	5	19	58	10
2010 DNP: Injured															
2011	NW Ark- AA	KCR	.259	119	444	63	115	23	2	48	4	4	39	85	20
Minor League Totals			.280	490	1838	279	516	116	14	251	19	30	148	382	76

2012 HUNTSVILLE STARS



Bradley Blanks, RHP

FULL NAME: Corey Lee Frerichs
OPENING DAY 2011 AGE: 24
BORN: 5/7/86 in Conroe, TX
RESIDES: Conroe, TX
HEIGHT: 5' 11"
WEIGHT: 208
BATS/THROWS: Right/Right
SCHOOL: Temple Junior College (TX)
DRAFT: 2007, 30th Round (MIL)
OBTAINED: First-Year Player Draft

CAREER PITCHING RECORD

Year	Team	Org.	W	L	ERA	G	GS	CG	SH	SV	IP	H	R	ER	HR	BB	SO
2007	Helena- R	MIL	4	1	6.26	18	0	0	0	3	27.1	30	21	19	2	11	37
2008	West Virginia- A	MIL	6	9	2.82	41	0	0	0	10	73.1	57	35	23	7	41	92
2009	#AZ Brewers- R	MIL	0	0	0.00	1	1	0	0	0	1.0	2	0	0	0	0	1
	Wisconsin- A	MIL	0	0	11.37	8	0	0	0	0	6.1	8	8	8	0	9	5
2010	Brevard Cty- A	MIL	8	5	3.05	50	0	0	0	12	85.2	59	29	29	3	34	79
Minor League Totals			18	15	3.67	118	1	0	0	25	193.2	156	93	79	12	95	214

Career Notes: 2010 - Ranked fourth in the Florida State League in appearances (50)... held opponents to a .197 batting average. 2009 - Missed the majority of the season while recovering from a torn ACL in his right knee... made one rehab appearance with the Rookie Arizona Brewers.



Domnit Bolivar, INF

#12

FULL NAME: Domnit Bolivar
OPENING DAY 2012 AGE: 22
BORN: 5/12/89 in Puerto Cabello, VZ
RESIDES: Puerto Cabello, VZ
HEIGHT: 6' 11"
WEIGHT: 165
BATS/THROWS: Right/Right
SCHOOL: N/A
DRAFT: 2007, UDFA (STL)
OBTAINED: 2011, Rule 5 Draft

CAREER BATTING RECORD

Year	Team	Org.	AVG	G	AB	R	H	2B	3B	HR	RBI	SH	SF	BB	SO	SB
2008	Batavia- A	STL	.258	26	97	12	25	5	2	1	10	1	1	3	18	5
	Quad City- A	STL	.257	91	343	28	88	16	5	7	36	4	3	17	89	6
2009	Palm Beach- A	STL	.227	73	256	19	58	12	1	1	9	0	4	19	76	4
	Quad City- A	STL	.218	45	165	25	36	10	0	5	14	1	2	13	56	4
2010	Palm Beach- A	STL	.197	109	366	42	72	12	3	9	33	1	10	22	110	9
2011	Springfield- AA	STL	.298	16	47	5	14	2	1	1	9	2	1	3	8	1
	Palm Beach- A	STL	.273	88	304	40	83	16	3	8	41	2	1	27	73	7
Minor League Totals			.236	576	2020	217	477	87	19	41	210	13	28	117	535	49

Career Notes: 2010- Was named to the Florida State League midseason and postseason All-Star teams... ranked among the FSL league leaders in sacrifice flies (1st, 14), hits (3rd, 143) and batting average (6th, .294). 2009- Spent the entire season at Class-A Brevard County after being acquired in a trade with Chicago-AL prior to the season.

2012 HUNTSVILLE STARS



Darren Byrd, RHP

#26

FULL NAME: Darren W. Byrd
OPENING DAY 2011 AGE: 24
BORN: 10/24/86 in Pensacola, FL
RESIDES: Cantonment, FL
HEIGHT: 6' 3"
WEIGHT: 200
BATS/THROWS: Right/Right
SCHOOL: Pine Forest (FL) HS
DRAFT: 2005, 18th Round (PHI)
OBTAINED: Free Agent (6/28/10)

CAREER PITCHING RECORD

Year	Team	Org.	W	L	ERA	G	GS	CG	SHO	SV	IP	H	R	ER	HR	BB	SO
2005	GCL Phillies- R	PHI	3	1	2.66	9	8	0	0	0	44.0	36	14	13	1	10	24
2006	GCL Phillies- R	PHI	2	1	3.22	9	5	0	0	0	36.1	33	22	13	1	15	27
	Batavia- A	PHI	2	0	2.30	4	2	0	0	0	15.2	10	5	4	0	11	14
2007	Lakewood- A	PHI	9	11	4.04	26	25	1	0	0	156.0	149	85	70	10	65	112
2008	Lakewood- A	PHI	1	1	2.80	6	6	0	0	0	35.1	28	12	11	1	4	30
	Clearwater- A	PHI	4	8	4.88	18	17	2	0	0	99.2	112	59	54	5	43	54
2009	Clearwater- A	PHI	5	7	3.99	24	14	0	0	1	88.0	94	45	39	4	37	61
2010	Brevard Cty- AA	MIL	2	4	4.18	13	11	0	0	0	60.1	65	32	28	4	16	41
2011	Huntsville- AA	MIL	5	3	2.95	41	0	0	0	1	64.0	58	26	21	2	32	50
Minor League Totals			33	36	3.80	150	88	3	0	2	599.1	585	300	253	28	233	413

Career Notes: 2010 - Was released by PHI on 4/2...signed by MIL to minor league contract on 6/28... following the season played for Mayaguez in Puerto Rican Winter League. 2009 - Named Phillies Minor League Pitcher of the Week from 7/27-8/2...



Matt Cline, INF

#3

FULL NAME: Matthew J. Cline
OPENING DAY 2012 AGE: 26
BORN: 10/18/85 in Anaheim Hills, CA
RESIDES: Cocoa, FL
HEIGHT: 5' 10"
WEIGHT: 188
BATS/THROWS: Right/Right
SCHOOL: Long Beach State (CA) Univ.
DRAFT: 2007, 22nd Round (MIL)
OBTAINED: First-Year Player Draft

CAREER BATTING RECORD

Year	Team	Org.	AVG	G	AB	R	H	2B	3B	HR	RBI	SH	SF	BB	SO	SB
2007	Helena- R	MIL	.301	46	136	25	41	1	1	1	12	1	2	4	12	4
2008	Brevard Cty- A	MIL	.266	32	94	15	25	5	1	0	8	4	1	5	7	2
	West Virginia- A	MIL	.266	82	282	51	75	14	0	3	30	11	5	38	43	15
2009	Did Not Play															
2010	Brevard Cty- A	MIL	.298	112	406	61	121	19	2	0	39	2	4	50	53	14
2011	Huntsville- AA	MIL	.237	91	274	45	65	12	2	2	19	3	2	36	54	3
Minor League Totals			.274	363	1192	197	327	51	6	6	108	21	14	133	169	38

Career Notes: 2010 - Was a Florida State League midseason All-Star... ranked among the league leaders in hit by pitches (1st, 20), on-base percentage (3rd, .398) and batting average (5th, .298)... named the best defensive third baseman in the Florida State League by *Baseball America*. 2009 - Did not play baseball (retired).

2012 HUNTSVILLE STARS



Kentrail Davis

#

FULL NAME: Kentrail Latron Davis
OPENING DAY 2012 AGE: 23
BORN: 06/29/88 in Mobile, AL
RESIDES: Theodore, AL
HEIGHT: 5' 9"
WEIGHT: 195
BATS/THROWS: Left/Right
SCHOOL: University of Tennessee
DRAFT: 2009, 1st Round (MIL)
OBTAINED: First-Year Player Draft

CAREER BATTING RECORD

Year	Team	Org.	AVG	G	AB	R	H	2B	3B	HR	RBI	SH	SF	BB	SO	SB
2010	Wisconsin- A	MIL	.244	33	123	20	30	2	5	0	17	0	0	17	28	8
	Brevard Cty- A	MIL	.335	64	245	44	82	26	5	3	46	0	5	31	36	3
2011	Brevard Cty- A	MIL	.245	132	507	76	124	19	8	8	46	1	2	37	97	33
Minor League Totals			.270	229	875	140	233	47	18	11	109	1	7	85	161	44

Career Notes: 2010 - Was the Robin Yount Performance Award winner as the Brewers' Minor League Player of the Year...batted .323 with 5 HR, 63 RBI and 28 stolen bases in 130 games including more walks (68) than strikeouts (61) with Class-A Brevard County.



Khris Davis, OF

#24

FULL NAME: Christopher Davis
OPENING DAY 2012 AGE: 25
BORN: 01/21/87 in Glendale, AZ
RESIDES: Glendale, AZ
HEIGHT: 6'0"
WEIGHT: 195
BATS/THROWS: Right/Right
SCHOOL: Cal State Fullerton (CA)
DRAFT: 2009, 7th Round (MIL)
OBTAINED: First-Year Player Draft

CAREER BATTING RECORD

Year	Team	Org.	AVG	G	AB	R	H	2B	3B	HR	RBI	SH	SF	BB	SO	SB
2009	Helena- Rk	MIL	.000	1	1	0	0	0	0	0	0	0	0	0	0	0
	AZL Brewers	MIL	.243	10	37	7	9	0	2	2	8	0	1	6	11	4
2010	Wisconsin- A	MIL	.280	128	457	86	128	26	4	22	72	2	4	77	112	17
2011	Brevard Cty- A	MIL	.309	90	304	50	94	21	1	15	68	0	7	51	70	10
	Huntsville- AA	MIL	.210	35	124	10	26	7	1	2	16	0	1	10	23	0
Minor League Totals			.27	264	923	153	257	54	8	39	164	2	13	144	224	31

Career Notes: 2010 - Was the Robin Yount Performance Award winner as the Brewers' Minor League Player of the Year...batted .323 with 5 HR, 63 RBI and 28 stolen bases in 130 games including more walks (68) than strikeouts (61) with Class-A Brevard County.

2012 HUNTSVILLE STARS



Anderson de la Rosa, C

#22

FULL NAME: Anderson de la Rosa
OPENING DAY 2012 AGE: 27
BORN: 8/1/84 in Barquisimeto, VZ
RESIDES: Barquisimeto, VZ
HEIGHT: 5' 11"
WEIGHT: 194
BATS/THROWS: Right/Right
SCHOOL:
DRAFT: 2003, Non-drafted FA
OBTAINED: Free Agent (8/26/2003)

CAREER BATTING RECORD

Year	Team	Org.	AVG	G	AB	R	H	2B	3B	HR	RBI	SH	SF	BB	SO	SB
2004	AZ Brewers- R	MIL	.197	24	61	5	12	3	1	0	3	0	0	2	21	3
2005	AZ Brewers- R	MIL	.248	37	137	21	34	7	0	1	11	0	2	12	34	4
2006	AZ Brewers- R	IML	.292	10	24	6	7	1	1	0	6	0	0	1	4	2
2007	West Virginia- A	MIL	.208	10	24	3	5	1	1	0	7	0	1	1	7	3
	Brevard Cty- A	MIL	.316	24	76	11	24	2	2	0	7	2	0	3	16	1
2008	Brevard Cty- A	MIL	.230	24	74	8	17	3	0	2	13	2	2	1	17	0
	West Virginia- A	MIL	.237	34	118	17	28	6	0	4	18	1	0	5	24	1
	Huntsville- AA	MIL	.250	2	8	0	2	0	0	0	1	0	0	1	2	0
2009	Brevard Cty- A	MIL	.207	36	111	13	23	4	0	0	5	1	0	0	32	1
2010	Brevard Cty- A	MIL	.203	53	187	21	38	8	1	1	21	2	1	14	44	2
	Huntsville- AA	MIL	.211	28	95	7	20	5	0	1	6	3	1	2	21	0
	Nashville- AAA	MIL	.263	12	38	6	10	5	0	0	4	1	1	3	7	0
2011	Huntsville- AA	MIL	.239	61	184	19	44	9	1	5	26	1	0	7	41	0
Minor League Totals			.232	355	1139	137	264	54	7	13	128	13	8	52	270	17

Career Notes: Has played in the Venezuelan Winter League each of the last three seasons.



Scooter Gennett, INF

#2

FULL NAME: Ryan J. Gennett
OPENING DAY 2012 AGE: 21
BORN: 05/01/90 in Sarasota, FL
RESIDES: Sarasota, FL
HEIGHT: 5' 9"
WEIGHT: 164
BATS/THROWS: Left/Right
SCHOOL: N/A
DRAFT: 2009, 16th Round (MIL)
OBTAINED: First-Year Player Draft

CAREER BATTING RECORD

Year	Team	Org.	AVG	G	AB	R	H	2B	3B	HR	RBI	SH	SF	BB	SO	SB
2010	Wisconsin- A	MIL	.300	118	482	87	149	39	4	9	55	3	4	31	91	14
2011	Brevard Cty- A	MIL	.339	134	556	74	167	20	6	9	51	8	6	27	69	11
Minor League Totals			.304	252	1038	161	316	59	10	18	104	11	10	58	160	25

Career Notes:

2012 HUNTSVILLE STARS



Andy Gonzalez, INF

#17

FULL NAME: Angel "Andy" Gonzalez,k
OPENING DAY 2012 AGE: 22
BORN: 12/15/81 in Rio Piedras, PR
RESIDES: Rio Piedras, PR
HEIGHT: 6' 3"
WEIGHT: 215
BATS/THROWS: Right/Right
SCHOOL: N/A
DRAFT:
OBTAINED:

CAREER BATTING RECORD

Year	Team	Org.	AVG	G	AB	R	H	2B	3B	HR	RBI	SH	SF	BB	SO	SB
2008	Batavia- A	STL	.258	26	97	12	25	5	2	1	10	1	1	3	18	5
	Quad City- A	STL	.257	91	343	28	88	16	5	7	36	4	3	17	89	6
2009	Palm Beach- A	STL	.227	73	256	19	58	12	1	1	9	0	4	19	76	4
	Quad City- A	STL	.218	45	165	25	36	10	0	5	14	1	2	13	56	4
2010	Palm Beach- A	STL	.197	109	366	42	72	12	3	9	33	1	10	22	110	9
2011	Springfield- AA	STL	.298	16	47	5	14	2	1	1	9	2	1	3	8	1
	Palm Beach- A	STL	.273	88	304	40	83	16	3	8	41	2	1	27	73	7
Minor League Totals			.236	576	2020	217	477	87	19	41	210	13	28	117	535	49

Career Notes: 2010- Was named to the Florida State League midseason and postseason All-Star teams... ranked among the FSL league leaders in sacrifice flies (1st, 14), hits (3rd, 143) and batting average (6th, .294). 2009- Spent the entire season at Class-A Brevard County after being acquired in a trade with Chicago-AL prior to the season.



Lee Haydel, OF

#7

FULL NAME: Lee T. Haydel
OPENING DAY 2012 AGE: 24
BORN: 7/15/87 in La Place, LA
RESIDES: Reserve, LA
HEIGHT: 5' 11"
WEIGHT: 175
BATS/THROWS: Left/Right
SCHOOL: Delgado (LA) CC
DRAFT: 2006, 19th round (MIL)
OBTAINED: First-Year Player Draft

CAREER BATTING RECORD

Year	Team	Org.	AVG	G	AB	R	H	2B	3B	HR	RBI	SH	SF	BB	SO	SB
2007	Helena- R	MIL	.276	62	254	42	70	12	5	0	20	3	0	12	44	12
2008	West Virginia- A	MIL	.295	131	522	68	154	21	8	0	50	10	2	32	107	34
2009	Brevard Cty- A	MIL	.275	124	491	66	135	16	5	2	50	6	5	17	110	39
2010	Huntsville- AA	MIL	.285	127	452	61	129	18	7	0	36	5	3	35	97	22
Minor League Totals			.284	444	1719	237	488	67	25	2	156	24	10	96	358	107

Career Notes: 2010 - Rated by *Baseball America* as the Fastest Baserunner in the Brewers organization. 2009 - Named to the Florida State League All-Star team...ranked among the FSL leaders in hits (5th, 135) and stolen bases (5th, 39).

2012 HUNTSVILLE STARS



Kyle Heckathorn, RHP

#45

FULL NAME: Kyle David Heckathorn
OPENING DAY 2012 AGE: 23
BORN: 6/17/88 in Oglethorpe, GA
RESIDES: Ootewah, TN
HEIGHT: 6' 6"
WEIGHT: 249
BATS/THROWS: Right/Right
SCHOOL: Kennesaw State University
DRAFT: 2009, Supplemental (MIL)
OBTAINED: First-Year Player Draft

CAREER PITCHING RECORD

Year	Team	Org.	W	L	ERA	G	GS	CG	SH	SV	IP	H	R	ER	HR	BB	SO
2008	Helena- R	MIL	4	0	0.00	5	1	0	0	0	14.0	5	2	0	0	5	13
	West Virginia- A	MIL	2	1	3.72	8	6	0	0	0	36.1	35	16	15	2	10	33
2009	Brevard Cty- A	MIL	6	7	4.48	27	7	0	0	2	92.1	93	55	46	6	38	75
2010	Brevard Cty- A	MIL	1	1	2.29	16	1	0	0	0	35.1	36	10	9	1	10	21
	Huntsville- AA	MIL	3	2	3.48	23	2	0	0	0	44.0	52	25	17	4	17	47
Minor League Totals			16	11	3.53	79	17	0	0	2	222.0	221	108	87	13	80	189

Career Notes: 2010- Entered season as the 10th best prospect in Brewers organization according to Baseball America.



Jim Henderson, RHP

#21

FULL NAME: James D. Henderson
OPENING DAY 2012 AGE: 29
BORN: 10/21/82 in Calgary, AL, CN
RESIDES: Calgary, AL, CN
HEIGHT: 6' 5"
WEIGHT: 205
BATS/THROWS: Left/Right
SCHOOL: Tennessee Wesleyan
DRAFT: 2003, 26th Round (MON)
OBTAINED: Free Agent, 4/1/09

CAREER PITCHING RECORD

Year	Team	Org.	W	L	ERA	G	GS	CG	SH	SV	IP	H	R	ER	HR	BB	SO
2008	Tennessee- AA	CHC	0	1	0.00	5	0	0	0	1	6.1	5	1	0	0	1	4
	Iowa- AAA	CHC	0	0	15.00	3	0	0	0	0	3.0	2	5	5	1	5	4
2009	Wisconsin- A	MIL	0	0	1.07	26	0	0	0	17	25.1	19	4	3	0	8	26
	Brevard Cty- A	MIL	3	0	2.76	15	0	0	0	4	29.1	16	11	9	2	14	20
	Huntsville- AA	MIL	1	0	2.57	5	0	0	0	0	7.0	8	3	2	0	4	5
2010	Huntsville- AA	MIL	4	5	5.46	45	0	0	0	9	61.0	49	44	37	8	35	60
2011	Nashville- AAA	MIL	3	1	5.93	20	0	0	0	1	30.1	24	20	20	4	23	30
	Huntsville- AA	MIL	4	1	2.64	22	0	0	0	5	30.2	22	9	9	4	8	39
Minor League Totals			36	32	4.14	278	40	1	1	48	580.0	525	317	267	56	224	436

Career Notes: 2010 - Was a Florida State League midseason All-Star... ranked among the league leaders in hit by pitches (1st, 20), on-base percentage (3rd, .398) and batting average (5th, .298).

2012 HUNTSVILLE STARS



Jason Jaramillo, C

#9

FULL NAME: Jason Cory Jaramillo
OPENING DAY 2012 AGE: 29
BORN: 10/9/82 in Racine, WI
RESIDES: Racine, WI
HEIGHT: 6' 0"
WEIGHT: 215
BATS/THROWS: Both/Right
SCHOOL: Oklahoma State
DRAFT: 2004, 2nd Round (PHL)
OBTAINED: First Year Player Draft

CAREER BATTING RECORD

Year	Team	Org.	AVG	G	AB	R	H	2B	3B	HR	RBI	SH	SF	BB	SO	SB
2008	Lehigh- AAA	PHL	.266	115	421	48	112	9	0	8	39	2	2	42	82	1
2009	Pittsburgh- MLB	PHL	.252	63	206	20	52	5	0	3	26	2	0	17	33	1
2010	IND- AAA	PIT	.239	25	88	3	21	9	0	1	13	0	2	5	16	0
2010	Pittsburgh- MLB	PIT	.149	33	87	2	13	13	0	1	6	0	1	8	14	0
2011	GCL Pirates	PIT	.192	7	26	6	5	18	0	0	4	0	0	4	8	0
2011	IND- AAA	PIT	.276	46	134	13	37	16	0	2	23	0	1	17	22	1
2011	Pittsburgh- MLB	PIT	.326	23	43	1	14	3	0	0	6	0	0	2	12	1
Minor League Totals			.269	557	1995	215	537	104	9	32	253	6	18	206	362	4

Career Notes: 2010- Was named to the Florida State League midseason and postseason All-Star teams... ranked among the FSL league leaders in sacrifice flies (1st, 14), hits (3rd, 143) and batting average (6th, .294). 2009- Spent the entire season at Class-A Brevard County after being acquired in a trade with Chicago-AL prior to the season.



Brock Kjeldgaard, OF

#33

FULL NAME: Riley Brock Kjeldgaard
OPENING DAY 2012 AGE: 24
BORN: 01/22/86 in Edmonton, ALB,CAN
RESIDES: London, Ontario, CAN
HEIGHT: 6' 5"
WEIGHT: 215
BATS/THROWS: Right/Right
SCHOOL: Indiana Hills CC
DRAFT: 2005, 34th Round (MIL)
OBTAINED: First-Year Player Draft

CAREER BATTING RECORD

Year	Team	Org.	AVG	G	AB	R	H	2B	3B	HR	RBI	SH	SF	BB	SO	SB
2008	Helena- RK	MIL	.278	75	306	55	85	27	0	14	65	0	2	31	113	9
2009	Wisconsin- A	MIL	.250	133	472	65	118	30	4	20	74	0	7	58	172	12
2010	Brevard Cty- A	MIL	.245	132	490	60	120	29	2	17	75	0	3	36	175	3
2011	Brevard Cty- A	MIL	.268	65	231	39	62	9	2	18	49	0	1	26	75	13
	Huntsville- AA	MIL	.261	61	203	18	55	9	2	6	27	0	3	17	66	2
Minor League Totals			.259	466	1702	237	440	104	8	75	290	0	16	97	601	39

Career Notes: 2010- Was named to the Florida State League midseason and postseason All-Star teams... ranked among the FSL league leaders in sacrifice flies (1st, 14), hits (3rd, 143) and batting average (6th, .294). 2009- Spent the entire season at Class-A Brevard County after being acquired in a trade with Chicago-AL prior to the season.

2012 HUNTSVILLE STARS



Santo Manzanillo, RHP

#36

FULL NAME: Santo Manzanillo
OPENING DAY 2012 AGE: 23
BORN: 12/20/88 in La Victoria, DR
RESIDES: Santo Domingo, DR
HEIGHT: 6' 0"
WEIGHT: 205
BATS/THROWS: Right/Right
SCHOOL: NA
DRAFT: 2005, Non-Drafted FA (MIL)
OBTAINED: See above.

CAREER PITCHING RECORD

Year	Team	Org.	W	L	ERA	G	GS	CG	SH	SV	IP	H	R	ER	HR	BB	SO
2008	Helena- Rk	MIL	0	1	9.28	13	6	0	0	1	32.0	41	35	33	3	26	27
2009																	
(Injured - Did Not Play)																	
2010	Wisconsin- A	MIL	1	1	5.77	26	0	0	0	1	53.0	58	36	34	3	30	40
2011	Brevard Cty- A	MIL	1	0	1.52	28	0	0	0	10	41.1	31	9	7	2	14	43
	Huntsville- AA	MIL	0	1	2.21	20	0	0	0	7	20.1	13	5	5	2	12	19
Minor League Totals			6	7	5.43	115	6	0	0	19	190.2	179	132	115	12	158	160



Roque Mercedes, RHP

#34

FULL NAME: Roque Mercedes
OPENING DAY 2012 AGE: 25
BORN: 10/28/86 in La Romana, DR
RESIDES: La Romana, DR
HEIGHT: 6' 3"
WEIGHT: 186
BATS/THROWS: Switch/Right
SCHOOL:
DRAFT: 2004, 16th Round (MIL)
OBTAINED: First-Year Player Draft

CAREER PITCHING RECORD

Year	Team	Org.	W	L	ERA	G	GS	CG	SH	SV	IP	H	R	ER	HR	BB	SO
2007	West Virginia-A	MIL	0	4	7.26	12	8	0	0	0	39.2	51	38	32	7	18	23
	Helena- R	MIL	7	4	3.75	15	15	0	0	0	84.0	88	49	35	7	20	70
2008	West Virginia- A	MIL	5	5	4.30	30	13	0	0	3	113.0	112	59	54	14	27	111
2009	Brevard Cty- A	MIL	1	1	1.08	29	0	0	0	6	41.2	26	7	5	0	15	45
	Mobile- AA	AZ	1	0	3.32	15	0	0	0	1	19.0	14	7	7	2	10	25
2010	Mobile- AA	AZ	3	4	4.36	38	0	0	0	1	53.2	67	32	26	5	24	45
Minor League Totals			24	26	4.43	168	53	0	0	11	455.0	468	276	224	47	169	393

Career Notes: 2010- Claimed off waivers by Milwaukee from Arizona on 12/21...2009- Acquired by Arizona from Milwaukee

2012 HUNTSVILLE STARS



Dan Merklinger, LHP

#19

FULL NAME: Daniel William Merklinger
OPENING DAY 2012 AGE: 26
BORN: 11/19/85 in Livingston, NJ
RESIDES: West Orange, NJ
HEIGHT: 6' 0"
WEIGHT: 199
BATS/THROWS: Left/Left
SCHOOL: Seton Hall University
DRAFT: 2007, 6th Round(MIL)
OBTAINED: First Year Player Draft

CAREER PITCHING RECORD

Year	Team	Org.	W	L	ERA	G	GS	CG	SH	SV	IP	H	R	ER	HR	BB	SO
2007	Helena- R	MIL	1	0	3.95	13	0	0	0	1	27.1	26	17	12	1	16	40
2008	West Virginia- A	MIL	7	9	5.75	25	23	0	0	0	97.0	97	66	62	8	42	98
2009	Wisconsin- A	MIL	3	2	2.55	11	8	0	0	1	53.0	45	18	15	3	17	53
	Brevard Cty- A	MIL	4	1	2.58	8	4	0	0	0	38.1	27	16	11	2	15	40
2010	Brevard Cty- A	MIL	7	6	3.64	25	21	0	0	1	133.2	124	61	54	9	41	142
	Huntsville-AA	MIL	0	1	0.00	1	1	0	0	0	4.1	5	4	0	0	1	4
	Nashville- AAA	MIL	1	0	7.20	1	1	0	0	0	5.0	6	4	4	1	3	2
Minor League Totals			23	19	3.96	84	58	0	0	3	358.2	330	186	158	24	135	379

Career Notes: 2010- Tied for fourth in the Florida State League with 142 strikeouts in just 133.2 innings... Following the season pitched in the Arizona Fall League with the Surprise Rafters and Phoenix Desert Dogs



Hunter Morris, 1B

#15

FULL NAME: Jeffrey Hunter Morris
OPENING DAY 2012 AGE: 23
BORN: 10/7/88 in Huntsville, AL
RESIDES: Huntsville, AL
HEIGHT: 6' 2"
WEIGHT: 200
BATS/THROWS: Left/Right
SCHOOL: Auburn
DRAFT: 2010, 4th Round (MIL)
OBTAINED: First-Year Player Draft

CAREER BATTING RECORD

Year	Team	Org.	AVG	G	AB	R	H	2B	3B	HR	RBI	SH	SF	BB	SO	SB
2010	Wisconsin- A	MIL	.251	71	291	38	73	19	4	9	44	0	0	20	58	7
2011	Brevard Cty- A	MIL	.271	126	501	75	136	28	5	19	67	0	7	18	84	0
2011	Huntsville- AA	MIL	.353	4	17	6	6	1	1	1	2	0	0	0	1	7
Minor League Totals			.266	201	809	119	215	48	10	29	113	0	7	38	143	14

Career Notes: 2010- Was named to the Florida State League midseason and postseason All-Star teams... ranked among the FSL league leaders in sacrifice flies (1st, 14), hits (3rd, 143) and batting average (6th, .294). 2009- Spent the entire season at Class-A Brevard County after being acquired in a trade with Chicago-AL prior to the season.

2012 HUNTSVILLE STARS



Josh Prince, OF

FULL NAME: Joshua C. Prince
OPENING DAY 2012 AGE: 24
BORN: 01/26/88 in Sulphur, LA
RESIDES: Sulphur, LA
HEIGHT: 6' 0"
WEIGHT: 180
BATS/THROWS: Right/Right
SCHOOL: Tulane University
DRAFT: 2009, 3rd Round (MIL)
OBTAINED: First-Year Player Draft

CAREER BATTING RECORD

Year	Team	Org.	AVG	G	AB	R	H	2B	3B	HR	RBI	SH	SF	BB	SO	SB
2008	Helena- RK	MIL	.298	36	141	32	42	5	1	0	8	0	2	33	25	26
2009	Wisconsin- A	MIL	.221	31	122	18	27	5	0	1	10	0	2	15	21	12
2010	Brevard Cty- A	MIL	.353	106	408	62	95	13	2	1	19	7	2	32	80	44
2011	Brevard Cty- A	MIL	.281	75	249	41	70	11	0	5	24	7	2	17	37	24
Minor League Totals			.254	248	920	153	234	34	3	7	61	14	8	97	163	106

Career Notes: 2010- Was named to the Florida State League midseason and postseason All-Star teams... ranked among the FSL league leaders in sacrifice flies (1st, 14), hits (3rd, 143) and batting average (6th, .294). 2009- Spent the entire season at Class-A Brevard County after being acquired in a trade with Chicago-AL prior to the season.



Jesus Sanchez, RHP

#27

FULL NAME: Jesus Enrique Sanchez
OPENING DAY 2010 AGE: 23
BORN: 9/24/87 in Valencia, Venezuela
RESIDES: Valencia, Venezuela
HEIGHT: 5' 11"
WEIGHT: 167
BATS/THROWS: Right/Right
SCHOOL:
DRAFT: 2004, Non-Drafted FA
OBTAINED: Free Agent, 1/10/11

CAREER PITCHING RECORD

Year	Team	Org.	W	L	ERA	G	GS	CG	SH	SV	IP	H	R	ER	HR	BB	SO
2008	GCL Phillies- R	PHI	0	0	0.00	1	0	0	0	0	1.0	0	0	0	0	1	0
2009	Lakewood- A	PHI	10	6	3.44	26	26	0	0	0	136.0	137	60	52	4	42	120
2010	Clearwater- A	PHI	9	7	2.99	23	22	1	0	0	129.1	109	47	43	9	33	84
Minor League Totals			19	13	3.21	50	48	1	0	0	266.1	246	107	95	13	76	204

Career Notes: 2010- Was released by Philadelphia on 12/10... 2008- Converted from catcher to pitcher and made one relief appearance with the Rookie Gulf Coast League Phillies

2012 HUNTSVILLE STARS



Cody Scarpetta, RHP

#23

FULL NAME: Cody Michael Payne Scarpetta
OPENING DAY 2012 AGE: 22
BORN: 8/25/88 in Rockford, IL
RESIDES: Rockford, IL
HEIGHT: 6' 3"
WEIGHT: 240
BATS/THROWS: Right/Right
SCHOOL: Guilford (IL) High School
DRAFT: 2007, 11th Round (MIL)
OBTAINED: First-Year Player Draft

CAREER PITCHING RECORD

Year	Team	Org.	W	L	ERA	G	GS	CG	SH	SV	IP	H	R	ER	HR	BB	SO
2008	AZ Brewers- R	MIL	1	0	0.57	6	5	0	0	0	15.2	8	1	1	0	8	27
2008	Helena- R	MIL	1	0	3.48	6	3	0	0	0	20.2	18	10	8	2	8	31
2009	Wisconsin- A	MIL	4	11	3.43	26	18	0	0	0	105.0	83	53	40	5	55	116
2009	Huntsville- AA	MIL	0	0	5.40	1	1	0	0	0	5.0	5	3	3	1	1	1
2010	Brevard Cty- A	MIL	7	12	3.87	27	27	1	0	0	128.0	120	61	55	4	67	142
Minor League Totals			13	23	3.51	66	54	1	0	0	274.1	234	128	107	12	139	317

Career Notes: 2010- Enters 2011 as the second-best prospect in the Brewers organization according to Baseball America while his curveball was rated best in the organization by that same publication... 2009- Held Midwest League opponents to a .217 batting average with 116 strikeouts in 105.0 innings.



R.J. Siedel, RHP

#27

FULL NAME: Jesus Enrique Sanchez
OPENING DAY 2012 AGE: 24
BORN: 9/24/87 in Valencia, Venezuela
RESIDES: Valencia, Venezuela
HEIGHT: 5' 11"
WEIGHT: 167
BATS/THROWS: Right/Right
SCHOOL:
DRAFT: 2004, Non-Drafted FA
OBTAINED: Free Agent, 1/10/11

CAREER PITCHING RECORD

Year	Team	Org.	W	L	ERA	G	GS	CG	SH	SV	IP	H	R	ER	HR	BB	SO
2008	GCL Phillies- R	PHI	0	0	0.00	1	0	0	0	0	1.0	0	0	0	0	1	0
2009	Lakewood- A	PHI	10	6	3.44	26	26	0	0	0	136.0	137	60	52	4	42	120
2010	Clearwater- A	PHI	9	7	2.99	23	22	1	0	0	129.1	109	47	43	9	33	84
Minor League Totals			19	13	3.21	50	48	1	0	0	266.1	246	107	95	13	76	204

Career Notes: 2010- Was released by Philadelphia on 12/10... 2008- Converted from catcher to pitcher and made one relief appearance with the Rookie Gulf Coast League Phillies

2012 HUNTSVILLE STARS



Tyler Thornburg, RHP

#30

FULL NAME: Tyler Michael Thornburg
OPENING DAY 2012 AGE: 23
BORN: 09/29/88 in Houston, TX
RESIDES: Houston, TX
HEIGHT: 6' 0"
WEIGHT: 190
BATS/THROWS: Right/Right
SCHOOL: Charleston Southern
DRAFT: 2010, 3rd Round (MIL)
OBTAINED: First-Year Player Draft

CAREER PITCHING RECORD

Year	Team	Org.	W	L	ERA	G	GS	CG	SH	SV	IP	H	R	ER	HR	BB	SO
2010	Helena- Rk	MIL	1	0	1.93	9	6	0	0	1	23.1	15	6	5	2	11	38
2011	Wisconsin- A	MIL	7	0	1.57	12	12	2	1	0	68.2	49	14	12	3	25	76
2011	Brevard Cty- A	MIL	3	6	3.57	12	12	0	0	0	68.0	45	30	27	5	33	84
Minor League Totals			11	6	2.47	33	30	2	1	1	160.0	109	50	44	10	69	198

Career Notes: 2010- Was named to the Florida State League midseason and postseason All-Star teams... ranked among the FSL league leaders in sacrifice flies (1st, 14), hits (3rd, 143) and batting average (6th, .294). 2009- Spent the entire season at Class-A Brevard County after being acquired in a trade with Chicago-AL prior to the season.



Rob Wooten, RHP

#35

FULL NAME: Robert D. Wooten
OPENING DAY 2012 AGE: 26
BORN: 7/21/85 in Goldsboro, NC
RESIDES: Fremont, NC
HEIGHT: 6' 1"
WEIGHT: 210
BATS/THROWS: Right/Right
SCHOOL: University of North Carolina
DRAFT: 2008, 13th Round (MIL)
OBTAINED: First-Year Player Draft

CAREER PITCHING RECORD

Year	Team	Org.	W	L	ERA	G	GS	CG	SH	SV	IP	H	R	ER	HR	BB	SO
2008	Helena- Rk	MIL	0	0	0.00	4	0	0	0	2	9.0	10	0	0	0	2	14
	West Virginia- A	MIL	1	0	2.38	10	0	0	0	4	22.2	14	6	6	0	4	30
2009	Brevard Cty- A	MIL	1	1	1.20	26	0	0	0	18	30.0	21	7	4	0	13	44
2009	Huntsville- AA	MIL	0	1	4.28	27	0	0	0	11	27.1	26	15	13	3	9	34
2010	Injured	MIL															
2011	Brevard Cty- A	MIL	2	0	2.53	12	0	0	0	1	21.1	15	6	6	0	3	18
2011	Huntsville- AA	MIL	3	3	3.38	36	0	0	0	7	42.2	41	20	16	3	15	41
Minor League Totals			7	5	2.65	115	0	0	0	43	153.0	127	54	45	6	43	181

2012 HUNTSVILLE STARS

2012 TRANSACTIONS, (cont.)

2011 INDIVIDUAL STATS

Position Player	POS	AVG	G	AB	R	H	2B	3B	HR	RBI	BB	SO	SB	OBP	SLG
Butler, Dayton	C	.165	27	85	6	14	3	1	0	8	8	32	0	.237	.224
Caufield, Chuck	OF	.265	33	102	15	27	7	0	3	16	2	27	3	.312	.422
Cline, Matt	INF	.237	91	274	45	65	12	2	2	19	36	54	3	.339	.318
Davis, Khris	OF	.210	35	124	10	26	7	1	2	16	10	23	0	.272	.331
De La Rosa, Anderson	C	.239	61	184	19	44	9	1	5	26	7	41	0	.278	.380
Gonzalez, Andy	INF	.306	44	147	21	45	12	0	3	17	31	30	0	.430	.449
Green, Taylor	3B	.364	3	11	2	4	1	0	0	3	0	3	0	.385	.455
Halton, Sean	1B	.298	116	439	49	131	39	1	7	65	32	83	6	.346	.440
Haydel, Lee	OF	.274	120	449	49	123	10	6	0	26	37	101	17	.329	.323
Jones, Brandon	OF	.239	68	230	35	55	13	2	4	34	31	59	1	.336	.365
Kjeldgaard, Brock	OF	.271	61	203	18	55	9	2	6	27	17	66	2	.341	.424
Komatsu, Erik	OF	.294	93	320	48	94	19	1	6	40	53	44	13	.393	.416
Lucroy, Jonathan	C	.273	4	11	3	3	1	0	0	4	6	1	1	.529	.364
Machado, Anderson	INF	.000	9	8	1	0	0	0	0	0	2	3	0	.200	.000
Maldonado, Martin	C	.264	64	208	24	55	13	0	3	34	19	56	2	.349	.370
Miranda, Sergio	2B	.270	109	356	49	96	16	2	0	29	30	41	6	.332	.326
Morris, Hunter	1B	.353	4	17	6	6	1	1	1	2	0	1	0	.353	.706
Ortiz, Yancarlos	INF	.063	9	16	0	1	0	0	0	0	2	4	1	.167	.063
Riggans, Shawn	C	.167	7	6	0	1	0	0	0	0	1	2	0	.286	.167
Sanchez, Juan	SS	.100	4	10	0	1	1	0	0	0	0	2	0	.100	.200
Schafer, Logan	OF	.302	50	189	31	57	9	4	0	19	17	25	10	.368	.392
Statia, Hainley	SS	.275	95	297	42	83	16	4	2	40	36	38	3	.355	.380
Wheeler, Zelous	3B	.272	65	228	34	62	20	0	8	32	30	49	7	.377	.465
Wilson, Steffan	INF	.236	123	419	48	99	17	1	6	50	36	90	4	.296	.325
Team Totals		.258	137	4507	566	1165	236	29	61	517	447	950	74	.331	.364

Pitcher	W	L	ERA	G	GS	CG	SHO	SV	IP	H	R	ER	HR	BB	SO
Bowman, Michael	6	12	5.27	26	26	0	0	0	135.0	167	81	79	19	57	61
Byrd, Darren	5	3	2.95	41	0	0	0	1	64.0	58	26	21	2	32	50
Caufield, Chuck	0	0	0.00	1	0	0	0	0	1.0	0	0	0	0	0	0
Dunn, Jameson	1	0	6.00	3	0	0	0	0	3.0	3	2	2	0	2	0
Fiers, Michael	5	3	2.64	22	8	0	0	5	61.1	42	21	18	7	14	63
Frerichs, Corey	1	0	9.00	7	0	0	0	0	11.0	16	15	11	2	7	8
Hand, Donovan	0	0	2.38	9	0	0	0	1	11.1	16	3	3	0	1	12
Heckathorn, Kyle	0	4	7.18	7	7	0	0	0	36.1	45	34	29	7	17	24
Henderson, Jim	4	1	2.64	22	0	0	0	5	30.2	22	9	9	3	8	39
Hinton, Robert	1	3	1.67	37	0	0	0	2	54.0	44	13	10	4	19	58
James, Justin	0	0	3.38	3	0	0	0	0	2.2	3	1	1	0	1	5
Luetge, Lucas	1	3	3.13	46	1	0	0	3	69.0	63	29	24	3	23	69
Machado, Anderson	0	0	9.00	2	0	0	0	0	2.0	6	2	2	0	0	1
Manzanillo, Santo	0	1	2.21	20	0	0	0	7	20.1	13	5	5	2	12	19
Meadows, Daniel	6	2	1.51	21	0	0	0	1	41.2	28	9	7	1	10	39
Mercedes, Rogue	0	3	6.95	27	0	0	0	4	33.2	52	28	26	7	19	35
Merklinger, Dan	9	9	4.10	28	28	1	0	0	158.0	156	87	72	18	57	133
Peralta, Willy	9	7	3.46	21	21	1	0	0	119.2	106	57	46	9	48	117
Sanchez, Jesus	4	7	4.91	30	17	0	0	1	99.0	104	60	54	13	47	66
Scarpetta, Cody	8	5	3.85	23	23	0	0	0	117.0	100	61	50	8	61	98
Seidel, R.J	1	4	5.87	9	4	0	0	0	30.2	34	24	20	6	12	26
Wooten, Robert	3	3	3.86	36	0	0	0	7	42.2	41	20	16	3	15	41
Wright, Chase	0	3	8.90	7	5	0	0	0	29.1	41	31	29	6	19	19
Team Totals	64	73	4.08	137	137	2	7	37	1173.1	1160	618	532	121	481	983

2011 DAY-BY-DAY

FIRST HALF (37-33, 3RD)

DATE	OPP	RESULT	WINNER/LOSER/SAVE	RECORD	TIME (DELAY)
04/07	AT Jacksonville	W, 4-1	Peralta/Trahern/Fiers	1-0	2:31
04/08	AT Jacksonville	L, 4-5	Andrelczyk/Mercedes	1-1	2:53
04/09	AT Jacksonville	W, 9-2	Sanchez/Hand	2-1	2:57
04/10	AT Jacksonville	L, 4-7	O'Gara/Scarpetta/Rosario	2-2	2:55
04/11	AT Jacksonville	W, 4-1	Fiers/Andrelczyk/Mercedes	3-2	2:38
04/12	SCHEDULED OFF DAY				
04/13	Carolina	W, 6-5	Peralta/Thompson/Mercedes	4-2	2:31
04/14	Carolina	W, 6-2	Merklinger/Avery/Luetge	5-2	2:50
04/15	Carolina	(Postponed: Rain... Rescheduled for 4/16)			
04/16(GM:1)	Carolina	W, 8-6 (7)	Byrd/Medina	6-2	2:15
04/16(GM:2)	Carolina	W, 3-2 (7)	Meadows/Hotchkiss/Hand	7-2	2:02
04/17	Carolina	W, 4-3	Meadows/Webb/Fiers	8-2	2:58
04/18	AT Chattanooga	L, 7-10	De La Rosa/Peralta/Guerra	8-3	3:10
04/19	AT Chattanooga	L, 1-4	Antonini/Merklinger/St. Clair, Cole	8-4	2:32
04/20	AT Chattanooga	L, 1-3	Savage/Sanchez/Lindblom	8-5	2:50
04/21	AT Chattanooga	W, 4-2	Byrd/Withrow/Fiers	9-5	3:00
04/22	AT Chattanooga	W, 7-3	Bowman/Jackson	10-5	2:55
04/23	Birmingham	W, 4-3	Luetge/Jones/Mercedes	11-5	2:34
04/24	Birmingham	W, 11-6	Merklinger/Zaleski	12-5	3:07
04/25	Birmingham	L, 2-6	Edwards/Sanchez/Infante	12-6	2:32
04/26	Birmingham	W, 7-3	Byrd/Jones	13-6	2:39
04/27	Birmingham	(Postponed: Rain... Rescheduled for 06/15)			
04/28	AT Mississippi	W, 6-5	Fiers/Pruneda	14-6	3:13
04/29	AT Mississippi	L, 4-6	Oberholzer/Peralta/Chapman	14-7	2:54
04/30	AT Mississippi	L, 2-7	Clemens/Meadows	14-8	3:06
May					
05/01	AT Mississippi	W, 3-2	Sanchez/Hoover/Fiers	15-8	2:52
05/02	AT Mississippi	L, 0-2	Gustafson/Scarpetta/Bullock	15-9	2:30
05/03	Jacksonville	(Postponed: Rain... Rescheduled for 05/05)			
05/04	Jacksonville	L, 5-7 (11)	Jennings/Mercedes	15-10	4:06
05/05(GM:1)	Jacksonville	L, 6-8 (8)	Jennings/ Byrd/Rosario	15-11	2:44
05/05(GM:2)	Jacksonville	W, 7-3 (7)	Meadows/Allison	16-11	1:59
05/06	Jacksonville	L, 11-12 (12)	Madden/Fiers	16-12	4:05
05/07	Jacksonville	W, 4-3	Hinton/Allison	17-12	2:21
05/08	SCHEDULED OFF DAY				
05/09	AT Tennessee	L, 2-10	Cabrera/Luetge	17-13	2:26
05/10	AT Tennessee	W, 7-5	Byrd/Raley/Fiers	18-13	3:14
05/11	AT Tennessee	W, 11-7	Dunn/Parker	19-13	3:10
05/12	AT Tennessee	L, 5-7	Whitenack/Sanchez/Dolis	19-14	2:44
05/13	AT Tennessee	L, 1-4	Rhoderick/Byrd/Parker	19-15	2:39
05/14	AT Jackson	L, 3-5	Ramirez/Peralta/Patterson	19-16	2:47
05/15	AT Jackson	L, 4-15	Grube/Merklinger	19-17	3:03
05/16	AT Jackson	L, 2-5	Carraway/Bowman	19-18	2:55
05/17	AT Jackson	L, 3-5	Vasquez/Sanchez/Patterson	19-19	2:45
05/18	AT Jackson	L, 4-6	Paredes/Meadows/Fields	19-20	3:04
05/19	Montgomery	L, 0-6	Barnese/Peralta/De Los Santos	19-21	2:43
05/20	Montgomery	W, 6-5	Frerichs/Quate	20-21	2:53
05/21	Montgomery	L, 6-9	Archer/Bowman	20-22	2:38
05/22	Montgomery	W, 8-3	Meadows/Cruz	21-22	3:00
05/23	Montgomery	W, 5-2	Seidel/Phillips/Byrd	22-22	2:45
05/25	AT Chattanooga	L, 4-12	Savage/Peralta	22-23	2:52
05/26	AT Chattanooga	(Postponed: Rain... Rescheduled for 05/27)			
05/27(GM:1)	AT Chattanooga	W, 5-0 (7)	Merklinger/Webster/Wooten	23-23	2:15
05/27(GM:2)	AT Chattanooga	W, 2-1 (7)	Meadows/Eovaldi	24-23	2:04
05/28	AT Chattanooga	W, 2-0	Bowman/Pfeiffer/Mercedes	25-23	2:50
05/29	AT Chattanooga	W, 5-3	Scarpetta/Withrow/Sanchez, Jesus	26-23	2:57
05/30	Tennessee	W, 4-3	Peralta/Raley/Wooten	27-23	2:37
05/31	Tennessee	L, 1-2	Dolis/Byrd	27-24	2:28
June					
06/01	Tennessee	L, 3-7	Rusin/Merklinger	27-25	2:25
06/02	Tennessee	L, 2-3	Beliveau/Luetge/Dolis	27-26	2:57
06/03	Tennessee	W, 7-2	Scarpetta/Coello/Henderson	28-26	2:43
06/04	AT Mobile	L, 0-5	Corbin/Peralta/Cook	28-27	2:52
06/05	AT Mobile	L, 0-4	Parker/Fiers	28-28	2:33 (:58 delay)
06/06	AT Mobile	W, 3-2	Merklinger/Roemer/Henderson	29-28	2:49
06/07	AT Mobile	L, 6-8	Newby/Bowman/Cook, Ryan	29-29	3:05 (:40 delay)

2011 DAY-BY-DAY

DATE	OPP	RESULT	WINNER/LOSER/SAVE	RECORD	TIME (DELAY)
06/08	AT Mobile	L, 6-11	Henry/Scarpetta	29-30	3:21
06/09	Jackson	W, 6-2	Peralta/Ramirez/Meadows	30-30	2:40
06/10	Jackson	W, 4-3 (11)	Henderson/Delabar	31-30	3:06
06/11	Jackson	W, 9-7	Wooten/Moran, Brian	32-30	3:05
06/12	Jackson	L, 1-3	Wilhelmsen/Bowman/Stanton	32-31	2:54
06/13	Jackson	W, 2-0	Scarpetta/Vasquez/Henderson	33-31	2:27
06/15(GM:1)	Birmingham	W, 8-3 (7)	Peralta/Santiago	34-31	1:57
06/15(GM:2)	Birmingham	W, 3-1 (7)	Fiers/Shirek/Henderson	35-31	1:50 (1:17 delay)
06/16	Birmingham	L, 3-7	Griffith/Merklinger	35-32	2:58
06/17	Birmingham	W, 6-5	Henderson/Omogrosso	36-32	2:44
06/18	Birmingham	W, 6-2	Scarpetta/Doyle/Luetge	37-32	2:30
06/19	Birmingham	L, 5-6	Lowe/Mercedes	37-33	3:08

SECOND HALF (27-40, 5th)

06/23	AT Carolina	L, 2-3	Klinker/Fiers/Boxberger, Brad	37-34	2:30 (:24 delay)
06/24	AT Carolina	W, 6-5	Wooten/Hamulack/Henderson	38-34	2:57
06/25	AT Carolina	L, 4-6 (10)	Boxberger/Hinton	38-35	3:29
06/26	AT Carolina	W, 10-6 (10)	Henderson/Freeman, Justin	39-35	3:49
06/27	AT Carolina	L, 2-9	Villarreal/Bowman	39-36	2:53
06/28	SCHEDULED OFF DAY				
06/29	Mississippi	W, 12-0	Fiers/Kawakami	40-36	2:44
06/30(GM:1)	Mississippi	L, 1-8 (7)	Delgado/Scarpetta	40-37	2:13
06/30(GM:2)	Mississippi	W, 7-2 (7)	Meadows/Pruneda/Benino	41-37	2:20

July

07/01	Mississippi	W, 3-2	Merklinger/Vizcaino/Wooten	42-37	2:45
07/02	Mississippi	W, 4-1	Peralta/Oberholtzer/Hinton	43-37	2:28
07/03	Mississippi	L, 2-6	Clemens/Bowman	43-38	3:18
07/04	AT Chattanooga	W, 11-1	Fiers/Corcoran	44-38	2:48
07/05	AT Chattanooga	W, 3-2	Scarpetta/St. Clair/Hinton	45-38	2:50
07/06	AT Chattanooga	L, 4-5	Webster/Merklinger/Lindblom	45-39	2:48
07/07	AT Chattanooga	W, 3-1 (14)	Byrd/Martin	46-39	4:53 (:15 delay)
07/08	Carolina	(Postponed: Wet Grounds... Rescheduled for 07/09)			
07/09(GM:1)	Carolina	L, 3-7 (7)	Klinker/Bowman	46-40	2:28
07/09(GM:2)	Carolina	L, 5-8 (7)	Joseph/Henderson	46-41	3:01
07/10	Carolina	(Postponed: Rain... Rescheduled for 07/11)			
07/11(GM:1)	Carolina	L, 2-6 (7)	Avery/Merklinger/Gustafson	46-42	2:15
07/11(GM:2)	Carolina	L, 2-6 (7)	Hynick/Seidel	46-43	2:09
07/12	SCHEDULED OFF DAY				
07/13	AT Montgomery	L, 1-5	Barnese/Scarpetta	46-44	2:42 (1:38 delay)
07/14	AT Montgomery	W, 6-3	Peralta/Archer/Wooten	47-44	2:55
07/15	AT Montgomery	(Postponed: Rain... Rescheduled for 07/17)			
07/16	AT Montgomery	L, 4-5	De Los Santos/Hinton/Quate	47-45	2:35
07/17(GM:1)	AT Montgomery	L, 3-4 (7)	Moore, Matt/Bowman/Quate	47-46	2:06 (1:48 delay)
07/17(GM:2)	AT Montgomery	W, 5-2 (7)	Merklinger/Dyer	48-46	2:02
07/18	AT Montgomery	W, 8-2	Scarpetta/Barnese	49-46	2:35
07/20	Chattanooga	L, 1-3	Wall/Wooten/Lindblom	49-47	2:52
07/21	Chattanooga	L, 3-4	Tolleson/Sanchez/Rice	49-48	3:02
07/22	Chattanooga	W, 3-2	Wooten/Wall	50-48	2:50
07/23	Chattanooga	L, 4-5	Tolleson/Hinton	50-49	3:31
07/24	Chattanooga	L, 2-4	Martin/Luetge/Lindblom	50-50	3:12
07/26	AT Birmingham	W, 5-2	Peralta/Griffith	51-50	3:01
07/27	AT Birmingham	L, 1-3	Kloess/Heckathorn/Jones	51-51	2:27 (:27 delay)
07/28	AT Birmingham	L, 2-3	Leesman/Bowman/Carter	51-52	2:47
07/29	AT Birmingham	W, 2-1	Merklinger/Septimo/Wooten	52-52	2:28
07/30	AT Birmingham	W, 7-1	Scarpetta/Edwards	53-52	2:44
07/31	Carolina	W, 1-0	Peralta/Shunick/Wooten	54-52	2:15

2011 HVL STARS DAY-BY-DAY

DATE	OPP	RESULT	WINNER/LOSER/SAVE	RECORD	TIME (DELAY)
08/01	Carolina	L, 1-13	Villarreal/Heckathorn	54-53	3:03
08/02	Carolina	W, 8-1	Bowman/Hynick	55-53	3:01
08/03	Carolina	L, 6-7	Mobley/Wooten/Joseph	55-54	3:17
08/04	Carolina	(Cancelled: Rain)			
08/05	Tennessee	(Postponed: Wet	Grounds... Rescheduled for 08/06)		
08/06(GM:1)	Tennessee	L, 2-5 (7)	Searle/Peralta/Dolis	55-55	2:17
08/06(GM:2)	Tennessee	W, 3-2 (7)	Scarpetta/Carrillo/Manzanillo	56-55	2:12
08/07	Tennessee	L, 4-11	Stevens/Heckathorn	56-56	2:53 (1:05 delay)
08/08	Tennessee	(Postponed: Wet	Grounds... Rescheduled for 08/09)		
08/09(GM:1)	Tennessee	L, 0-8 (7)	Bibens-Dirkx/Bowman	56-57	2:29
08/09(GM:2)	Tennessee	L, 2-4 (7)	Rhoderick/Merklinger/Dolis	56-58	2:16
08/10	SCHEDULED OFF DAY				
08/11	AT Jackson	L, 5-6 (14)	Moran/Manzanillo	56-59	4:35
08/12	AT Jackson	L, 6-11	Paxton/Heckathorn	56-60	2:55
08/13	AT Jackson	W, 6-3	Bowman/Gillheaney/Manzanillo	57-60	2:30
08/14	AT Jackson	L, 2-3	Penney/Wooten/Pryor	57-61	2:54
08/15	AT Jackson	W, 1-0	Sanchez/Carraway/Manzanillo	58-61	2:42
08/16	AT Mississippi	L, 4-5	Cody/Wright/Sullivan	58-62	3:23
08/17	AT Mississippi	L, 3-12	Spruill/Seidel	58-63	3:05
08/18	AT Mississippi	W, 5-4	Bowman/Avilan/Manzanillo	59-63	3:01
08/19	AT Mississippi	L, 0-3	Shafer/Merklinger/Pruneda	59-64	2:41
08/20	AT Mississippi	L, 1-3	Lugo/Sanchez/Bullock	59-65	2:41 (:14 delay)
08/21	Birmingham	L, 3-6	Doyle/Wright/Jones	59-66	2:33 (:09 delay)
08/22	Birmingham	L, 2-3	Santiago/Seidel/Carter	59-67	2:21
08/23	Birmingham	W, 5-2	Bowman/Leesman/Manzanillo	60-67	2:23
08/24	Birmingham	W, 4-0	Merklinger/Shirek/Luetge	61-67	2:42
08/25	Birmingham	L, 2-4	Edwards/Sanchez/Jones	61-68	2:50
08/26	AT Jackson	L, 2-10	Carraway/Wright	61-69	2:27
08/27	AT Jackson	L, 1-6	Kasperek/Seidel	61-70	2:35
08/28	AT Jackson	L, 6-7	Cooper/Bowman/Pryor	61-71	2:55
08/29	AT Jackson	W, 6-4	Merklinger/Hensley/Manzanillo	62-71	2:52
08/30	AT Jackson	W, 6-3	Sanchez/Paredes/Wooten	63-71	2:42
SEPTEMBER					
09/01	Mobile	W, 7-6	Henderson/Corbin/Manzanillo	64-71	2:39
09/02	Mobile	L, 0-2	Henry/Bowman/Ortega	64-72	2:47
09/03	Mobile	L, 5-6	Zavada/Merklinger/Woodall	64-73	2:45 (:21 delay)
09/04	Mobile	(Postponed: Rain... Rescheduled for 09/05)			
09/05(GM:1)	Mobile	(Cancelled: Rain)			
09/05(GM:2)	Mobile	(Cancelled: Rain)			

BATTING RECORDS

INDIVIDUAL BATTING, GAME

Most Runs	5, Scott Sollmann, 7/24/99
Most Hits	6, Gary Jones, 7/18/86
Most Singles	5, Craig Paquette, 7/18/91
Most Doubles	3, several times, last: Corey Hart, 8/31/03
Most Triples	2, several times, last: Mat Gamel, 4/27/08
Most Home Runs	3, Jose Canseco, 6/24/85 & Pete Zoccolillo, 8/23/02
Most RBI	9, Jose Canseco, 6/24/85
Most Walks	5, Gary Jones, 8/14/86 & Steve Sollmann, 4/16/07
Most Grand Slams	2, Demond Smith, 6/28/97
Most Stolen Bases	4, several times, last: Dave Krynzal, 5/24/03

INDIVIDUAL BATTING, SEASON

Most Games	139, Eric Fox, 1989
Highest Batting Average360, Angel Salome, 2008
Highest Slugging Percentage612, Eric Chavez, 1998
Most At-Bats	559, Mike Coolbaugh, 1997
Most Runs	129, Mike Neill, 1997
Most Hits	179, Alcides Escobar, 2008
Longest Hitting Streak	22, Mickey Lopez, 8/2/2000 - 8/25/2000
Most Doubles	40, DT Cromer, 1997 & Corey Hart, 2003
Most Triples	18, Luis Polonia, 1985
Most Home Runs	31, Rob Nelson, 1985
Most Consecutive Games, Home Run	5, Mark McGwire, 4/26/1986 - 4/29/1986
Most Home Runs in a Month	11, Jose Canseco, April 1985
Most Grand Slams	3, Danny Ardoin, 1998 & Corey Hart, 2003
Most RBI	132, Terry Steinbach, 1986 & Mike Coolbaugh, 1997
Most Consecutive Games, RBI	17, Mark Sobolewski, 4/18/94 - 5/4/94
Most Total Bases	303, Mike Coolbaugh, 1997
Most Walks	128, Gary Jones, 1986
Most Strikeouts	163, Brendan Katin, 2007
Most Stolen Bases	61, Stan Javier, 1985
Most Consecutive Games, Stolen Base	5, Mel Stocker, 8/10/07 - 8/14/07 & Michael Brantley, 6/21/08 - 6/26/08
Most Caught Stealing	21, Dave Krynzal, 2003
Most Sacrifice Hits	25, Angel Escobar, 1989
Most Hit By Pitch	28, Rickie Weeks, 2004

INDIVIDUAL BATTING, CAREER

Most Seasons	7, Mike Jones, 2003-04, 2006-10
Most Games	370, Jason Wood, 1993, '94, and '96
Highest Batting Average333, Jim Bowie, 1993
Highest Slugging Percentage542, Mike Coolbaugh, 1997
Most At-Bats	1,329, Jason Wood, 1993, '94, and '96
Most Runs	183, Gary Jones, 1986 and '89
Most Hits	341, Jason Wood, 1993 - '94, and '96
Longest Hitting Streak	22, Mickey Lopez, 8/2/2000 - 8/25/2000
Most Doubles	79, Drew T. Anderson, 2006-07, '09-'10
Most Triples	20, Demond Smith, 1997 - '98
Most Home Runs	46, Josh Klimek, 1999 - '01
Most Grand Slams	3, Danny Ardoin, 1998 & Corey Hart, 2003

BATTING RECORDS

INDIVIDUAL BATTING, CAREER (cont.)

Most RBI	204, Terry Steinbach, 1985 - '86
.....	& Jason Wood, 1993 - '94, and '96
Most Total Bases.....	509, Jason Wood, 1993 - '94, and '96
Most Walks.....	235, Gary Jones, 1986, and '89
Most Strikeouts	284, Brad Nelson, 2003 - '06
Most Stolen Bases	97, Kerwin Malone, 1994 and '98
Most Caught Stealing	33, Kerwin Malone, 1994 and '98
Most Sacrifice Hits	36, Callix Crabbe, 2005 - '06
Most Hit By Pitch	32, Toby Kominek, 1999 - 2000

TEAM BATTING, GAME

Most Player Used	8, several times, last: 7/20/05 vs MOB
Most At-Bats.....	78, 7/17/91 at MEM
Most Runs	22, 7/18/97 vs CHA
Most Runs, Both Teams.....	35, 4/17/88 vs ORL
Most Runs, Inning.....	13, 5/12/07 at CAR
Most Hits	23, 7/18/97 vs CHA
Most Singles	20, 4/16/93 vs CAR
Most Doubles	9, 4/15/91 vs JAX
Most Triples.....	3, 5/7/86 at CHA
Most Home Runs.....	7, 7/18/97 vs CHA
Most Home Runs, Both Teams	9, 7/9/86 vs COL
Most Extra-Base Hits	13, 4/30/08 vs MTG
Most Total Bases.....	12, 5/30/07 vs MTG
Most Walks	19, 4/20/89 vs COL
.....	& 7/21/93 at GRN
Most Strikeouts	19, 5/1/88 vs CHT
Most Stolen Bases	8, 5/25/87 at KNX
Most Caught Stealing	4, several time, last: 6/8/03 vs CHA
Most Sacrifice Hits	5, several times, last: 8/11/07 vs BIR
Most Sacrifice Flies.....	4, several times, last: 4/16/98 at MOB
Most GIDP	5, 8/11/86 vs KNX

TEAM BATTING, SEASON

Most Player Used	47, 1999
Highest Batting Average289, 1986
Lowest Batting Average231, 1991
Most At-Bats.....	4,821, 1992
Most Runs	942, 1997
Fewest Runs	542, 1988
Most Hits	1,380, 1997
Most Singles	1,009, 1986
Most Doubles	281, 1997
Most Triples.....	47, 2007
Most Home Runs.....	164, 1997
Fewest Home Runs.....	57, 1988
Most Grand Slams	10, 1996
Most 10+ Hit Games, Season	70, 1997
Fewest 10+ Hit Games, Season	38, 2004
Most RBI.....	871, 1997
Most Extra-Base Hits	479, 1997
Most Total Bases.....	2,221, 1997
Most Walks.....	757, 1989
Most Strikeouts	1,089, 2010
Most Stolen Bases	178, 1999
Most Caught Stealing	87, 2002
Most Sacrifice Hits.....	90, 2008
Most Sacrifice Flies.....	79, 1999

PITCHING RECORDS

INDIVIDUAL PITCHING, GAME

Most Hits Allowed	15, Kirk McDonald, 6/2/88
.....	& Benito Baez, 8/7/98
Most Runs Allowed.....	12, Russ Cormier, 5/22/91
.....	& Al Hawkins, 7/23/99
Most Earned Runs Allowed	12, Russ Cormier, 5/22/91
Most Home Runs Allowed	4, Don Wengert, 7/25/94
.....	& Stacy Hollins, 5/23/96
Most Strikeouts	13, several times, last: Steve Karsay, 8/9/93
Most Walks.....	9, Tim Belcher, 4/24/85
.....	& Weston Webster, 6/2/89
Most Balks	3, Bruce Walton, 4/27/88
Most Wild Pitches.....	5, Lindsay Gulin, 7/13/07

INDIVIDUAL PITCHING, SEASON

Most Games	60, Scott Huntsman, 2000
Most Consecutive Games.....	4, Doug Scherer, 8/9/86 - 8/12/86
.....	& Steve Shoemaker, 8/3/94 - 8/8/94
Most Games Started.....	29, several times, last: Bobby Chouinard, 1995
Most Decisions	22, several times, last: Michael Bowman, 2010
Lowest Earned Run Average (min. 110 IP).....	1.78, Scott Baker, 1995
Highest Winning Percentage(min. 10 decisions)824, Dan Eskew, 1990
Most Wins	14, Dan Eskew, 1990
.....	& Bobby Chouinard, 1995
Most Wins, Relief	8, several times, last: Andy Kimball, 2001
Most Losses.....	16, Curtis Shaw, 1993
Most Saves	33, Todd Revenig, 1992
Most Consecutive Saves	8, Todd Revenig, 1992
Most Shutouts.....	3, Todd Burns, 1986
.....	& Wally Whitehurst, 1987
Most Innings Pitched.....	183.1, Wally Whitehurst, 1987
Most Consecutive Scoreless Innings.....	36.0, Mark DiFelice, 5/27/07 - 7/4/07
Most Hits Allowed	216, Bill King, 1997
Most Runs Allowed.....	119, Kirk McDonald, 1988
Most Earned Runs Allowed	94, Kirk McDonald, 1988
.....	& Will Schock, 1989
Most Home Runs Allowed	24, Will Schock, 1989
.....	& Greg Beck, 1999
Most Strikeouts	163, Ray Young, 1989
Most Strikeouts, Relief	7, several times, last: Brian Mallette, 6/18/01
Most Walks.....	109, Ray Young, 1989
Most Intentional Walks	9, Mike Maurer, 1996
Most Hit Batters	14, Curtis Shaw, 1993
Most Balks	12, Ray Young, 1989
Most Wild Pitches.....	19, Curtis Shaw, 1993
.....	& Bret Wagner, 1996

INDIVIDUAL PITCHING, CAREER

Most Games	136, Derek Lee, 1999 - 2003
Most Starts	98, Derek Lee, 1999 - 2003
Most Complete Games.....	7, Wally Whitehurst, 1986 -1987
Lowest ERA (min. 162.0 IP).....	2.85, Steve Phoenix, 1991 - '94, and '97
Most Wins	42, Derek Lee, 1999 - 2003
Most Losses.....	35, Derek Lee, 1999 - 2003
Most Saves	33, Todd Revenig, 1991 - '92
Highest Winning Percentage (min. 15 decisions)800 John Wasdin, 1994
Most Shutouts.....	4, Todd Burns, 1985 - '86

PITCHING RECORDS

INDIVIDUAL PITCHING, CAREER (cont.)

Most Innings Pitched	648.1, Derek Lee, 1999 - 2003
Most Hits Allowed	660, Derek Lee, 1999 - 2003
Most Runs Allowed.....	289, Derek Lee, 1999 - 2003
Most Earned Runs Allowed	233, Derek Lee, 1999 - 2003
Most Home Runs Allowed	44, Will Schock, 1988 - '90
.....	& Derek Lee, 1999 - 2003
Most Strikeouts	436, Derek Lee, 1999 - 2003
Most Walks	204, Derek Lee, 1999 - 2003
Most Intentional Walks	16, Stacy Hollins, 1995 - '97
Most Hit Batters	23, Derek Lee, 1999 - 2003
Most Balks	13, Kirk McDonald, 1986 - '88
Most Wild Pitches.....	35, Stacy Hollins, 1995 - '97

TEAM PITCHING, GAME

Most Pitchers Used	8, several time, last: 7/20/05 vs MOB
Most Hits Allowed	24, 7/6/97 vs CAR (extra innings)
.....	9-inning game: 23, 6/15/97 vs MOB
Most Runs Allowed.....	19, 7/19/86 vs CHA
.....	& 5/21/89 vs CHT
Most Runs Allowed, Inning.....	11, 6/3/99 vs WTN (8th inning)
Most Home Runs Allowed	7, 7/18/97 vs CHA
Most Strikeouts	21, 8/6/02 vs CHA
Most Walks	14, 7/30/00 vs MOB
Most Hit Batters	4, 8/2/02 vs WTN
Most Wild Pitches.....	5, 7/13/07 at CHA

TEAM PITCHING, SEASON

Most Pitchers Used	47, 1999
Most Complete Games.....	20, 1985
Fewest Complete Games.....	1, 1995
.....	& 2004
Most Shutouts	14, several times, last 2002
Fewest Shutouts	1, 1998
Lowest ERA	3.17, 2003
Highest ERA	5.16, 1997
Most Saves	47, 1990
Fewest Saves	22, 1996
Most Hits Allowed	1,443, 1997
Fewest Hits Allowed	1,133, 1994
Most Runs Allowed.....	833, 1988
Fewest Runs Allowed.....	536, 1994
Most Home Runs Allowed	146, 1999
Fewest Home Runs Allowed	71, 1994
Most Strikeouts	1,085, 2001
Fewest Strikeouts	678, 1988
Most Walks	1,085, 2001
Fewest Walks	678, 1998
Most Hit Batters	83, 2010
Fewest Hit Batters	18, 1987
Most Balks	50, 1988
Fewest Balks	3, 2001
Most Wild Pitches.....	92, 1996
Fewest Wild Pitches.....	48, 1992

FIELDING RECORDS

INDIVIDUAL FIELDING

Most Games, Season

Catcher	122, Terry Steinbach, 1986
First Base	137, Rob Nelson, 1985
Second Base	132, Jeff Pickler, 2001
Shortstop	136, Angel Escobar, 1989
Third Base	138, Chris Barnwell, 2004
Outfield	139, Eric Fox, 1989
Pitcher	60, Scott Huntsman, 2000

Most Putouts, Season

Catcher	744, Lou Palmisano, 2007
First Base	1,253, Jose Tortentono, 1986
Second Base	303, Mark Sobolewski, 1994
Shortstop	231, Alcides Escobar, 2008
Third Base	127, Chris Barnwell, 2004
Outfield	363, Stan Javier, 1985
Pitcher	21, Bob Bennett, 1995

Most Assists, Season

Catcher	120, Brian Moon, 2000
First Base	104, Tyler Brillinski, 1987
Second Base	366, Mark Sobolewski, 1994
Shortstop	429, Alcides Escobar, 2008
Third Base	302, Mike Coolbaugh, 1997
Outfield	19, Ron Acuna, 2006
Pitcher	40, Derek Lee, 2002

Most Errors, Season

Catcher	22, Terry Steinbach, 1985
First Base	23, Rob Nelson, 1985
Second Base	25, Brett Lawrie, 2010
Shortstop	44, Angel Escobar, 1989
Thirdbase	38, Scott Hemond, 1988
.....	& Stan Royer, 1990
Outfield	15, Steve Howard, 1987
Pitcher	8, Ray Young, 1989

Most Errors, Game

Catcher	2, several times, last: Kade Johnson, 7/19/03
First Base	3, Rob Nelson, 5/11/85
Second Base	4, David Newhan, 7/14/97
Shortstop	4, Jerry Peguero, 6/17/88
Thirdbase	3, several times, last: Michael Garciaparra, 7/12/08
Outfield	3, Eric Fox, 8/3/89
Pitcher	3, Derek Lee, 7/1/01

Most Double Plays, Season

Catcher	12, Eric Helfand, 1993
First Base	129, DT Cromer, 1997
Second Base	77, Mark Sobolewski, 1994
Shortstop	97, Miguel Tejada, 1997
Third Base	35, Mike Coolbaugh, 1997
Outfield	6, Mike Conte 1991
.....	& Chad Green, 2000
Pitcher	5, Derek Lee, 2002
.....	& Derek Lee, 2003

FIELDING & MISCELLANEOUS RECORDS

INDIVIDUAL FIELDING (cont.)

Highest Fielding Percentage, Season

Catcher	1.000, Jorge Brito, 1990
First Base998, David Gilbralter, 2001
Second Base984, Joe Xavier, 1987
Shortstop981, Alcides Escobar, 2007
Third Base954, Ray Thoma, 1985
Outfield	1.000, Pat Dietrick, 1988
Pitcher	1.000, Derek Lee, 2002
Most Passed Balls, Season	23, Jeff Alfano, 1999
Most Passed Balls, Game	4, Jeff Winchester, 8/5/05 vs MIS

CLUB FIELDING, GAME

Most Assists	34, 6/10/90 vs KNX (18 innings)
Most Double Plays	5, 9/3/00 vs MOB & 8/25/08 vs MIS
Most Passed Balls	4, 8/5/05 vs MIS
Most Errors	7, 5/11/85 vs ORL & 8/3/89 vs CHT

CLUB FIELDING, SEASON

Highest Fielding Percentage980, 2007
Lowest Fielding Percentage961, 1991
Most Putouts	3,817, 1988
Fewest Putouts	3,598, 2007
Most Assists	1,663, 1995
Fewest Assists	1,372, 2006 & 2007
Most Double Plays	157, 1997
Fewest Double Plays	80, 2010
Most Triple Plays	1, 8/2/02 vs JAX , 8/23/05 vs MOB & 4/26/08 vs JAX
Most Passed Balls	34, 1996
Fewest Passed Balls	4, 2007
Most Errors	213, 1991
Fewest Errors	103, 2007

MISCELLANEOUS, GAME

Highest Attendance, Joe Davis Stadium	13,875, 7/5/96 vs BIR
Lowest Attendance, Joe Davis Stadium	413, 4/12/04 vs CAR
Highest Attendance, Home Opener	10,022, 4/19/85 vs BIR
Lowest Attendance, Home Opener	1,361, 4/7/90 vs CHT
Highest, Home	13,875, 7/5/96 vs BIR
Shortest Game, Time	1:10, 4/8/05 at CAR (4 1/2 innings)
.....	9-inning game: 1:51, 5/1/86 vs ORL
Longest Game, Time	6:37, 6/2/89 at BIR
.....	9-inning game: 4:16, 8/17/89
Longest Game, Innings	23, 8/6/98 at GRN
Most Consecutive Extra-Inning Games	3, 6/28/90 - 6/30/90

MISCELLANEOUS, SEASON

Most Rainouts, Season	9, 1985
.....	, 2001
.....	& 2007
Most Extra-Inning Games, Season	18, 2006
Fewest Extra-Inning Games, Season	5, 1993
Most Doubleheaders, Season	13, 1985
Most One-Run Decisions, Season	61, 1994
Fewest One-Run Decisions, Season	28, 1998

ALL-TIME TOP TEN

INDIVIDUAL BATTING, SEASON

AT-BATS

1. Mike Coolbaugh, 1997	559
2. Brett Lawrie, 2010	554
3. Scott Brosius, 1990	547
4. Alcides Escobar, 2008	546
5. D.T. Cromer, 1997	545
6. Jose Tolentino, 1986	540
7. Tony Gwynn, Jr., 2004	534
8. Scott Spiezio, 1995	528
9. Stan Royer, 1990	527
10. Jeff Pickler, 2001	523

HITS

1. Alcides Escobar, 2008	179
2. D.T. Cromer, 1997	176
3. Mike Coolbaugh, 1997	172
4. Jose Tolentino, 1986	170
5. Jim Bowie, 1993	167
Mat Gamel, 2008	167
7. Mike Neill, 1997	165
8. Terry Steinbach, 1986	164
9. Scott Brosius, 1990	162
10. Brett Lawrie, 2010	158

DOUBLES

1. D.T. Cromer, 1997	40
Corey Hart, 2003	40
3. Scott Brosius, 1990	39
Sean Halton, 2011	39
5. Cole Gillespie, 2008	38
6. Joe Xavier, 1987	37
Mark Sobolewski, 1994	37
Mike Coolbaugh, 1997	37
9. Brett Lawrie, 2010	36
10. Tyler Brilinski, 1987	35
Rickie Weeks, 2004	35
Mat Gamel, 2008	35

HOME RUNS

1. Rob Nelson, 1985	32
2. Mike Coolbaugh, 1997	30
3. Dann Howitt, 1989	26
T.R. Marcinczyk, 1998	26
5. Jose Canseco, 1985	25
6. Terry Steinbach, 1986	24
Ben Grieve, 1997	24
Brendan Katin, 2007	24
9. Scott Brosius, 1990	23
Troy Neel, 1991	23
Prince Fielder, 2004	23

TOTAL BASES

1. Mike Coolbaugh, 1997	303
2. Scott Brosius, 1990	274
3. Terry Steinbach, 1986	273
4. D.T. Cromer, 1997	273
Mat Gamel, 2008	273
6. Dann Howitt, 1989	253
7. Brett Lawrie, 2010	250
8. Jose Tolentino, 1986	246
9. Jim Bowie, 1993	244
10. T.R. Marcinczyk, 1998	242

RUNS

1. Mike Neill, 1997	129
2. Gary Jones, 1986	116
3. Terry Steinbach, 1986	113
4. Stan Javier, 1985	105
5. Mike Coolbaugh, 1997	100
D.T. Cromer, 1997	100
Ben Grieve, 1997	100
8. Kerwin Moore, 1994	97
9. Mat Gamel, 2008	96
10. Alcides Escobar, 2008	95

SINGLES

1. Alcides Escobar, 2008	142
2. Jeff Pickler, 2001	131
3. Darryl Vice, 1992	127
4. Jose Tolentino, 1986	126
5. Mike Neill, 1997	119
Jim Bowie, 1993	119
7. Mike Bordick, 1988	115
D.T. Cromer, 1997	115
9. Luis Polonia, 1985	114
10. 4 Player Tied	111

TRIPLES

1. Luis Polonia, 1985	18
2. Brett Lawrie, 2010	16
3. Demond Smith, 1996	14
4. Hernan Iribarren, 2007	12
5. Dave Krynzal, 2003	11
6. Mel Stocker, 2007	10
7. Stan Javier, 1985	8
Scott Spiezio, 1995	8
9. Joe Xavier, 1987	7
Mat Gamel, 2008	7
Lee Haydel, 2010	7

RUNS BATTED IN

1. Terry Steinbach, 1986	132
Mike Coolbaugh, 1997	132
3. D.T. Cromer, 1997	121
4. Dann Howitt, 1989	111
5. Ben Grieve, 1997	108
6. Jose Tolentino, 1987	105
7. Jim Bowie, 1993	101
8. Rob Nelson, 1985	98
Ramon Hernandez, 1998	98
10. Miguel Tejada, 1997	97

BATTING AVERAGE (min. 378 PA)

1. Angel Salome, 2008360
2. Mike Neill, 1997340
3. Jim Bowie, 1993333
4. Mat Gamel, 2008329
5. Alcides Escobar, 2008328
Ben Grieve, 1997328
Eric Chavez, 1998328
8. Terry Steinbach, 1986325
9. D.T. Cromer, 1997323
10. Michael Brantley, 2008319

ALL-TIME TOP TEN

INDIVIDUAL BATTING, SEASON (cont.)

WALKS

1. Gary Jones, 1986	128
2. Stan Javier, 1985	112
3. Gary Jones, 1989	107
4. Dave Wilder, 1986	100
5. Kerwin Moore, 1994	96
6. Terry Steinbach, 1986	94
7. Angel Escobar, 1989	90
8. Kerwin Moore, 1998	88
9. Mike Bordick, 1988	87
10. Rob Nelson, 1985	86
Darryl Vice, 1992	86

STRIKEOUTS

1. Brendan Katin, 2007	163
2. Brad Nelson, 2004	146
3. Steve Howard, 1987	142
4. Rob Nelson, 1985	137
5. Steve Moss, 2006	136
6. Steve Howard, 1987	134
7. Marcos Armas, 1992	133
8. Jeff Deardorff, 2002	131
9. T.R. Marcinczyk, 1993	127
10. Mark Bellhorn, 1996	124
Steve Moss, 2007	124

CAUGHT STEALING

1. Dave Krynzal, 2003	21
2. Luis Polonia, 1985	20
3. Kerwin Moore, 1994	19
4. Gary Jones, 1986	17
Scott Hemond, 1989	17
6. Roberto Vaz, 1998	16
Tony Gwynn, Jr., 2004	16
Hernan Iribarren, 2007	16
9. 6 Players Tied	15

SLUGGING PERCENTAGE (min. 378 PA)

1. Eric Chavez, 1998612
2. Ben Grieve, 1997610
3. Angel Salome, 2008559
4. Mike Coolbaugh, 1997542
5. Terry Steinbach, 1986541
6. Mat Gamel, 2008537
7. Troy Neel, 1991525
8. Josh Klimek, 2001510
9. Scott Brosius, 1990501
D.T. Cromer, 1997501

SACRIFICE FLIES

1. Jason Wood, 1994	15
2. Scott Spiezio, 1995	14
3. Jason Wood, 1996	11
4. Roberto Vaz, 1998	10
5. Scott Brosius, 1990	9
Corey Hart, 2003	9
6. 7 Players Tied	8

HIT BY PITCH

1. Rickie Weeks, 2004	28
2. Steve Sollmann, 2007	25
3. Ramon Hernandez, 1998	19
4. Toby Kominek, 1999	18
Shane Justis, 2009	18
6. Matt LaPorta, 2008	15
7. George Williams, 1993	14
Toby Kominek, 2000	14
9. Mark Sobolewski, 1994	13
Jared Mathis, 2000	13

STOLEN BASES

1. Stan Javier, 1985	61
2. Kerwin Moore, 1994	54
3. Eric Fox, 1989	49
4. Scott Hemond, 1989	45
5. Kerwin Moore, 1998	43
Dave Krynzal, 2003	43
7. Luis Polonia, 1985	39
8. Lee Tinsley, 1991	36
9. Jim Buccheri, 1991	35
Mel Stocker, 2007	35

ON-BASE PERCENTAGE (min. 378 PA)

1. Gary Jones, 1989474
2. Gary Jones, 1986464
3. Ben Grieve, 1997455
4. Dave Wilder, 1986434
5. Terry Steinbach, 1986430
6. Mike Neill, 1997427
7. Stan Javier, 1985419
8. Angel Salome, 2008415
9. Troy Neel, 1991410
10. Scott Lydy, 1992409

SACRIFICE HITS

1. Angel Escobar, 1989	25
2. Callix Crabbe, 2005	20
3. Callix Crabbe, 2006	16
4. Scott Hemond, 1989	13
Hernan Iribarren, 2007	13
6. Joe Xavier, 1987	12
David Francisco, 1996	12
Kennard Bibbs, 2005	12
Freddy Parejo, 2008	12
10. Eric Fox, 1989	11
Tack Wilson, 1990	11

ALL-TIME TOP TEN

INDIVIDUAL BATTING, CAREER

GAMES

1. Jason Wood.....	370
2. Jared Mathis.....	344
3. Josh Klimek.....	327
4. Brad Nelson.....	311
5. Scott Hemond.....	307
6. Drew Anderson.....	302
7. Brandon Gemoll.....	278
8. Webster Garrison.....	273
9. Kevin Dattola.....	271
Tony Gwynn, Jr.....	271

PLATE APPEARANCES

1. Jason Wood.....	1,538
2. Brad Nelson.....	1,285
3. Scott Hemond.....	1,265
4. Josh Klimek.....	1,260
5. Drew Anderson.....	1,237
6. Tony Gwynn, Jr.....	1,199
7. Scott Brosius.....	1,181
8. Joel Wolfe.....	1,128
9. Terry Steinbach.....	1,126
10. Steve Moss.....	1,091

HITS

1. Jason Wood.....	341
2. Drew Anderson.....	324
3. Josh Klimek.....	297
4. Terry Steinbach.....	288
Brad Nelson.....	288
6. Scott Brosius.....	287
7. Jeff Pickler.....	278
8. Brandon Gemoll.....	271
9. Tony Gwynn, Jr.....	268
10. Scott Hemond.....	265

TRIPLES

1. Demond Smith.....	20
2. Luis Polonia.....	18
3. Dave Krynzal.....	14
4. Lee Haydel.....	13
5. Scott Hemond.....	11
6. Drew Anderson.....	10
Chris Hart.....	10
Steve Howard.....	10
9. Francisco Matos.....	9
Kerwin Moore.....	9
Toby Kominek.....	9
Mickey Lopez.....	9
Alcides Escobar.....	9

RUNS BATTED IN

1. Jason Wood.....	204
Terry Steinbach.....	204
3. Josh Klimek.....	184
4. Brad Nelson.....	168
5. Drew Anderson.....	155
6. Webster Garrison.....	153
7. Scott Brosius.....	148
8. Steve Howard.....	144
9. Ben Grieve.....	140
10. Marcos Armas.....	137

MILWAUKEE BREWERS DOUBLE-A AFFILIATE

AT-BATS

1. Jason Wood.....	1,329
2. Josh Klimek.....	1,119
3. Brad Nelson.....	1,116
4. Scott Hemond.....	1,109
5. Tony Gwynn, Jr.....	1,043
6. Scott Brosius.....	1,008
7. Francisco Matos.....	982
8. Jared Mathis.....	976
9. Joel Wolfe.....	969
10. Brandon Gemoll.....	966

RUNS

1. Gary Jones.....	183
2. Terry Steinbach.....	177
3. Jason Wood.....	175
Mike Neill.....	175
5. Drew Anderson.....	174
6. Scott Brosius.....	162
7. Kerwin Moore.....	160
8. Tony Gwynn, Jr.....	157
9. Demond Smith.....	154
10. Scott Hemond.....	153

DOUBLES

1. Drew Anderson.....	79
2. Jason Wood.....	71
3. Brad Nelson.....	65
4. Terry Steinbach.....	64
5. Josh Klimek.....	62
Brandon Gemoll.....	62
7. Scott Brosius.....	61
Webster Garrison.....	61
9. Scott Hemond.....	51
Mark Sobolewski.....	51

HOME RUNS

1. Josh Klimek.....	46
2. Bucky Jacobsen.....	42
3. Ozzie Canseco.....	35
4. Terry Steinbach.....	33
Jeff Deardorff.....	33
6. Ben Grieve.....	32
Rob Nelson.....	32
Brad Nelson.....	32
9. Scott Brosius.....	30
Mike Coolbaugh.....	30
Steve Howard.....	30

TOTAL BASES

1. Jason Wood.....	509
2. Josh Klimek.....	501
3. Terry Steinbach.....	461
4. Brad Nelson.....	455
5. Scott Brosius.....	446
6. Brandon Gemoll.....	412
7. Webster Garrison.....	401
8. Scott Hemond.....	383
9. Joel Wolfe.....	379
10. Steve Howard.....	372

ALL-TIME TOP TEN

INDIVIDUAL BATTING, CAREER (cont.)

BATTING AVERAGE (min. 504 PA)

1. Jim Bowie	333
2. Mat Gamel	329
3. D.T. Cromer	323
4. Alcides Escobar	315
5. Mickey Lopez	313
6. Mike Neill	310
7. Mike Coolbaugh	308
8. Joe Xavier	301
9. Terry Steinbach	300
10. Michael Brantley	298

HIT BY PITCH

1. Toby Kominek	32
2. Rickie Weeks	28
3. Steve Sollmann	25
4. Chris Hart	24
5. Ramon Hernandez	22
6. Chris Barnwell	22
7. Mark Sobolewski	21
Jared Mathis	21
9. David Francisco	20
10. Scott Kirby	16

STOLEN BASES

1. Kerwin Moore	97
2. Scott Hemond	81
3. Tony Gwynn, Jr.	68
4. Eric Fox	65
5. Ryan Knox	64
6. Stan Javier	61
Demond Smith	61
8. Jeff Pickler	58
9. Dave Krynzal	56
10. Jim Buccheri	55
Joel Wolfe	55

ON-BASE PERCENTAGE (min. 504 PA)

1. Gary Jones	468
2. Dave Wilder	424
3. Stan Javier	419
4. Ben Grieve	412
5. Mike Neill	401
George Williams	401
7. Joe Xavier	397
8. Darryl Vice	396
9. Jim Bowie	395
Mickey Lopez	395
Mat Gamel	395

SACRIFICE HITS

1. Callix Crabbe	36
2. Guilder Rodriguez	29
3. Jared Mathis	28
4. Angel Escobar	25
5. Eric Martins	21
6. Guilder Rodriguez	20
7. David Francisco	17
8. Jason Wood	16
Alcides Escobar	16
10. 3 Players Tied	15

WALKS

1. Gary Jones	235
2. Kerwin Moore	184
3. Jason Wood	151
4. Darryl Vice	149
Dane Walker	149
6. Brad Nelson	147
7. Steve Howard	140
Steve Moss	140
9. Scott Brosius	139
Terry Steinbach	139

STRIKEOUTS

1. Brad Nelson	284
2. Steve Howard	276
3. Jason Wood	267
4. Steve Moss	260
5. Brandon Gemoll	231
6. Scott Hemond	229
7. Marcos Armas	222
Ozzie Canseco	222
Toby Kominek	222
10. Josh Klimek	214

CAUGHT STEALING

1. Kerwin Moore	33
2. Tony Gwynn, Jr.	31
3. Jeff Pickler	30
4. Kevin Dattola	29
5. Scott Hemond	26
Dave Krynzal	26
7. Joel Wolfe	25
Ryan Knox	25
9. Demond Smith	24
10. Gary Jones	21

SLUGGING PERCENTAGE (min. 504 PA)

1. Mike Coolbaugh	542
2. Mat Gamel	537
3. Bucky Jacobsen	524
4. Ben Grieve	523
5. D.T. Cromer	501
6. Dann Howitt	497
7. Jim Bowie	487
8. T.R. Marcinczyk	483
9. Jeff Deardorff	481
10. Bucky Jacobsen	480

SACRIFICE FLIES

1. Jason Wood	29
2. Josh Klimek	18
3. Scott Brosius	15
4. Steve Howard	14
Scott Spiezio	14
Terry Steinbach	14
Brad Nelson	14
8. Scott Hemond	13
9. Bucky Jacobsen	12
10. Kerwin Moore	11

ALL-TIME TOP TEN

INDIVIDUAL PITCHING, SEASON

GAMES

1. Scott Huntsman, 2000.....	60
2. Dave Latter, 1991.....	58
3. Joe Klink, 1989.....	57
4. Tim Peek, 1991.....	56
5. Jason Rajotte, 1997.....	55
6. Doug Scherer, 1986.....	54
7. Todd Revenig, 1992.....	53
8. Bo Kent, 1988.....	52
Mike Maurer, 1996.....	52
Mike Maurer, 1997.....	52
Brian Adams, 2004.....	52

COMPLETE GAMES

1. Pete Kendrick, 1985.....	5
Todd Burns, 1986.....	5
Wally Whitehurst, 1987.....	5
4. Scott Chiamparinto, 1988.....	4
Joe Law, 1988.....	4
Derek Lee, 1999.....	4
6. Tim Belcher, 1985.....	3
Tom Dizier, 1985.....	3
Tim Birtsas, 1987.....	3
Apolinar Garcia, 1991.....	3
Bronswell Patrick, 1992.....	3
Scott Baker, 1994.....	3
Stacy Holins, 1996.....	3
Brad Rigby, 1996.....	3

LOSSES

1. Curtis Shaw, 1993.....	16
2. Kirk McDonald, 1988.....	14
3. Bob Sharpnack, 1988.....	13
Todd Van Poppel, 1991.....	13
Pedro Liriano, 2003.....	13
6. Tanyon Sturtze, 1993.....	12
Brad Rigby, 1995.....	12
Dennis Sarfate, 2004.....	12
Michael Bowman, 2011.....	12
10. Dave Veres, 1989.....	11
Don Peters, 1991.....	11
Doug Johnston, 1999.....	11
Derek Lee, 2001.....	11
Glenn Woolard, 2005.....	11

INNINGS PITCHED

1. Wally Whitehurst, 1987.....	183.1
2. Bronswell Patrick, 1992.....	179.1
3. Will Schock, 1990.....	178.2
4. Will Schock, 1989.....	178.1
5. Steve Wojciechowski, 1994.....	177.0
6. Bill King, 1997.....	176.0
7. Steve Phoenix, 1992.....	174.0
8. Gavin Osteen, 1991.....	173.0
9. Brae Wright, 2008.....	170.2
10. Kirk McDonald, 1988.....	169.1

STARTS

1. Will Schock, 1989.....	29
Bronswell Patrick, 1992.....	29
Bobby Chouinard, 1995.....	29
4. Greg Cadaret, 1986.....	28
Waly Whitehurst, 1987.....	28
Dave Veres, 1989.....	28
Will Schock, 1990.....	28
Gavin Osteen, 1991.....	28
Dave Zancanaro, 1991.....	28
Curtis Shaw, 1993.....	28
Tanyon Sturtze, 1993.....	28
Derek Lee, 2001.....	28

WINS

1. Dan Eskew, 1990.....	14
Bobby Chouinard, 1995.....	14
3. Ray Young, 1989.....	13
Gavin Osteen, 1991.....	13
Bronswell Patrick, 1992.....	13
6. Greg Cadaret, 1986.....	12
Kirk McDonald, 1986.....	12
John Wasdin, 1994.....	12
Travis Smith, 2000.....	12
Paul Stewart, 2002.....	12
Lindsay Gulin, 2007.....	12

SAVES

1. Todd Revenig, 1992.....	33
2. Steve Chitren, 1990.....	27
3. Joe Klink, 1989.....	26
Tim Peek, 1991.....	26
5. Mike Rossiter, 2000.....	22
6. Steve Phoenix, 1994.....	20
Juan Sandoval, 2008.....	20
8. Brian Mallette, 2001.....	17
John Novinsky, 2004.....	17
Marino Salas, 2007.....	17

EARNED RUN AVERAGE (min. 100 IP)

1. Scott Baker, 1994.....	1.78
2. Derek Lee, 2000.....	2.54
3. Joe Law, 1988.....	2.56
4. Luis Martinez, 2003.....	2.58
5. Steve Phoenix, 1992.....	2.79
6. Brian Criswell, 1987.....	2.91
7. Corey Thurman, 2006.....	2.96
8. Derek Lee, 2002.....	3.04
9. Steve Wojciechowski, 1994.....	3.10
10. Jeff Housman, 2004.....	3.13

ALL-TIME TOP TEN

INDIVIDUAL PITCHING, SEASON (cont.)

HITS ALLOWED

1. Bill King, 1997.....	216
2. Kirk McDonald, 1988.....	195
3. Will Schock, 1989.....	193
4. Wally Whitehurst, 1987.....	192
5. Bronswell Patrick, 1992.....	187
6. Steve Phoenix, 1992.....	179
7. Sam Narron, 2007.....	176
8. Gavin Osteen, 1991.....	175
9. Derek Lee, 2001.....	173
10. Tanyon Sturtze, 1993.....	169

EARNED RUNS ALLOWED

1. Kirk McDonald, 1988.....	94
Will Schock, 1989.....	94
3. Tanyon Sturtze, 1993.....	88
4. Dave Veres, 1989.....	86
5. Greg Cadaret, 1986.....	85
6. Curtis Shaw, 1993.....	83
7. Bill King, 1997.....	82
8. Wally Whitehurst, 1987.....	81
9. Bob Sharpnack, 1988.....	80
Glenn Woolard, 2005.....	80

WALKS

1. Ray Young, 1989.....	109
2. Tim Belcher, 1985.....	99
3. Greg Cadaret, 1985.....	98
4. Dave Zancanaro, 1991.....	92
5. Todd Van Poppel, 1991.....	90
6. Curtis Shaw, 1993.....	89
7. Tanyon Sturtze, 1993.....	85
8. Scott Baker, 1993.....	84
9. Dave Veres, 1989.....	83
10. Brett Laxton, 1998.....	79

WINNING PERCENTAGE (min. 9 decisions)

1. Jim Corsi, 1987.....	.889
Dave Latter, 1992.....	.889
3. Dan Eskew, 1990.....	.824
4. Allen Levrault, 1999.....	.818
5. Eric Plunk, 1985.....	.800
Johnny Guzman, 1992.....	.800
John Wasdin, 1994.....	.800
8. Brian Mallette, 2001.....	.778
9. Derek Lee, 2000.....	.786
Derek Lee, 2003.....	.786

RUNS ALLOWED

1. Kirk McDonald, 1988.....	119
2. Greg Cadaret, 1986.....	106
3. Wally Whitehurst, 1987.....	104
4. Will Schock, 1989.....	102
Tanyon Sturtze, 1993.....	102
6. Chris Enochs, 1998.....	101
7. Stacy Hollins, 1996.....	100
8. Tim Belcher, 1985.....	99
Bill King, 1997.....	99
10. Curtis Shaw, 1993.....	98

HOME RUNS ALLOWED

1. Will Schock, 1989.....	24
Greg Beck, 1999.....	24
3. David Welch, 2008.....	23
4. Chris Nelson, 1998.....	21
5. Bronswell Patrick, 1992.....	20
6. Steve Hammond, 2007.....	19
Mark Holliman.....	19
Michael Bowman, 2011.....	19
9. Kirk McDonald, 1988.....	18
Stacy Hollins, 1996.....	18
Bill King, 1997.....	18
Mark Brownson, 2001.....	18
Corey Thurman, 2007.....	18
Dan Merklinger, 2011.....	18

STRIKEOUTS

1. Ray Young, 1989.....	163
2. Nick Neugebauer, 2001.....	149
3. Dan Merklinger, 2011.....	133
4. Curtis Shaw, 1993.....	132
5. Dan Eskew, 1990.....	128
6. Brad Rigby, 1996.....	127
7. Steve Phoenix, 1992.....	124
Paul Stewart, 2002.....	124
Corey Thurman, 2006.....	124
10. Jeff Housman, 2004.....	121
10. Brae Wright, 2008.....	120

ALL-TIME TOP TEN

INDIVIDUAL PITCHING, CAREER

GAMES

1. Derek Lee	136
2. Mike Maurer	121
3. Steve Phoenix.....	112
4. Dave Latter	111
5. Scott Huntsman.....	107
6. Brian Criswell	93
7. Jack Krawczyk	92
8. Doug Scherer.....	91
Scott Whaley	91
10. Mark Stancel	90

COMPLETE GAMES

1. Wally Whitehurst	7
2. Todd Burns	6
Scott Chiamparino.....	6
Joe Law.....	6
Derek Lee	6
6. Apolinar Garcia.....	5
Pete Kendrick	5
Gavin Osteen	5
Will Schock	5
10. Scott Baker	4
Kirk McDonald.....	4

WINS

1. Derek Lee	42
2. Gavin Osteen	25
3. Miguel Jimenez	21
4. Scott Baker	20
Greg Cadaret	20
Will Schock	20
Wally Whitehurst	20
8. Bob Bennett	19
Steve Phoenix.....	19
Steve Hammond.....	19

SAVES

1. Todd Revenig	33
2. Steve Phoenix.....	30
3. Joe Klink	29
4. Steve Chitren	28
5. Tim Peek.....	26
6. Mike Rossiter.....	22
7. Matt Childers.....	22
Juan Sandoval.....	20
9. Roberto Giron.....	18
10. Four Players Tied	17

STARTS

1. Derek Lee	98
2. Will Schock.....	68
3. Stacy Hollins	58
4. Gavin Osteen.....	55
5. Steve Hammond.....	54
6. Kirk McDonald.....	52
7. Jose Garcia	50
8. Dennis Sarfate	49
9. Wally Whitehurst	47
10. Miguel Jimenez	46

SHUTOUTS

1. Todd Burns	4
2. Scott Baker	3
Wally Whitehurst	3
Derek Lee	3
5. Stacy Hollins	2
Ray Young.....	2
Steve Hammond.....	2
8. 36 with	1

LOSSES

1. Derek Lee	35
2. Stacy Hollins	21
Dennis Sarfate	21
4. Kirk McDonald.....	20
5. Will Schock	19
Paul Stewart	19
Steve Hammond.....	19
8. Miguel Jimenez	18
9. Gavin Osteen	17
Curtis Shaw	17
Jose Garcia	17
Corey Thurman.....	17

INNINGS PITCHED

1. Derek Lee	648.1
2. Will Schock.....	425.2
3. Gavin Osteen.....	345.2
4. Stacy Hollins	337.2
5. Kirk McDonald.....	332.1
6. Steve Hammond.....	304.1
7. Paul Stewart	302.1
8. Wally Whitehurst	288.0
9. Miguel Jimenez	281.0
10. Steve Phoenix.....	280.2

ALL-TIME TOP TEN

INDIVIDUAL PITCHING, CAREER (cont.)

EARNED RUN AVERAGE (162 IP)

1. Steve Phoenix.....	2.85
2. Scott Baker	3.05
3. Derek Lee	3.24
Todd Burns	3.24
5. Manny Parra.....	3.27
6. Gavin Osteen.....	3.31
7. Matt Parker	3.43
8. Jose Garcia	3.44
9. Dan Eskew	3.46
10. Corey Thurman.....	3.52

RUNS ALLOWED

1. Derek Lee	289
2. Stacy Hollins.....	229
3. Will Schock	220
4. Kirk McDonald.....	216
5. Greg Cadaret	183
6. Miguel Jimenez	182
7. Wally Whitehurst	170
8. Joe Law.....	165
9. Bob Bennett	155
10. Steve Hammond.....	153

WALKS

1. Derek Lee	204
2. Greg Cadaret	175
3. Stacy Hollins.....	170
4. Will Schock	158
5. Miguel Jimenez	155
6. Joe Law.....	139
7. Dennis Sarfate	137
8. Jose Garcia	134
9. Kirk McDonald.....	132
10. Scott Baker	130

WINNING PERCENTAGE (min. 18 decisions)

1. Dave Latter737
2. Dana Allison722
3. Scott Baker714
Dan Eskew714
5. Ray Young.....	.684
6. Bronswell Patrick.....	.682
7. Bobby Chouinard.....	.636
8. Chris Nelson632
9. Johnny Guzman.....	.625
10. Travis Smith625

HITS ALLOWED

1. Derek Lee	660
2. Will Schock	407
3. Kirk McDonald.....	383
4. Stacy Hollins	339
5. Gavin Osteen.....	338
6. Paul Stewart	315
7. Wally Whitehurst	305
8. Steve Hammond.....	303
9. Greg Cadaret	293
10. Miguel Jimenez	290

EARNED RUNS ALLOWED

1. Derek Lee	233
2. Stacy Hollins	197
3. Will Schock	182
4. Kirk McDonald.....	173
5. Greg Cadaret	154
6. Miguel Jimenez	151
7. Joe Law.....	141
8. Bob Bennett	138
9. Wally Whitehurst	135
10. Steve Hammond.....	132

STRIKEOUTS

1. Derek Lee	436
2. Steve Hammond.....	237
3. Luis Martinez.....	235
4. Miguel Jimenez	233
5. Stacy Hollins	232
6. Paul Stewart	228
7. Will Schock.....	227
8. Dennis Sarfate	223
9. Greg Cadaret	221
10. Jeff Housman.....	219

ALL-TIME VS. OPPONENTS

Current teams:

Birmingham Barons (BIR)

1985.....	11-5, .688
1986.....	10-6, .625
1987.....	8-8, .500
1988.....	9-7, .563
1989.....	11-5, .688
1990.....	11-5, .688
1991.....	5-11, .313
1992.....	10-6, .625
1993.....	12-12, .500
1994.....	10-9, .526
1995.....	10-14, .417
1996.....	7-11, .389
1997.....	7-8, .467
1998.....	5-10, .333
1999.....	5-11, .313
2000.....	11-13, .458
2001.....	5-12, .294
2002.....	9-14, .391
2003.....	11-14, .440
2004.....	10-14, .417
2005.....	2-9, .182
2006.....	17-8, .680
2007.....	11-9, .680
2008.....	4-10, .286
2009.....	4-11, .267
2010.....	8-7, .533
2011.....	13-8, .619
Overall	236-258, .478

Chattanooga Lookouts (CHA)

1985.....	11-5, .688
1986.....	10-6, .625
1987.....	7-9, .438
1988.....	6-10, .375
1989.....	8-8, .500
1990.....	11-5, .688
1991.....	6-10, .375
1992.....	10-6, .625
1993.....	6-10, .375
1994.....	14-6, .700
1995.....	11-13, .458
1996.....	7-6, .538
1997.....	9-6, .600
1998.....	9-7, .563
1999.....	8-8, .500
2000.....	9-15, .375
2001.....	7-5, .583
2002.....	11-12, .478
2003.....	19-8, .704
2004.....	5-7, .417
2005.....	10-11, .476
2006.....	6-9, .333
2007.....	16-10, .615
2008.....	14-11, .560
2009.....	9-10, .474
2010.....	11-9, .550
2011.....	10-9, .526
Overall	260-231, .530

Jackson Generals (JXN)

*West Tenn Diamond Jax (WTNJ)**

1985.....	
1986.....	
1987.....	
1988.....	
1989.....	
1990.....	
1991.....	
1992.....	
1993.....	
1994.....	
1995.....	
1996.....	
1997.....	
1998.....	8-8, .500*
1999.....	8-9, .471*
2000.....	10-18, .357*
2001.....	16-11, .593*
2002.....	15-9, .625*
2003.....	11-9, .550*
2004.....	9-15, .375*
2005.....	6-10, .375*
2006.....	7-18, .280*
2007.....	11-12, .478*
2008.....	9-12, .429*
2009.....	15-8, .652*
2010.....	8-11, .421*
2011.....	8-12, .400
Overall.....	141-162, .465

ALL-TIME VS. OPPONENTS

Current Teams:

Jacksonville Suns (JAX)

Jacksonville Expos (JAX)*

1985.....	10-7, .588*
1986.....	10-6, .625*
1987.....	7-9, .438*
1988.....	7-9, .438*
1989.....	11-5, .688*
1990.....	5-11, .313*
1991.....	7-9, .438
1992.....	5-9, .556
1993.....	7-7, .500
1994.....	8-4, .667
1995.....	3-5, .375
1996.....	6-9, .400
1997.....	10-6, .625
1998.....	5-11, .313
1999.....	4-8, .467
2000.....	7-1, .875
2001.....	5-3, .625
2002.....	4-4, .500
2003.....	4-3, .571
2004.....	4-4, .500
2005.....	4-6, .400
2006.....	0-10, .000
2007.....	3-7, .300
2008.....	7-3, .700
2009.....	3-12, .200
2010.....	7-8, .466
2011.....	5-5, .500
Overall	161-181, .470

Mississippi Braves (MIS)

Greenville Braves (GRN)*

1985.....	6-10, .375*
1986.....	10-6, .625*
1987.....	10-6, .625*
1988.....	6-10, .375*
1989.....	7-8, .467*
1990.....	9-7, .563*
1991.....	8-8, .500*
1992.....	5-9, .556*
1993.....	10-4, .714*
1994.....	9-3, .750*
1995.....	9-7, .530*
1996.....	6-6, .500*
1997.....	8-8, .500*
1998.....	7-8, .467*
1999.....	9-6, .600*
2000.....	1-7, .125*
2001.....	7-5, .583*
2002.....	2-5, .286*
2003.....	6-4, .600*
2004.....	3-4, .429*
2005.....	6-15, .286
2006.....	13-6, .684
2007.....	7-3, .700
2008.....	11-4, .733
2009.....	7-7, .500
2010.....	8-5, .615
2011.....	6-9, .400
Overall.....	196-179, .523

Mobile BayBears (MOB)

Nashville Xpress (NVL) Port City Roosters (POR)***

1985.....	
1986.....	
1987.....	
1988.....	
1989.....	
1990.....	
1991.....	
1992.....	
1993.....	8-8, .500*
1994.....	12-8, .600*
1995.....	5-3, .625**
1996.....	1-7, .125**
1997.....	8-8, .500
1998.....	7-8, .467
1999.....	9-7, .563
2000.....	13-11, .542
2001.....	11-6, .647
2002.....	10-13, .435
2003.....	14-9, .609
2004.....	13-11, .542
2005.....	12-11, .522
2006.....	9-6, .667
2007.....	4-6, .400
2008.....	7-3, .700
2009.....	4-10, .286
2010.....	4-9, .308
2011.....	2-6, .250
Overall	153-150, .505

ALL-TIME VS. OPPONENTS

Current Teams:

Montgomery Biscuits (MTG)

Orlando Twins/Sun Rays**/Cubs***/Rays****(ORL)*

1985.....	8-7, .533*
1986.....	6-10, .375*
1987.....	9-7, .563*
1988.....	7-9, .438*
1989.....	9-7, .563*
1990.....	6-10, .375**
1991.....	6-10, .375**
1992.....	8-6, .571**
1993.....	7-7, .500***
1994.....	5-6, .455***
1995.....	5-3, .625***
1996.....	8-8, .500***
1997.....	11-5, .688****
1998.....	13-3, .813****
1999.....	5-9, .556****
2000.....	6-2, .750****
2001.....	3-9, .250****
2002.....	6-2, .750****
2003.....	3-4, .429****
2004.....	14-9, .609
2005.....	5-1, .833
2006.....	4-5, .444
2007.....	7-3, .700
2008.....	3-7, .300
2009.....	4-6, .400
2010.....	8-8, .500
2011.....	5-6, .456
Overall.....	181-169, .520

Pensacola Blue Wahoos (PEN)

Tennessee Smokies (TEN)

Knoxville Blue Jays/Smokies** (KNX)*

1985.....	4-12, .250*
1986.....	9-7, .563*
1987.....	8-8, .500*
1988.....	4-12, .250*
1989.....	9-7, .563*
1990.....	10-6, .625*
1991.....	9-7, .563*
1992.....	10-6, .625*
1993.....	7-7, .500**
1994.....	11-1, .917**
1995.....	10-6, .625**
1996.....	10-12, .455**
1997.....	7-8, .467**
1998.....	9-6, .600**
1999.....	6-10, .375**
2000.....	4-4, .500
2001.....	14-11, .560
2002.....	8-4, .667
2003.....	5-7, .417
2004.....	5-6, .455
2005.....	12-9, .571
2006.....	4-6, .400
2007.....	12-6, .667
2008.....	10-4, .714
2009.....	10-6, .625
2010.....	6-12, .333
2011.....	5-10, .333
Overall.....	200-194, .508

ALL-TIME VS. OPPONENTS

Defunct Teams:

Carolina Mudcats (CAR)

Columbus Astros/Mudcats** (COL)*

1985.....	10-6, .625*
1986.....	6-7, .462*
1987.....	8-8, .500*
1988.....	9-7, .563*
1989.....	9-7, .563**
1990.....	10-6, .625**
1991.....	6-10, .375
1992.....	10-4, .714
1993.....	8-6, .571
1994.....	5-7, .417
1995.....	2-6, .333
1996.....	10-6, .625
1997.....	9-5, .643
1998.....	9-7, .563
1999.....	7-9, .438
2000.....	3-4, .429
2001.....	7-1, .875
2002.....	5-6, .455
2003.....	2-5, .286
2004.....	2-5, .286
2005.....	5-9, .556
2006.....	7-3, .700
2007.....	4-6, .400
2008.....	8-13, .381
2009.....	5-5, .500
2010.....	6-4, .600
2011.....	9-9, .500
Overall	296-264, .529

Charlotte O's*/Knights (CHT)

1985.....	9-7, .563*
1986.....	10-6, .625*
1987.....	9-7, .563*
1988.....	8-8, .500
1989.....	8-8, .500
1990.....	8-8, .500
1991.....	5-11, .313
1992.....	6-8, .429
Overall	63-63, .500

Memphis Chicks (MEM)

1985.....	9-7, .563
1986.....	7-9, .438
1987.....	8-8, .500
1988.....	3-13, .188
1989.....	10-6, .625
1990.....	9-7, .563
1991.....	9-7, .563
1992.....	17-9, .654
1993.....	6-9, .400
1994.....	7-12, .368
1995.....	15-17, .469
1996.....	11-9, .550
1997.....	8-8, .500
Overall	119-62, .657

NOTABLE ACHEIVEMENTS

LOW-HIT GAMES

STARS NO-HITTERS (3)

Dana Allison, Roger Smithberg, Todd Revenig.....	8/3/92 at BIR, 1-0
Tanyon Sturtze.....	6/13/93 at CHA, 5-0
Corey Thurman, David Johnson, Luis Pena.....	9/7/07 vs TEN*, 5-0
David Welch.....	6/2/08, at CHA, 2-0

OPPOSING NO-HITTERS (4)

Frank Castillo, Charlotte.....	7/13/90, 0-4
Travis Buckley, Chattanooga.....	6/1/96, 0-6
Trevor Hutchinson, Carolina.....	4/14/04, 0-5
Mark Holliman, Tennessee.....	6/21/07, 0-3

STARS ONE-HITTERS (30)

Darrel Akerfelds.....	4/29/85 at JAX, 5-0
Eric Plunk.....	6/10/85 at CHA, 7-0
Todd Burns.....	6/1/86 at GRN, 13-0
Will Schock.....	7/29/88 vs MEM, 1-3
Will Schock, Steve Maye, Joe Klink.....	4/7/89 at GRN, 3-1
Ray Young, Dave Shotkoski.....	6/16/89 at MEM, 6-0
Will Schock.....	8/30/90 at GRN, 1-2
Tony Ariola.....	5/4/92 vs BIR, 1-0
Johnny Guzman.....	5/25/92 vs KNX, 1-0
Miguel Jimenez, John Briscoe.....	6/5/93 vs KNX, 1-0
Scott Baker.....	9/3/93 at BIR, 2-0
Allen Levrault.....	6/1/99 at WTN, 3-0
Matt Childers, Matt Parker, Kenny Ray.....	7/11/03 at TEN, 2-0
Carlos Villanueva.....	5/13/06 at TEN, 4-0
Lindsay Gulin, Corey Thurman, Marino Salas.....	5/11/07 vs MOB, 2-1

STARS TWO-HITTERS (46)

Plunk-Smith.....	5/3/85 at ORL, 11-0
Akerfelds-Giddings.....	5/10/85 vs ORL, 4-3
Greg Brake.....	4/19/86 at JAX, 3-0
Kyles-Scherer-Tolentino.....	5/5/86 vs COL, 13-0
Todd Burns.....	7/2/86 vs GRN, 2-0
Wernig-Corbell.....	4/23/89 at ORL, 2-0
Dave Veres.....	7/19/89 at JAX, 7-1
Dave Veres.....	8/13/89 vs KNX, 8-0
Eskew-Chitren.....	7/2/90 at CHA, 4-2
Eskew-Berg.....	7/15/90 vs CHT, 13-1
Gavin Osteen.....	5/19/91 vs CHT, 3-0
Zancanaro-Peek.....	6/29/91 at JAX, 1-0
Apolinar Garcia.....	7/25/91 at CHT, 0-2
Peters-Erwin-Kuhn.....	8/6/91 at GRN, 8-0
Van Poppel-Latter-Kuhn-Peek.....	8/22/91 vs BIR, 1-0
Patrick-Revenig.....	5/2/92 at BIR, 3-1
Bittiger-Latter.....	5/16/92 vs KNX, 6-1
Phoenix-Mohler-Revenig.....	5/18/92 at BIR, 2-1
Patrick-Strebeck.....	7/2/92 at CHA, 5-0
Jimenez-Johns.....	5/4/93 vs ORL, 5-0
Jimenez-Strebeck-Briscoe.....	5/14/93 at BIR, 4-3
Baker-Strebeck-Johns.....	7/28/93 vs GRN, 5-3
Wasdin-Phoenix.....	6/3/94 at MEM, 1-4
Adams-Baker-Phoenix.....	6/4/94 at MEM, 1-0
Wojciechowski-Rose.....	7/6/94 at BIR, 5-6
Fermin-Rose.....	7/6/95 vs KNX, 3-0
Rigby-Haught-Maurer.....	4/6/96 at MEM, 14-0
Rossiter-Witasick.....	4/14/96 vs CAR, 7-0
Stacy Hollins.....	8/25/96 at CHA, 5-0
O'Dell-Nelson-Gunther.....	9/2/98 vs WTN, 1-0
Derek Lee.....	6/30/99 at KNX, 0-1
Smith-Dixon.....	8/31/99 at WTN, 3-2
Poe-Krawczyk-Jacobs.....	4/9/01 at JAX, 5-0
Myers-Martinez.....	6/8/01 vs GRN, 9-0
High-Krawczyk-Sismondo.....	8/21/01 at WTN, 6-1
Dent-Krawczyk.....	6/12/02 vs BIR, 5-1
Pember-M.Childers.....	7/13/02 vs MOB, 3-1
Hendrickson-Parker-M.Childers.....	7/25/02 at JAX, 1-0
Jones-Crabtree-M.Childers.....	4/12/03 at JAX, 7-0
Housman-Parker.....	7/20/03 vs WTN, 10-0
Dillard-Smith-Simpson.....	6/14/06 vs WTN, 12-0
Steve Hammond.....	7/12/06 vs MIS, 11-0
Thurman-Simpson.....	8/15/06 vs CAR, 8-1
Sam Naron.....	4/23/08 at MIS, 9-1
Welch-Sandoval.....	7/24/08 at CAR, 3-0
Periard-Sandoval.....	8/27/08 vs CAR, 3-0

MILWAUKEE BREWERS DOUBLE-A AFFILIATE

NOTABLE ACHIEVEMENTS

INDIVIDUAL AWARDS

SL ALL STARS, MID-SEASON (63)

1991 (1) Tim Peek
1992 (2) Todd Revenig
 Marcos Armas
1993 (1) Geroge Williams
1994 (2) John Wasdin
 Steve Wojciechowski
 Ernie Young
1995 (2) Bobby Chouinard
 Scott Spiezio
1996 (2) Willie Morales
 Jason Wood
1997 (2) DT Cromer
 Mike Coolbaugh
1998 (1) Eric Chavez
1999 (1) Josh Klimek
 Jesus Azuaje
2000 (2) Derek Lee
 Josh Klimek
2001 (4) Jose Garcia
 Nick Neugebauer
 Jeff Pickler
 David Gibraltar
2002 (3) Roberto Giron
 Jack Krawczyk
 Steve Scarborough
2003 (6) JJ Hardy
 Corey Hart
 Mike Jones
 Derek Lee
 Luis Martinez
 Matt Parker
2004 (2) Prince Fielder
 Brad Nelson
2005 (3) Dana Eveland
 Tony Gwynn, Jr.
 Vinny Rottino
2006 (3) Tim Dillard
 Corey Thurman
 Lou Palmisano
2007 (8) Mark DiFelice
 Lindsay Gulin
 Manny Parra
 Marino Salas
 Lou Palmisano
 Steve Sollmann
 Brendan Katin
 Steve Moss
2008 (11) Joe Bateman
 Steve Hammond
 Patrick Ryan
 David Welch

 Angel Salome
 Chris Errecart
 Mat Gamel
 Alcides Escobar
 Michael Brantley
 Cole Gillespie
 Matt LaPorta
2009 (6) Casey Baron
 Donovan Hand
 Robert Hinton
 Shane Justis
 Jonathan Lucroy
 Adam Stern
2010 (5) Michael Bowman
 Lorenzo Cain
 Brandon Kintzler
 Brett Lawrie
 Amaury Rivas
2011 (5) Michael Bowman
 Erik Komatsu
 Daniel Meadows
 Wily Peralta
 Steffan Wilson

SL ALL STARS, POST-SEASON (37)

1985 (2) Rob Nelson
 Jose Canseco
1986 (2) Terry Steinbach
 Brian Guinn
1987 (1) Walt Weiss
1988 (1) Mike Bordick
1989 (2) Dann Howitt
 Joe Klink
1990 (1) Steve Chitren
1991 (2) Tim Peek
 Troy Neel
1992 (3) Marcos Armas
 Scott Lydy
 Daryl Vice
1993 (2) George Williams
 Jim Bowie
1994 (2) Ernie Young
 Jason Wood
1995 (1) Scott Spiezio
1996 (1) Willie Morales
1997 (6) DT Cromer
 Frank Menechino
 Mike Coolbaugh
 Miguel Tejada
 Ben Grieve
 Mike Neill
1998 (1) Eric Chavez
1999 (0) None

2000 (0) None
2001 (1) Josh Klimek
2002 (0) None
2003 (3) Corey Hart
 JJ Hardy
 Dave Krynzal
2004 (1) Brad Nelson
2005 (0) None
2006 (0) None
2007 (1) Brendan Katin
2008 (4) Angel Salome
 Mat Gamel
 Alcides Escobar
 Michael Brantley

AA ALL STARS (25)

1991 (1) Tim Peek
1992 (2) Marcos Armas
 Todd Revenig
1993 (1) George Williams
1994 (3) John Wasdin
 Steve Wojciechowski
 Ernie Young
1995 (2) Bobby Chouinard
 Scott Spiezio
1996 (2) Willie Morales
 Jason Wood
1997 (2) Mike Coolbaugh
 DT Cromer
1998 (1) Eric Chavez
1999 (2) Jesus Azuaje
 Josh Klimek
2000 (2) Josh Klimek
 Derek Lee
2001 (4) Jose Garcia
 David Gibraltar
 Nick Neugebauer
 Jeff Pickler
2002 (3) Roberto Giron
 Steve Scarborough
 Jack Krawczyk

SL MOST VALUABLE PLAYERS (4)

Jose Canseco1985
Terry Steinbach1986
Ben Grieve1997
Corey Hart2003

SL MANAGER OF THE YEAR (4)

Jeff Newman1989
Gary Jones1994
Frank Kremblas2003
Don Money2007

SOUTHERN LEAGUE PLAYOFFS

POST-SEASON APPEARANCES (12)

1985 SLDS vs KNX, won 3-1
 SLCS vs CHT, won 3-2 (SL Champions)
1986 SLDS vs KNX, won 3-1
 SLCS vs COL, lost 2-3
1987 SLDS vs BIR, lost 0-3
1990 SLDS vs BIR, lost 1-3
1992 SLDS vs CHA, lost 1-3
1994 SLDS vs CHA, won 3-0
 SLCS vs CAR, won 3-1 (SL Champions)
1997 SLDS vs MOB, won 3-2
 SLCS vs GRN, lost 2-3
1998 SLDS vs MOB, lost 1-3
2001 SLDS vs BIR, won 3-2
 SLCS vs JAX, cancelled due to 9/11 attacks (SL Co-Champions)
2003 SLDS vs BIR, won 3-2
 SLCS vs CAR, lost 2-3
2006 SLDS vs CHA, won 3-0
 SLCS vs MTG, lost 1-3
2007 SLDS vs TEN, won 3-2
 SLCS vs MTG, lost 2-3
2009 SLDS vs. TNS, lost 1-3

ALL-TIME ROSTER

A (31)

ABBOTT, KURT (91-92)
 Abbott, Todd (95)
ACRE, MARK (93)
 Acuna, Ron (06)
 Adams, Brian (03-04)
ADAMS, MIKE (02-03)
ADAMS, WILLIE (94-95)
 Afenir, Troy (89)
 Aguilar, Omar (08-09)
AKERFELDS, DARREL (85)
 Akin, Jay (99)
 Alfano, Jeff (99)
 Alfonso, Eliezer (02)
 Allen, Rodney (02)
ALLISON, DANA (90, 92-93)
 Altman, Gene (02)
 Alvarado, Joel (02-04)
ALVAREZ, GABE (98-00)
ANDERSON, DREW (06-07, 09-10)
 Anderson, Jason (98)
 Anderson, Roy (87)
 Andreopoulos, Alex (00)
ARDOIN, DANNY (97-98)
 Arias, Tony (87-88)
 Ariola, Tony (89, 92)
 Arlis, Patrick (10)
ARMAS, MARCOS (91-92)
ARNDT, LARRY (87-88)
 Ashman, Mike (85)
AXFORD, JOHN (09)
 Azuaje, Jesus (99)

B (60)

BAEZ, BENITO (97-98)
 Bafia, Bob (91)
BAKER, SCOTT (93-94)
BALFOUR, GRANT (07)
 Ballouli, Khalid (05-06)
 Banks, Jim (95)
BARKER, KEVIN (01)
BARNWELL, CHRIS (03-05)
 Baron, Casey (09-10)
 Bateman, Joe (08)
BATISTA, TONY (95)
 Bauer, Mark (85)
BAUSHER, TIM (04)
 Baxter, Bob (97)
 Beavers, Mark (86)
 Beard, Garrett (93-95)
 Beck, Greg (99-00)
 Belcher, Jason (04)
BELCHER, TIM (85-86)
 Bell, Mike (08)
BELLHORN, MARK (96)
 Belliard, Carlos (94)
 Bennett, Bob (95-97)
 Bennett, Tom (98)
 Berg, Rich (89-90)
 Berry, Jason (98)
 Bibbs, Kennard (05-06)
BIRTSAS, TIM (87)
BITTIGER, JEFF (92)
BLANKENSHIP, LANCE (87)
 Booker, Eric (91)
BORDICK, MIKE (88)
 Borelli, Dean (89-92)

Boscan, Jean (06)
 Bowles, Justin (96-98)
BOWIE, JIM (93)
 Bowman, Michael (10-11)
BRADDOCK, ZACH (09)
BRADLEY, BERT (97)
 Bradley, David (05)
 Brake, Greg (86)
 Bramhall, Bobby (09-10)
BRANTLEY, MICHAEL (07-08)
BRAUN, RYAN (06)
 Bray, Steve (06, 08)
 Brewer, Brent (10)
 Brilinski, Tyler (86-87)
BRISCOE, JOHN (90-91, 93)
BRITO, JORGE (89-93, 99)
 Brock, Russ (94)
BROSIUS, SCOTT (89-90)
 Brown, Tony (90)
BROWNSON, MARK (01)
 Brownstein, Mike (09)
 Brusco, Greg (03)
 Buccheri, James (90-92)
 Bucci, Nick (09)
 Buller, Dayton (10-11)
 Burkhart, Lance (00-02)
BURNS, TODD (85-87)
 Bussa, Todd (97)
BUTLER, JOSH (09-10)
 Byrd, Darren (11)

C (66)

CADARET, GREG (85-87)
CAIN, LORENZO (08-10)
CANCEL, ROBINSON (99-01)
CANSECO, JOSE (85, 89)
CANSECO, OZZIE (88-90)
CAPELLAN, JOSE (06)
 Carcione, Tom (90-92)
 Carlin, Mike (07)
 Carroll, David (98)
 Carroll, Jim (87)
 Casey, Tim (89)
 Castro, Jose (97-98)
 Castro, Nelson (05)
CATALANOTTO, FRANK (09)
CATE, TROY (08)
 Caufield, Chuckie (09-11)
 Ceriani, Matt (00)
 Cesar, Dionys (01)
 Chavez, Carlos (99)
CHAVEZ, ERIC (98)
 Chavez, Ozzie (04, 06, 08)
 Chavez, Sam (90)
CHAIMPARINO, SCOT (88-89)
CHILDERS, JASON (01-02)
CHILDERS, MATT (01-03)
CHIMELIS, JOEL (91)
CHITREN, STEVE (90)
CHOUINARD, BOBBY (95)
CHRISTENSON, RYAN (97)
 Clark, Daryl (03)
 Cline, Matt (11)
 Cline, Pat (00)
 Cody, Chris (09-10)
COLLIER, LOU (00)
 Conklin, Chip (85-86)
CONNELLY, STEVE (97)

Connolly, Craig (93)
 Conte, Mike (91-92)
CONVERSE, JIM (99)
COOLBAUGH, MIKE (97)
 Cooley, Fred (91)
COOMER, RON (90)
COPPINGER, ROCKY (01)
 Corbell, Charlie (88-89)
 Cormier, Russ (91-92)
 Corporan, Carlos (06-08)
 Corredor, Nestor (04)
CORREIA, ROD (91, 96)
CORSI, JIM (87)
 Cosbey, Chris (03)
 Costello, Ryan (04-05)
 Cox, John (86)
COX, STEVE (96)
 Coyle, Rocky (85-86)
 Crabbe, Callix (05-06)
CRABTREE, TIM (03)
 Crew, Ryan (07-08)
 Cridland, Mark (01)
 Criswell, Brian (86-88)
 Cromer, Brandon (00)
CROMER, DT (97)
CRUZ, ENRIQUE (04-05)
CRUZ, FAUSTO (93)
CRUZ, NELSON (05)
 Cundari, Phil (87)

D (32)

DALE, CARL (97-98)
D'AMICO, JEFF C (99, 01)
D'AMICO, JEFF M (98)
 Darula, Bobby (00-01)
 Dattola, Kevin (91-93)
 Davenport, Ron (07)
 David, Amin (86)
DAVIS, DOUG (03)
 Davis, Khris (11)
DAVIS, TIM (01)
 Dawsey, Jason (99)
 Deardorff, Jeff (01-02)
 DeBoer, Rob (96-97)
 De La Rosa, Anderson (08, 10-11)
DE LA ROSA, JORGE (06)
DELGADO, ALEX (04)
 Della Ratta, Pete (98)
 Dent, Doug (02)
 DeRosso, Tony (01)
DEWITT, MATT (05)
 Dietrick, Pat (87-88)
DIFELICE, MARK (07)
DIGGINS, BEN (02-03)
DILLARD, TIM (06)
 DiPace, Danny (99)
DISHMAN, GLENN (00)
 Dixon, Tim (99-00)
DORSETT, BRIAN (85)
 Dowdy, Brett (10)
DOZIER, TOM (85)
DRESSENDORFER, KIRK (95-96)
DUBOSE, ERIC (98)
 Duffy, Darrin (87-88)
DUNBAR, MATT (97)

ALL-TIME ROSTER

Dunn, Jameson (11)

E (15)

Elliott, Dave (99)
 Ellison, Derrick (09)
ENCARNACION, MARIO (98)
 Enochs, Chris (98)
 Ernster, Mark (00-01)
 Errecart, Chris (08-10)
 Erwin, Scott (91-92)
ESCOBAR, ALCIDES (07-08)
ESCOBAR, ANGEL (89)
 Eskew, Dan (90-91)
 Espada, Josue (98)
 Eure, Jeff (06-07)
EVELAND, DANA (04-05)
 Evert, Brett (05-06)
 Ezi, Travis (05-06)

F (15)

Farmer, Damon (86)
 Faurot, Adam (99)
 Felix, Lauro (95)
 Fermain, Charlie (09)
FERMIN, RAMON (95)
FIERS, MICHAEL (10-11)
FIELDER, PRINCE (04)
FORD, MATT (04-05)
FORSTER, SCOTT (01)
 Foster, Brian (02)
FOX, CHAD (02)
FOX, ERIC (89, 92)
 Fox, Jason (01-02)
 Francisco, David (95-96)
 Frerichs, Corey (11)

G (49)

GALLARDO, YOVANI (06)
 Gamble, Jerome (05)
GAMEL, MAT (07-08, 10)
GANDARILLAS, GUS (02)
 Gann, Jamie (04)
 Garcia, Apolinar (90-91)
 Garcia, Jose (00-02)
 Garciaparra, Michael (08-09)
 Garland, Chaon (92-93)
GARRISON, WEBSTER (91-92, 96, 98)
GATES, BRENT (93)
 Gavin, Dave (89)
 Gemoll, Brandon (03-05)
GIAMBI, JASON (94)
GIBBONS, JAY (08)
 Gibraltar, David (01)
 Giddings, Wayne (85)
 Gil, Gustavo (94)
 Gilbert, Pat (89)
GILLESPIE, COLE (08)
 Gindl, Caleb (10)
 Giron, Roberto (02, 04)
 Goetz, Mike (07)
 Gogolin, Al (96)
 Gomez, Fabio (93)
 Gonzalez, Andy (11)
 Gordon, Mike (99)
 Gorman, Mike (85)
 Gould, Bobby (85)
 Graham, Brian (85)
 Green, Chad (99-00)

Green, Daryl (90)
 Green, Nick (09-10)
GREEN, TAYLOR (09-11)
GRIEVE, BEN (96-97)
 Grigsby, Benji (94-95)
 Gripp, Ryan (03)
GROTT, MATT (90-91)
 Grunhard, Dave (92)
GUBANICH, CREIGHTON (95-96)
 Guerrero, Cristian (02-03)
 Guiliano, Matt (00)
 Guinn, Brian (85-86)
 Gulin, Lindsay (07)
 Gunther, Kevi (98)
GUZMAN, JOHNNY (90-92)
GWYNN, TONY JR. (04-05)

H (50)

Habel, Josh (04-05)
HACKMAN, LUTHER (06)
 Hale, DeMarlo (88)
HALL, BILL (01)
 Hall, Bo (07)
 Hallas, Bob (85)
 Halton, Sean (11)
 Hammond, Steve (06-08)
 Hammons, Matt (03)
 Hand, Donovan (08-11)
HARDY, JJ (02-03)
HARIKKALA, TIM (00)
 Harper, Jesse (04)
 HARRIS, RAY (90)
HARRIS, REGGIE (90)
 Hart, Chris (93)
HART, COREY (02-03)
 Harvey, Randy (85)
 Harville, Chad (98)
 Haught, Gary (95-97)
 Hawkins, Al (99-00)
 Haydel, Lee (10-11)
 Heckathorn, Kyle (11)
 Heether, Adam (05-07, 09)
HELFAND, ERIC (92-93)
 Helmer, Chad (99)
HEMOND, SCOTT (87-89, 92)
 Henderson, Jim (09-11)
 Henderson, Ryan (99)
HENDRICKSON, BEN (02-03)
HERNANDEZ, RAMON (97-98)
HERRERA, JOSE (95-96)
 High, Andy (01-02)
 Hilton, Stan (86-87)
 Hinton, Robert (07-11)
 Holcomb, Scott (88-89)
 Holliman, Mark (09)
 Hollins, Stacy (95-97)
 Holmes, Stan (89)
 Hopf, JR (08-09)
HOSEY, DWAYNE (91)
 Housman, Jeff (03-04, 06-07)
HOWARD, BEN (08)
HOWARD, STEVE (87-88)
 Howie, Mark (87)
HOWITT, DANN (89)
HUDSON, TIM (98)
 Hughes, Troy (97)
 Hundley, Jeff (03)

Huntsman, Scott (99-00)
 Hust, Gary (96)

I (5)

Iapocce, Anthony (99-00)
 Iglesias, Mike (00)
 Ingram, Todd (94)
 Inman, Will (07)
IRIBARREN, HERNAN (07)

J (22)

Jacas, Dave (92)
 Jacobs, Ryan (00-01)
JACOBSEN, BUCKY (99-02)
 James, Justin (11)
 Jaramillo, Milko (06)
JAVIER, STAN (85)
JEFFRESS, JEREMY (08-10)
JENKINS, GEOFF (03)
JIMENEZ, MIGUEL (92, 93, 95-97)
JOHNS, DOUG (92-94)
 Johnson, David (07-08)
 Johnson, Herman (93)
 Johnson, James (00)
 Johnson, Kade (03-04)
JOHNSON, ROY (86)
 Johnston, Doug (99-00)
 Jones, Brandon (11)
 Jones, Gary (86, 89)
 Jones, Jimmy (87-88)
 Jones, Mike (03-04, 06-10)
JOSE, FELIX (86-87)
 Justis, Shane (09)

K (33)

KARSAY, STEVE (93)
 Katin, Brendan (06-07)
 Kating, Jim (89-90)
 Kelley, Rich (99)
 Kemp, Corey (09)
 Kendrick, Pete (85)
 Kent, Bo (87-88)
 Kibler, Russ (87-88)
 Killingsworth, Kirk (88)
 Kimball, Andy (01)
 King, Bill (97)
KINTZLER, BRANDON (09-10)
 Kirby, Scott (00-01)
 Kjeldgaard, Brock (11)
 Kjos, Ryan (97-98)
 Klimek, Josh (99-01)
KLINK, JOE (88-89)
 Knabenshue, Chris (92)
 Knox, Ryan (01-04)
 Komatsu, Erik (11)
 Kominek, Toby (99-00)
 Kracl, Darin (90)
 Kramer, Joe (86-87)
 Krause, Brent (08)
 Krause, Scott (00)
 Krawczyk, Jack (00-02)
 Kremblas, Mike (03)
 Krieger, Scott (10)
KRYNZEL, DAVE (02-03)
KUBINSKI, TIM (96)
 Kuehl, John (93)
 Kuhn, Chad (91-92)

ALL-TIME ROSTER

Kuehl, John (93)
 Kuhn, Chad (91-92)
 Kuld, Pete (89-90)
 Kyles, Stan (86)

L (25)

Lambert, Reese (87, 89)
 Lamontagne, Andre (10-11)
LAPORTA, MATT (08)
 Latter, Dave (91-93) **LAW, JOE (85-86, 88)**
LAWRIE, BRETT (09-10)
LAXTON, BRETT (98)
 Lee, Carlos (06)
 Lee, Derek (99-03)
LEIPER, DAVE (85)
 Lemke, Steve (94-95)
 Leonette, Mark (86)
LESHER, BRIAN (95)
LESKANIC, CURTIS (02)
LEVRAULT, ALLEN (99)
LEWIS, DARREN (89-90)
LIRIANO, PEDRO (03)
LITTLETON, WES (09)
 Lobaton, Jose (99)
LOPEZ, MICKY (99-00)
 Loscalzo, Bob (86)
LUCROY, JONATHAN (09-11)
 Luderer, Brian (98)
 Luetge, Lucas (10-11)
LUULOJA, KEITH (02)
LYDY, SCOTT (92)

M (50)

MABEUS, CHRIS (06)
 Macalutas, Jon (99)
MACHADO, ALEJANDRO (03)
MACHADO, ANDERSON (10,11)
 MacLeod, Kevin (90)
MALDONADO, MARTIN (08,10-11)
MALLETTE, BRIAN (01)
 Manning, Derek (95-07)
 Manzanillo, Santo (11)
 Marcinczyk, TR (98)
 Marquardt, John (85)
MARRERO, ORESTES (99)
MARTINEZ, GREG (99)
MARTINEZ, LUIS (01-03)
 Martins, Eric (96-98)
MASHORE, DAMON (93-94)
 Mathis, Jared (99-02)
MATEO, RUBEN (07)
MATOS, FRANCISCO (90-93)
 Maurer, Mike (95-97)
 Maye, Steve (89)
MCCLENDON, MICHAEL (09-10)
 McCoy, Tim (90)
 McCraw, Sean (10)
MCDONALD, JASON (98)
 McDonald, Kirk (86-88)
MCGINNIS, RUSTY (88)
MCGWIRE, MARK (86)
MCKAY, CODY (98)
 Meadows, Daniel (11)
 Melian, Jackson (02)
MELLILO, KEVIN (09)
 Merklinger, Dan (10-11)

Mercedes, Roque (11)
 Meyers, Mike (05-06)
MICHALAK, CHRIS (95-96)
MIELKE, GARY (91)
 Mises, Jose (01)
 Miller, Derek (07-08)
 Miller, Ryan (03-05)
 Minch, John (88)
MINOR, BLAS (99)
MOHLER, MIKE (91-92)
MOLINA, IZZY (94-95)
 Moon, Brian (00-03)
MOONEYHAM, BILL (85-87)
MOORE, KERWIN (94, 98)
 Moore, Michael (00)
MORALES, WILLIE (96-97)
 Morlan, Eddie (10)
 Moss, Steve (06-07)
MOTA, JOSE (89)
 Myers, Aaron (01)

N (15)

NARRON, SAM (07-08)
NEEL, TROY (91-92)
NEILL, MIKE (92-93, 95, 97-98)
NELSON, BRAD (03-06)
 Nelson, Chris (97-98)
 Nelson, Jerome (88)
NELSON, ROB (85)
NEUGEBAUER, NICK (00-01)
NEWHAN, DAVID (97)
 Nix, David (86)
NIX, LAYNCE (07)
 Nolasco, Dave (03)
NOMO, HIDEO (99)
NORRIS, MIKE (99)
 Novinsky, John (04)
 Nowak, Chris (10)

O (6)

O'BRIEN, CHARLIE (85)
 O'Dell, Jake (98)
ORTIZ, JOSE (98)
 Ortiz, Yancarlo (11)
 Osteen, Gavin (91-93)
OTTO, DAVE (87)

P (35)

Palmisano, Lou (06-07)
PAQUETTE, CRAIG (91-92)
 Paredes, Roberto (99)
 Parejo, Freddy (08-09)
 Parker, Matt (02-03)
PARRA, MANNY (04-07)
 Passini, Brian (99)
PATRICK, BRONSWELL (92-94)
 Paz, Richard (03)
 Peek, Tim (91)
 Peguero, Jerry (88)
PEMBER, DAVE (02)
PENA, ELVIS (02)
 Pena, Luis (07)
 Penney, Mike (00-02)
 Peralta, Wily (10-11)
 Perez, Juan (98)
 Perez, Yohannis (07-09)
 Periard, Alex (08,10)

Perkins, Vince (07)
 Peters, Don (91)
PETERSON, KYLE (00)
PETTYJOHN, ADAM (07)
PEHELPS, TRAVIS (06)
PHOENIX, STEVE (91-94, 97)
 Pickler, Jeff (99-01)
 Pierce, Rob (94-95)
 Plaster, Alan (95)
PLUNK, ERIC (85)
 Poe, Charlie (96)
 Poe, Ryan (00-01)
POLONIA, LUIS (85)
PRATT, ANDY (04-06)
 Price, Jamey (97)
 Priebe, Kevin (99)
 Pryor, Buddy (89)

Q (0)

R (25)

Raburn, Johnny (04, 09)
 Rajotte, Jason (97)
 Ralston, Bobby (90)
 Ramirez, Roberto (97)
 Randolph, Jaisen (02)
RAY, KENNY (03)
REVENIG, TODD (91-92)
RIGBY, BRAD (96)
 Riggans, Shawn (11)
 Rijo, Fernando (04)
 Rivard, Reggie (04)
 Rivas, Amaury (10)
RIVERA, SAUL (04)
 Rivette, Scott (97-98)
ROBERTSON, ANDRE (88)
 Robinson, Jeff (03)
 Robinson, Marteeze (89-90)
 Rodriguez, Guilder (05-08)
RODRIGUEZ, RICK (85-86)
ROGERS, MARK (10)
 Rohlicek, Russ (06)
 Rose, Scott (94-95)
 Rossiter, Mike (96, 00)
ROTTINO, VINNY (05, 09)
ROYER, STAN (90)
RUSHFORD, JIM (01-02)
 Ryan, Patrick (07-08)

S (70)

SAENZ, CHRIS (03-04)
 Sain, Greg (06)
SALAS, MARINO (07)
SALOME, ANGEL (08, 10)
 Sanchez, Jesus (11)
 Sanchez, Juan (10-11)
 Sanchez, Wellington (00-01)
 Sandoval, Juan (08)
SARFATE, DENNIS (04-05)
 Savarino, Bill (89)
 Scarborough, Steve (02)
SCARPETTA, CODY (09, 11)
SCHAFFER, LOGAN (09, 11)
 Scherer, Doug (86-87)
 Schock, Will (88-90)
 Scott, Bill (02)
 Seidel, R.J (11)

ALL-TIME ROSTER

Shanks, EJ (07-08)
 Sharpnack, Bob (88)
SHAVER, JEFF (87)
 Shaw, Curtis (93-94)
SHEETS, BEN (00, 06)
SHELDON, SCOTT (94-95)
 Shelley, Jason (03-04)
SHIELL, JASON (08)
 Shockey, Scott (91, 94)
 Shoemaker, Steve (94-95)
 Shotkoski, Dave (88-89)
 Shumate, Jacob (01)
 Silva, Luis (96)
 Simmons, Enoch (93-94)
SIMMONS, NELSON (90)
 Simpson, Gerrit (05-06)
 Sisonondo, Bobby (01)
 Slemmer, Dave (98)
 Sliwinski, Kevin (88)
SLUSARSKI, JOE (90)
 Smart, Pete (02)
 Smith, Andy (98)
 Smith, Demond (97-98)
 Smith, Larry (85)
 Smith, Matt (06)
 Smith, Tim (94-95)
 Smith, Todd (92)
SMITH, TRAVIS (99-00)
 Smithberg, Roger (92-93)
SNYDER, JOHN (00)
 Sobolewski, Mark (94-95)
 Sollmann, Scott (99)
 Sollmann, Steve (07)
 Sparks, Greg (87-88)
SPIEZIO, SCOTT (95)
 Stamler, Keith (05)
 Stancel, Mark (89-90)
 Stanczyk, Ben (08)
 Stanfield, Jimmy (05)
 Statia, Hainley (11)
STEIN, BLAKE (97)
STEINBACH, TERRY (85-86)
STERN, ADAM (09)
STETTER, MITCH (05, 07)
 Stewart, Paul (00, 02, 04)
 Stocker, Bob (89)
STOCKER, MEL (07)
 St. Pierre, Max (07)
 Strebeck, Rick (90, 92-93)
 Stromer, Rick (85-86)
STRONG, JOE (86)
STULL, EVERETT (01)
STURTZE, TANYON (93-94)

T (16)
TANNER, BRUCE (88)
TAPANI, KEVIN (86)
TAUBENHEIM, TY (05)
 Taylor, Aaron (95)
 Taylor, Bill (89)
TEJADA, MIGUEL (97-98)
TEJADA, WIL (91)
THATCHER, JOE (06-07)
 Theodile, Robert (99)
 Thoma, Ray (85-86)
 Thomas, Carlos (95)
THURMAN, COREY (06-07)
TINSLEY, LEE (91)

TOLENTINO, JOSE (86-87)
TORRES, MELQUI (08)
 Tucker, Rusty (08)

U (1)
 Ungs, Nic (08)

V (15)
VALENTINE, JOE (06)
 Valenti, Jon (97)
VAN EGMOND, TIM (99)
 Van Iderstine, Ben (04-05)
 Van Poppel, Todd (91)
 Vanden Berg, John (05)
 Varner, Noochie (03)
 Vaz, Roberto (98)
 Veilleux, Brian (90)
 Veras, Camilo (87-88)
VERES, DAVE (88-89)
 Vice, Darryl (91-92)
VILLANUEVA, CARLOS (05-06)
 Villarreal, Luis (07)
VIZCAINO, LUIS (98)

W (40)
 Wagner, Bret (96-97)
 Waggoner, Jimmy (92-95)
 Wahpepah, Josh (08-09)
 Walker, Dane (94-95, 97)
WALTON, BRUCE (87-88)
WARD, KEVIN (89)
WARDLE, CURT (87)
WADSIN, JOHN (94)
 Wathan, Dusty (02)
 Weber, Weston (89, 91)
WEEKS, RICKIE (04)
 Weinberg, Todd (97)
WEISS, WALT (86-87)
 Weissman, Craig (88)
 Welch, Dave (08-09)
WENGERT, DON (94)
 Wernig, Pat (89-90, 92)
 West, Todd (02)
 Whaley, Scott (85-86)
 Wheeler, Zelous (10-11)
 White, Jason (95)
WHITEHURST, WALLY (86-87)
 Wilder, Dave (85-86)
WILKINSON, BILL (92)
WILLIAMS, GEORGE (93)
WILLIAMSON, ANTONE (99)
 Willinsky, Mark (10)
 Wilson, Steffan (10-11)
WILSON, TACK (90)
 Winchester, Jeff (05)
WINKELSAS, JOE (06)
WITASICK, JAY (96)
WITMEYER, RON (90)
WOJCIECHOWSKI, STEVE (94-95)
WOLFE, BRIAN (05)
 Wolfe, Joel (93-95)
WOOD, JASON (93-94, 96)
 Woolard, Glenn (04-05)
 Wooten, Rob (09,11)
 Wright, Brae (08,10-11)
 Wright, Chase (110)
WRIGHT, JAMEY (00)
WUNSCH, KELLY (99)

X (1)
 Xavier, Joe (87)

Y (3)
 Yeatman, Matt (06)
YOUNG, ERNIE (93-94)
 Young, Ray (89)

Z (7)
 Zamora, Pete (04)
 Zancanaro, Dave (91, 96)
 Zmudovsky, Tom (85)
ZOCOLILLO, PETER (02)
 Zongor, Steve (95)
 Zumwalt, Alec (05-06)
 Zuniga, Tony (05)

ALL-TIME ROSTER

COACHES (20)

Abbott, Glenn (90, 92-96)
 Bradley, Bert (91, 97-98)
 Caldwell, Mike (00-01)
 Curtis, John (09-11)
 Dabney, Fred (04)
 Guerrero, Sandy (03-08)
 Hook, Chris (08, 12)
 Joppie, Dave (95-96)
 Kyles, Stan (02-03)
 Lance, Gary (85)
 LeBoeuf, Al (10-11)
 Lett, Jim (09)
 Lopez, Gil (97)
 Mallee, John (00)
 Norman, Dan (01)
 Renko, Steve (99)
 Sauveur, Rich (05-07)
 Trillo, Manny (02)
 Tronerud, Rick (86-89)
 Willingham, Herm (99)

TRAINERS (8)

Barajas, Greg (02-04)
 Butz, Brian (99)
 Hauck, Greg (92)
 Hoback, Aaron (10-12)
 Hollenback, Dave (93-96)
 Schober, Dave (88-89)
 Thorson, Brian (85-87, 90-91, 97-98)
 Yeager, Dave (05-09)

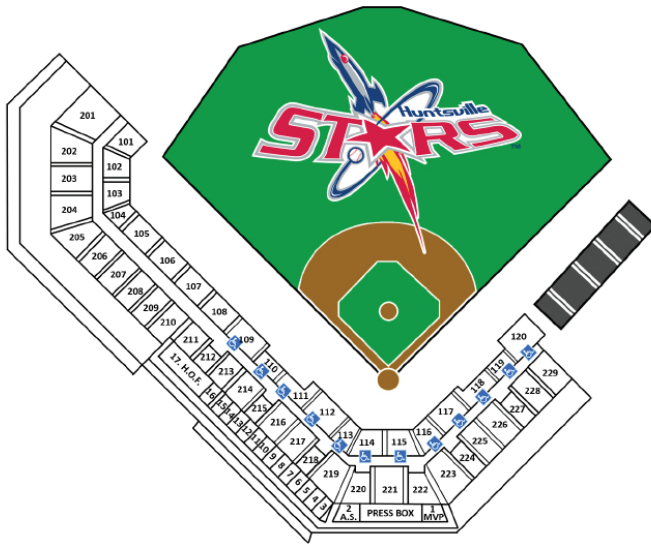
MANAGERS (16)

Coles, Darnell (12)	---
Evans, Darrell (99)	64-77, 454
Fisher, Brad (85-87)	230-199, 536
Guerrero, Mike (10-11)	131-146, 472
Jeff, Newman (89-90)	161-126, 561
Jones, Gary (94)	81-57, 587
Kremblas, Frank (02-04)	210-207, 504
Leonard, Jeff (98)	72-68, 514
Lezcano, Carlos (00)	64-75, 460
Miscik, Bob (09)	63-75, 457
Money, Don (05-08)	273-276, 497
Parsons, Casey (91-93)	213-216, 497
Quade, Mike (97)	77-62, 554
Reynolds, Tommie (88)	59-85, 410
Romero, Ed (01)	75-63, 543
Scott, Dick (95-96)	136-148, 479

JOE DAVIS STADIUM

JOE DAVIS STADIUM

Full Name	Joe W. Davis Municipal Stadium
Nickname	'The Joe'
Constructed	1985, Goodrum Knowles Inc.
Playing Surface	Grass
Outfield Dimensions	345' (LF), 405' (CF), 330' (RF)
Seating Capacity	10,488
Air-Conditioned Skyboxes	11, 'Small,' seats 15
.....	2, 'Large,' seats 20
.....	1, 'Extra -Large,' seats 40+
Scoreboard, Dimensions	36' x 48', installed by Texas Star Solutions, 2004
Videoboard, Dimensions	12' x 18', installed by Texas Star Solutions, 2004
Home Clubhouse	Located behind 3B dugout, remodeled 2007
Visitors' Clubhouse	Located behind 1B dugout
Umpires' Clubhouse	Located behind 1B dugout
Batting Cage	Located below LF bleacher seat



GROUND RULES

HOME RUNS

The following on-field actions will be considered home runs: batted ball flies over the first (lower) 8' outfield fence; batted ball flies over the concrete fence in fair territory in left field; batted ball strikes second or third row of outfield wall signs and bounces back onto the playing field; batted ball strikes the scoreboard, scoreboard netting, batter's eye or outfield light pole; batted ball strikes foul pole above outfield fence level.

DEAD BALL VS LIVE BALL

The following on-field actions will be considered dead balls: any ball going into the dugout is dead; any ball lodged in, on or behind the backstop netting is dead; any ball lodged in, on or around the bullpen benches is dead; any ball lodged under, on top of, behind or inside the tarp is dead. The following on-field actions will be considered live balls: any ball bouncing off the tarp is live; any loose ball in the bullpen is live; any thrown ball hitting the dugout rails and rebounding onto the field of play is live.

FLY BALLS

The following on-field actions will govern fly balls: if a player catches a fly ball in the dugout one foot must remain on the dugout's top step/field level; players may lean across the tarp to catch a fly ball, however players must not sit upon, step on or use the tarp as an aid in catching the fly ball.

MEDIA INFORMATION

MEDIA OUTLETS

Huntsville Times	Mark McCarter, Columnist, (256) 532-4234
.....	John Turner, Sports Editor, (256) 532-4432
WAAY-31, ABC.....	Ronnie Duncan, (256) 533-3131
WAFF-48, NBC	Scott Theisen, (256) 533-4848
WHNT-19, CBS	Edward Egros, (256) 533-1919
WZDX-54, FOX	Ronnie Duncan, (256) 533-5454

PRESSBOX

The Huntsville Stars pressbox is located on the Lowe's Skybox Level behind home plate. Joe Davis Stadium and the pressbox are smoke-free facilities. The pressbox is equipped with wireless internet access as well as DSL. The pressbox is reserved for working media only; it is a working area and should be treated as such.

WORKING CREDENTIALS

Credentials will be issued only to legitimate news-gathering agencies, subject to the discretion of the Huntsville Stars Media Relations Department and can be obtained by contacting Jill Cacic at (256) 882-2562 ext. 106 or jill@huntsvillestars.com. All single-game credential requests must be made at least 24 hours in advance of the game or their fulfillment cannot be assured. Credentials should be on the holders person at all times and will be checked by Joe Davis Stadium staff. Daily credentials can be picked up at the Media Relations Department offices, located on the 2nd floor of Joe Davis Stadium, no later than four hours prior to gametime. Only photographers that are employed by accredited media outlets or assigned work from the team will be allowed access to camera pits, clubhouses, etc. Under no circumstances should credential holders attempt to collect autographs, take personal photos, or use their position for unethical purposes. Violators will forfeit their credentials and be escorted from the stadium immediately. Credentials can be revoked at any time, without warning, by the Huntsville Stars.

PRESS RELEASES, UPDATED ROSTERS, & MEDIA GUIDES

Press releases, updated rosters, and media guides are available on the Stars website, www.huntsvillestars.com. If you would like to receive releases, player moves, and media guides via email, please contact Jill Cacic at (256) 882-2562 ext. 106 or jill@huntsvillestars.com.

SOUTHERN LEAGUE

Southern League Office	(770) 321-0400
.....	www.southernleague.com
Birmingham Barons (Chicago White Sox)	(205) 988-3200
.....	www.barons.com
Chattanooga Lookouts (Los Angeles Dodgers)	(423) 267-2208
.....	www.lookouts.com
Jackson Generals (Seattle Mariners)	(731) 988-5299
.....	www.generalsbaseball.com
Jacksonville Suns (Florida Marlins)	(904) 358-2846
.....	www.jaxsuns.com
Mississippi Braves (Atlanta Braves)	(601) 932-8788
.....	www.mississippibraves.com
Mobile BayBears (Arizona Diamondbacks).....	(251) 479-2327
.....	www.mobilebaybears.com
Montgomery Biscuits (Tampa Bay Rays).....	(334) 323-2255
.....	www.biscuitsbaseball.com
Pensacola Blue Wahoos (Cincinnati Reds).....	(850) 934-8444
.....	www.bluewahoos.com
Tennessee Smokies (Chicago Cubs)	(865) 286-2300
.....	www.smokiesbaseball.com

